

Online Appendices

Appendix A: Numbers of Texts	1
Appendix B: Word Frequencies.....	2
Appendix C: Multilevel Model Results	12
Appendix D: Additional Moderator Analyses With Political Leaning.....	15

Appendix A: Numbers of Texts

Table A1

Numbers of Texts Collected for Each Genre Category Per Corpus

Genre category	Television corpus	Online article corpus
Satirical news - liberal	360	1,700
Satirical news - conservative	---	760
Regular news - non-partisan	972	4,453
Regular news - liberal	288	39,268
Regular news - conservative	699	49,455

Appendix B: Word Frequencies

Table B1

Means and SDs of Character Framing Frequencies (Word Counts Standardized per 1,000 Words) Per Genre

Genre category	Sociability	Trustworthiness	Ability	Assertiveness	Status
<i>Television shows</i>					
Satirical news - liberal	22.33 (5.52)	34.19 (6.42)	23.14 (5.06)	13.09 (3.22)	20.32 (3.94)
Regular news - non-partisan	13.85 (3.49)	24.03 (4.53)	14.76 (3.57)	11.86 (4.37)	18.06 (3.33)
Regular news - liberal	17.21 (4.38)	28.99 (5.45)	24.53 (5.88)	15.03 (3.50)	21.55 (4.23)
Regular news - conservative	15.84 (2.91)	26.64 (4.52)	22.95 (4.51)	15.52 (2.84)	19.61 (2.81)
<i>Online blogs</i>					
Satirical news - liberal	14.67 (8.52)	27.42 (12.24)	15.50 (8.79)	12.32 (8.07)	18.19 (9.44)
Satirical news - conservative	15.73 (9.72)	28.32 (13.89)	15.32 (9.34)	12.80 (9.01)	18.56 (9.38)
Regular news - non-partisan	10.18 (5.62)	18.27 (7.69)	9.85 (5.61)	11.73 (6.19)	18.13 (7.80)
Regular news - liberal	11.58 (5.81)	19.87 (7.81)	12.17 (5.84)	12.48 (6.17)	17.84 (6.81)
Regular news - conservative	11.72 (7.39)	20.63 (10.03)	12.90 (7.96)	12.76 (7.81)	18.56 (9.03)

Table B2*Means and SDs of Character Framing Frequencies (Word Counts Standardized per 1,000 Words) Per Show*

Show	Genre category	Sociability	Trustworthiness	Ability	Assertiveness	Status
Full Frontal with Samantha Bee (TBS)	Satirical news - liberal	23.54 (3.39)	40.45 (4.55)	24.50 (3.55)	16.95 (3.03)	22.12 (2.57)
Jimmy Kimmel Live (ABC)	Satirical news - liberal	19.45 (4.22)	27.36 (4.54)	23.12 (5.23)	11.98 (3.42)	21.03 (5.01)
Last Week Tonight with John Oliver (HBO)	Satirical news - liberal	21.42 (3.21)	33.55 (4.05)	24.06 (3.76)	15.83 (4.47)	20.50 (4.03)
Late Night with Seth Meyers (NBC)	Satirical news - liberal	17.63 (2.53)	26.56 (2.97)	18.19 (2.41)	11.95 (2.02)	18.54 (2.16)
Patriot Act with Hasan Minhaj (Netflix)	Satirical news - liberal	26.51 (4.72)	36.09 (4.24)	25.27 (3.21)	15.07 (2.48)	21.13 (6.73)
Real Time with Bill Maher (HBO)	Satirical news - liberal	20.39 (3.44)	35.27 (2.91)	28.48 (4.76)	10.83 (1.77)	23.62 (2.84)
Saturday Night Live (NBC)	Satirical news - liberal	24.68 (4.89)	33.22 (2.82)	25.01 (4.10)	12.53 (1.44)	18.77 (3.16)
The Break with Michelle Wolf (Netflix)	Satirical news - liberal	31.53 (3.09)	49.77 (5.05)	27.88 (3.22)	18.88 (3.36)	26.14 (3.77)
The Daily Show with Trevor Noah (Comedy Central)	Satirical news - liberal	29.46 (3.51)	40.15 (3.86)	27.98 (3.24)	14.23 (2.08)	22.37 (2.53)
The Jim Jefferies Show (Comedy Central)	Satirical news - liberal	27.79 (2.16)	40.74 (2.97)	29.76 (3.16)	14.47 (2.69)	22.11 (2.96)
The Late Late Show with James Corden (CBS)	Satirical news - liberal	19.46 (2.42)	28.58 (2.64)	20.73 (1.69)	12.52 (1.69)	17.62 (2.18)
The Late Show with Stephen Colbert (CBS)	Satirical news - liberal	17.73 (2.32)	31.35 (3.60)	19.19 (3.42)	11.27 (2.48)	18.40 (3.36)
The Opposition with Jordan Klepper (Comedy Central)	Satirical news - liberal	26.71 (3.75)	41.90 (4.25)	28.25 (3.08)	15.38 (2.35)	24.36 (3.05)
The Tonight Show with Jimmy Fallon (NBC)	Satirical news - liberal	21.51 (2.41)	31.32 (3.84)	21.21 (2.21)	9.80 (1.78)	18.47 (1.89)
The Rundown with Robin Thede (BET)	Satirical news - liberal	24.81 (3.26)	36.10 (3.97)	23.45 (3.39)	11.56 (1.53)	23.27 (9.81)
Evening News with Jeff Glor (CBS)	Regular news - non-partisan	13.04 (2.62)	22.98 (3.77)	14.81 (2.88)	11.58 (5.28)	18.13 (3.18)
Nightly News with Lester Holt (NBC)	Regular news - non-partisan	14.74 (4.59)	24.25 (5.70)	14.49 (4.67)	11.94 (4.56)	18.05 (3.94)
World News Tonight with David Muir (ABC)	Regular news - non-partisan	13.76 (2.29)	25.18 (3.18)	15.04 (2.53)	12.12 (2.17)	17.97 (2.55)
All In with Chris Hayes (MSNBC)	Regular news - liberal	19.40 (3.87)	31.61 (4.36)	25.12 (3.64)	14.47 (2.43)	22.39 (2.64)
Hardball with Chris Matthews (MSNBC)	Regular news - liberal	19.49 (4.24)	30.57 (5.05)	28.15 (5.09)	15.15 (3.66)	22.28 (4.23)
The Last Word with Lawrence O'Donnell (MSNBC)	Regular news - liberal	15.99 (3.84)	27.37 (5.04)	24.13 (5.79)	15.70 (3.61)	20.91 (4.53)
The Rachel Maddow Show (MSNBC)	Regular news - liberal	15.54 (3.99)	28.55 (5.96)	20.67 (4.81)	14.12 (3.27)	21.29 (4.07)
Hannity (Fox News)	Regular news - conservative	15.01 (2.00)	26.95 (4.53)	20.35 (4.76)	15.31 (2.34)	19.74 (2.68)
The Ingraham Angle (Fox News)	Regular news - conservative	16.66 (2.73)	26.04 (3.02)	22.55 (3.42)	15.14 (2.86)	20.30 (2.55)
The Story with Martha MacCallum (Fox News)	Regular news - conservative	16.26 (3.43)	23.37 (4.14)	26.53 (4.07)	16.55 (3.00)	20.25 (3.19)
Tucker Carlson Tonight (Fox News)	Regular news - conservative	15.63 (3.10)	28.95 (4.36)	23.01 (3.75)	15.31 (2.98)	18.58 (2.57)

Table B3*Means and SDs of Character Framing Frequencies (Word Counts Standardized per 1,000 Words) Per Online Blog*

Website	Genre category	Sociability	Trustworthiness	Ability	Assertiveness	Status
www.alternativelyfacts.com	Satirical news - liberal	15.49 (6.43)	27.50 (9.28)	16.60 (8.18)	12.37 (5.58)	17.74 (6.37)
www.bizstandardnews.com	Satirical news - liberal	13.30 (7.05)	28.39 (9.83)	15.26 (7.59)	9.68 (5.79)	17.46 (8.27)
www.breakingburgh.com	Satirical news - liberal	14.71 (9.79)	27.3 (14.89)	16.33 (10.63)	13.59 (10.37)	20.07 (10.90)
www.bullshitnews.org	Satirical news - liberal	14.32 (5.81)	32.69 (7.90)	18.19 (6.29)	18.09 (5.78)	21.15 (7.90)
www.gishgallop.com	Satirical news - liberal	14.36 (8.82)	25.51 (11.13)	16.42 (9.54)	13.20 (8.56)	16.47 (9.19)
www.glossynews.com	Satirical news - liberal	17.74 (9.63)	30.93 (12.91)	15.65 (6.82)	12.00 (8.34)	19.90 (9.46)
www.halfwaypost.com	Satirical news - liberal	15.78 (8.52)	31.84 (10.27)	15.06 (7.36)	12.38 (6.76)	17.89 (9.09)
www.humortimes.com	Satirical news - liberal	13.82 (7.34)	24.51 (10.54)	16.34 (8.74)	14.04 (8.25)	19.07 (11.93)
www.newyorker.com/humor/borowitz-report	Satirical news - liberal	12.54 (9.69)	20.32 (11.58)	12.82 (9.06)	9.49 (7.71)	15.26 (9.83)
www.politicalgarbagechute.com	Satirical news - liberal	14.99 (6.10)	27.29 (8.92)	16.89 (6.90)	12.37 (6.29)	16.68 (6.68)
www.theonion.com	Satirical news - liberal	15.19 (9.22)	27.12 (13.63)	14.21 (9.15)	12.40 (8.23)	18.62 (10.04)
www.babylonbee.com	Satirical news - conservative	16.51 (10.18)	29.92 (15.36)	14.97 (9.43)	12.55 (8.87)	19.06 (10.46)
www.npcdaily.com	Satirical news - conservative	16.76 (9.09)	30.81 (12.98)	19.10 (9.46)	16.67 (10.09)	20.28 (9.26)
www.resistancehole.clickhole.com	Satirical news - conservative	18.69 (8.36)	32.00 (9.27)	16.10 (10.51)	18.67 (10.99)	19.40 (6.88)
www.scrappleface.com	Satirical news - conservative	13.73 (10.13)	23.84 (11.09)	14.58 (9.75)	11.38 (7.57)	17.89 (8.80)
www.veryersatznews.com	Satirical news - conservative	13.65 (8.61)	24.45 (11.58)	13.40 (7.69)	10.08 (7.23)	16.22 (6.69)
www.apnews.com	Regular news - non-partisan	11.26 (5.68)	20.10 (7.51)	11.34 (5.6)	11.93 (6.23)	16.61 (6.59)
www.reuters.com	Regular news - non-partisan	10.28 (5.24)	18.14 (6.97)	9.84 (5.13)	11.70 (5.53)	18.72 (7.46)
www.upi.com	Regular news - non-partisan	9.35 (6.75)	17.96 (9.91)	9.25 (7.04)	11.73 (8.18)	16.58 (9.08)
www.huffpost.com	Regular news - liberal	11.50 (6.77)	20.57 (9.38)	12.32 (6.78)	12.43 (7.16)	17.64 (7.87)
www.nytimes.com	Regular news - liberal	11.65 (5.34)	18.21 (6.03)	11.32 (4.75)	11.88 (5.43)	17.06 (5.57)
www.politico.com	Regular news - liberal	11.53 (6.05)	18.77 (7.67)	12.16 (6.19)	12.50 (6.57)	18.17 (7.21)
www.salon.com	Regular news - liberal	12.26 (5.90)	22.64 (8.50)	13.66 (6.15)	12.78 (6.13)	18.33 (6.73)
www.theatlantic.com	Regular news - liberal	12.01 (5.06)	20.11 (7.07)	12.69 (5.13)	12.03 (5.12)	17.66 (6.11)
www.thenation.com	Regular news - liberal	13.30 (6.04)	23.14 (8.50)	13.36 (6.12)	14.32 (7.18)	18.74 (7.48)
www.vox.com	Regular news - liberal	12.84 (6.33)	22.38 (8.18)	13.24 (5.94)	14.41 (6.99)	18.48 (6.87)
www.washingtonpost.com	Regular news - liberal	10.66 (5.05)	18.72 (6.55)	10.99 (4.86)	12.05 (5.29)	17.30 (6.34)
www.bostonherald.com	Regular news - conservative	12.28 (6.80)	19.91 (9.11)	12.82 (6.95)	13.96 (8.03)	19.14 (8.44)
www.breitbart.com	Regular news - conservative	11.06 (7.01)	20.97 (10.17)	11.46 (7.05)	12.14 (7.68)	17.98 (8.58)
www.dailycaller.com	Regular news - conservative	12.24 (8.32)	20.96 (10.83)	14.58 (9.31)	12.71 (8.43)	18.73 (10.14)
www.foxnews.com	Regular news - conservative	11.54 (5.63)	20.23 (7.54)	10.92 (5.63)	12.81 (5.77)	18.99 (6.93)
www.newsmax.com	Regular news - conservative	11.40 (7.79)	19.78 (10.51)	13.35 (8.55)	12.98 (8.71)	18.86 (9.83)
www.observer.com	Regular news - conservative	12.09 (6.19)	21.93 (8.33)	12.36 (6.22)	11.32 (5.92)	17.66 (6.73)
www.reason.com	Regular news - conservative	13.17 (7.42)	23.88 (10.37)	14.48 (7.64)	13.45 (7.42)	16.96 (7.77)
www.washingtonexaminer.com	Regular news - conservative	11.25 (7.44)	19.29 (9.89)	12.44 (7.76)	12.50 (7.76)	19.08 (9.49)

Table B4*Means and SDs of Emotional Framing Frequencies (Word Counts Standardized per 1,000 Words) Per Genre*

Genre category	Positive emotions	Negative emotions	Anxiety	Anger	Sadness
Television shows					
Satirical news - liberal	3.07 (0.61)	1.98 (0.44)	0.27 (0.12)	0.71 (0.27)	0.30 (0.12)
Regular news - non-partisan	2.07 (0.48)	2.03 (0.49)	0.36 (0.16)	0.77 (0.29)	0.34 (0.15)
Regular news - liberal	2.31 (0.55)	1.46 (0.49)	0.25 (0.16)	0.52 (0.30)	0.19 (0.13)
Regular news - conservative	2.45 (0.47)	1.83 (0.46)	0.26 (0.13)	0.72 (0.28)	0.25 (0.12)
Online blogs					
Satirical news - liberal	2.63 (2.72)	2.32 (1.43)	0.35 (0.48)	0.92 (0.91)	0.34 (0.48)
Satirical news - conservative	2.78 (1.59)	2.32 (1.50)	0.32 (0.45)	0.89 (0.93)	0.39 (0.50)
Regular news - non-partisan	1.91 (0.99)	2.06 (1.21)	0.35 (0.36)	0.91 (0.88)	0.30 (0.33)
Regular news - liberal	2.12 (0.96)	1.86 (1.04)	0.31 (0.32)	0.75 (0.66)	0.27 (0.28)
Regular news - conservative	2.25 (1.25)	1.76 (1.22)	0.26 (0.37)	0.70 (0.76)	0.26 (0.38)

Table B5*Means and SDs of Emotional Framing Frequencies (Word Counts Standardized per 1,000 Words) Per Show*

Show	Genre category	Positive emotions	Negative emotions	Anxiety	Anger	Sadness
Full Frontal with Samantha Bee (TBS)	Satirical news - liberal	3.09 (0.58)	2.56 (0.35)	0.33 (0.09)	1.08 (0.32)	0.33 (0.10)
Jimmy Kimmel Live (ABC)	Satirical news - liberal	2.79 (0.71)	1.62 (0.18)	0.19 (0.12)	0.49 (0.14)	0.40 (0.09)
Last Week Tonight with John Oliver (HBO)	Satirical news - liberal	2.31 (0.53)	1.58 (0.54)	0.28 (0.18)	0.59 (0.33)	0.20 (0.16)
Late Night with Seth Meyers (NBC)	Satirical news - liberal	2.39 (0.34)	1.90 (0.29)	0.27 (0.09)	0.67 (0.14)	0.25 (0.07)
Patriot Act with Hasan Minhaj (Netflix)	Satirical news - liberal	2.46 (0.68)	2.28 (0.47)	0.23 (0.21)	0.97 (0.26)	0.30 (0.09)
Real Time with Bill Maher (HBO)	Satirical news - liberal	2.53 (0.25)	1.91 (0.35)	0.27 (0.05)	0.77 (0.13)	0.28 (0.10)
Saturday Night Live (NBC)	Satirical news - liberal	4.06 (0.67)	1.94 (0.33)	0.26 (0.07)	0.56 (0.17)	0.37 (0.11)
The Break with Michelle Wolf (Netflix)	Satirical news - liberal	3.94 (0.32)	2.26 (0.73)	0.18 (0.09)	1.04 (0.44)	0.44 (0.25)
The Daily Show with Trevor Noah (Comedy Central)	Satirical news - liberal	2.87 (0.35)	2.04 (0.32)	0.21 (0.09)	0.80 (0.19)	0.30 (0.12)
The Jim Jefferies Show (Comedy Central)	Satirical news - liberal	3.29 (0.19)	2.09 (0.44)	0.27 (0.12)	0.85 (0.20)	0.29 (0.09)
The Late Late Show with James Corden (CBS)	Satirical news - liberal	2.68 (0.36)	1.74 (0.30)	0.28 (0.09)	0.48 (0.15)	0.26 (0.08)
The Late Show with Stephen Colbert (CBS)	Satirical news - liberal	3.32 (0.49)	1.92 (0.45)	0.29 (0.12)	0.65 (0.23)	0.31 (0.15)
The Opposition with Jordan Klepper (Comedy Central)	Satirical news - liberal	3.31 (0.36)	2.19 (0.32)	0.31 (0.11)	0.88 (0.22)	0.29 (0.12)
The Tonight Show with Jimmy Fallon (NBC)	Satirical news - liberal	3.62 (0.52)	1.41 (0.35)	0.21 (0.09)	0.35 (0.22)	0.25 (0.11)
The Rundown with Robin Thede (BET)	Satirical news - liberal	2.91 (0.34)	2.01 (0.30)	0.27 (0.14)	0.73 (0.41)	0.36 (0.19)
Evening News with Jeff Glor (CBS)	Regular news - non-partisan	2.07 (0.44)	1.95 (0.47)	0.31 (0.14)	0.76 (0.29)	0.32 (0.14)
Nightly News with Lester Holt (NBC)	Regular news - non-partisan	2.14 (0.59)	2.16 (0.57)	0.41 (0.18)	0.80 (0.31)	0.36 (0.16)
World News Tonight with David Muir (ABC)	Regular news - non-partisan	1.98 (0.35)	1.97 (0.36)	0.36 (0.14)	0.74 (0.25)	0.33 (0.14)
All In with Chris Hayes (MSNBC)	Regular news - liberal	2.46 (0.40)	1.44 (0.42)	0.22 (0.11)	0.52 (0.23)	0.20 (0.08)
Hardball with Chris Matthews (MSNBC)	Regular news - liberal	2.52 (0.60)	1.46 (0.48)	0.23 (0.17)	0.55 (0.29)	0.18 (0.13)
The Last Word with Lawrence O'Donnell (MSNBC)	Regular news - liberal	2.89 (0.49)	2.12 (0.53)	0.32 (0.15)	0.73 (0.28)	0.27 (0.11)
The Rachel Maddow Show (MSNBC)	Regular news - liberal	2.03 (0.45)	1.31 (0.41)	0.23 (0.14)	0.40 (0.24)	0.18 (0.11)
Hannity (Fox News)	Regular news - conservative	2.28 (0.53)	2.00 (0.44)	0.25 (0.12)	0.85 (0.25)	0.25 (0.11)
The Ingraham Angle (Fox News)	Regular news - conservative	2.45 (0.42)	1.75 (0.40)	0.26 (0.11)	0.65 (0.24)	0.29 (0.12)
The Story with Martha MacCallum (Fox News)	Regular news - conservative	2.46 (0.44)	1.48 (0.34)	0.23 (0.10)	0.53 (0.17)	0.22 (0.11)
Tucker Carlson Tonight (Fox News)	Regular news - conservative	2.59 (0.42)	1.97 (0.47)	0.30 (0.15)	0.78 (0.30)	0.25 (0.12)

Table B6*Means and SDs of Emotional Framing Frequencies (Word Counts Standardized per 1,000 Words) Per Online Blog*

Website	Genre category	Positive emotions	Negative emotions	Anxiety	Anger	Sadness
www.alternativelyfacts.com	Satirical news - liberal	2.49 (1.04)	2.03 (1.14)	0.23 (0.26)	1.05 (0.88)	0.26 (0.31)
www.bizstandardnews.com	Satirical news - liberal	2.28 (1.14)	2.58 (1.28)	0.26 (0.39)	1.29 (0.94)	0.25 (0.32)
www.breakingburgh.com	Satirical news - liberal	2.94 (5.42)	2.41 (1.64)	0.43 (0.58)	0.76 (0.93)	0.43 (0.62)
www.bullshitnews.org	Satirical news - liberal	3.25 (1.09)	2.83 (1.11)	0.49 (0.40)	1.13 (0.79)	0.37 (0.26)
www.gishgallop.com	Satirical news - liberal	2.50 (1.09)	1.81 (1.31)	0.23 (0.36)	0.71 (0.81)	0.24 (0.34)
www.glossynews.com	Satirical news - liberal	3.30 (2.17)	2.12 (1.01)	0.23 (0.25)	0.93 (0.69)	0.29 (0.34)
www.halfwaypost.com	Satirical news - liberal	2.77 (1.35)	2.31 (1.17)	0.35 (0.39)	0.78 (0.75)	0.32 (0.40)
www.humortimes.com	Satirical news - liberal	2.77 (1.05)	2.23 (1.54)	0.33 (0.36)	0.96 (0.88)	0.34 (0.47)
www.newyorker.com/humor/borowitz-report	Satirical news - liberal	2.23 (1.51)	2.19 (1.64)	0.39 (0.59)	0.77 (0.92)	0.45 (0.57)
www.politicalgarbagechute.com	Satirical news - liberal	2.44 (0.97)	1.95 (0.92)	0.25 (0.35)	0.96 (0.64)	0.24 (0.28)
www.theonion.com	Satirical news - liberal	2.57 (1.56)	2.49 (1.63)	0.41 (0.55)	0.94 (1.05)	0.40 (0.56)
www.babylonbee.com	Satirical news - conservative	2.98 (1.73)	2.38 (1.68)	0.32 (0.48)	0.88 (1.00)	0.43 (0.58)
www.npcdaily.com	Satirical news - conservative	2.83 (1.28)	2.21 (1.40)	0.27 (0.37)	0.96 (0.96)	0.23 (0.29)
www.resistancehole.clickhole.com	Satirical news - conservative	3.51 (1.94)	2.91 (1.25)	0.37 (0.48)	1.19 (0.94)	0.57 (0.47)
www.scrappleface.com	Satirical news - conservative	2.46 (1.40)	2.23 (1.31)	0.36 (0.51)	0.78 (0.79)	0.44 (0.48)
www.veryersatznews.com	Satirical news - conservative	2.30 (1.35)	2.20 (1.23)	0.30 (0.41)	0.88 (0.77)	0.38 (0.39)
www.apnews.com	Regular news - non-partisan	1.74 (0.89)	2.03 (1.12)	0.31 (0.31)	0.78 (0.66)	0.34 (0.33)
www.reuters.com	Regular news - non-partisan	1.97 (0.95)	2.08 (1.16)	0.38 (0.35)	0.94 (0.87)	0.30 (0.30)
www.upi.com	Regular news - non-partisan	1.77 (1.14)	2.00 (1.43)	0.27 (0.42)	0.88 (1.00)	0.30 (0.40)
www.huffpost.com	Regular news - liberal	2.11 (1.09)	1.86 (1.17)	0.27 (0.38)	0.77 (0.76)	0.28 (0.34)
www.nytimes.com	Regular news - liberal	2.13 (0.83)	1.73 (0.84)	0.31 (0.27)	0.70 (0.53)	0.26 (0.23)
www.politico.com	Regular news - liberal	2.16 (0.99)	1.67 (1.00)	0.28 (0.31)	0.66 (0.61)	0.25 (0.29)
www.salon.com	Regular news - liberal	2.24 (0.98)	2.04 (1.11)	0.32 (0.33)	0.83 (0.68)	0.29 (0.29)
www.theatlantic.com	Regular news - liberal	2.31 (0.90)	2.02 (0.96)	0.31 (0.27)	0.79 (0.59)	0.30 (0.30)
www.thenation.com	Regular news - liberal	2.54 (1.04)	2.15 (1.08)	0.34 (0.33)	0.89 (0.73)	0.34 (0.31)
www.vox.com	Regular news - liberal	2.22 (0.94)	1.79 (1.02)	0.28 (0.31)	0.68 (0.63)	0.28 (0.29)
www.washingtonpost.com	Regular news - liberal	1.90 (0.86)	1.93 (1.02)	0.35 (0.30)	0.81 (0.72)	0.28 (0.26)
www.bostonherald.com	Regular news - conservative	2.30 (1.20)	1.62 (1.18)	0.26 (0.33)	0.65 (0.70)	0.26 (0.37)
www.breitbart.com	Regular news - conservative	2.19 (1.30)	1.75 (1.27)	0.23 (0.36)	0.73 (0.84)	0.28 (0.38)
www.dailycaller.com	Regular news - conservative	2.25 (1.37)	1.72 (1.28)	0.23 (0.39)	0.71 (0.80)	0.27 (0.43)
www.foxnews.com	Regular news - conservative	2.15 (0.95)	1.87 (0.96)	0.28 (0.31)	0.69 (0.60)	0.24 (0.30)
www.newsmax.com	Regular news - conservative	2.32 (1.32)	1.62 (1.24)	0.25 (0.39)	0.62 (0.74)	0.24 (0.40)
www.observer.com	Regular news - conservative	2.26 (0.95)	2.06 (1.11)	0.31 (0.33)	0.89 (0.71)	0.26 (0.30)
www.reason.com	Regular news - conservative	2.31 (1.21)	2.12 (1.25)	0.31 (0.40)	0.82 (0.78)	0.29 (0.33)
www.washingtonexaminer.com	Regular news - conservative	2.23 (1.28)	1.69 (1.24)	0.26 (0.39)	0.69 (0.77)	0.25 (0.39)

Table B7*Means and SDs of Moral Framing Frequencies (Word Counts Standardized per 1,000 Words) Per Genre*

Genre category	Care	Fairness	Loyalty	Authority	Sanctity
Television shows					
Satirical news - liberal	5.84 (2.67)	3.29 (1.90)	3.79 (1.90)	6.42 (2.63)	3.81 (2.25)
Regular news - non-partisan	9.64 (3.03)	1.91 (1.28)	5.07 (2.15)	9.57 (3.25)	2.92 (2.09)
Regular news - liberal	4.94 (2.99)	3.91 (2.66)	5.26 (2.83)	9.58 (4.35)	1.55 (1.76)
Regular news - conservative	5.68 (2.21)	3.81 (2.26)	5.29 (2.14)	7.99 (2.80)	2.32 (1.66)
Online blogs					
Satirical news - liberal	5.76 (6.25)	2.87 (4.61)	5.25 (6.35)	9.59 (7.82)	5.65 (8.65)
Satirical news - conservative	6.46 (7.13)	3.34 (5.11)	5.51 (6.16)	8.56 (8.35)	5.16 (9.87)
Regular news - non-partisan	8.15 (8.25)	3.04 (4.41)	8.96 (7.08)	10.79 (7.12)	2.75 (6.27)
Regular news - liberal	6.84 (6.61)	3.82 (4.73)	6.44 (5.54)	9.50 (6.03)	2.28 (4.26)
Regular news - conservative	6.03 (6.98)	4.03 (5.45)	5.45 (5.94)	11.25 (7.98)	2.12 (4.64)

Table B8*Means and SDs of Moral Framing Frequencies (Word Counts Standardized per 1,000 Words) Per Show*

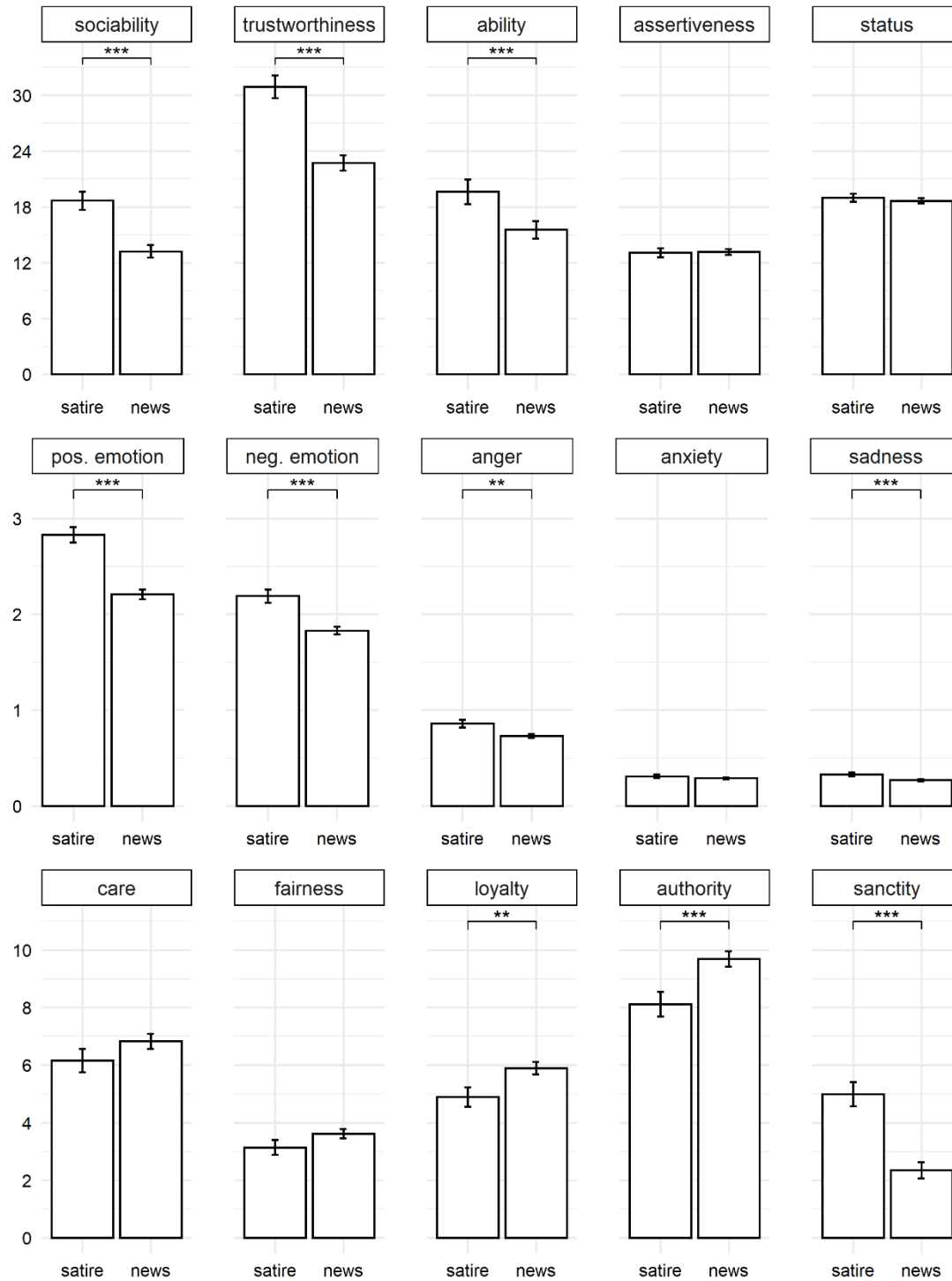
Show	Genre category	Care	Fairness	Loyalty	Authority	Sanctity
Full Frontal with Samantha Bee (TBS)	Satirical news - liberal	9.43 (2.15)	4.89 (2.76)	5.10 (2.51)	6.19 (1.29)	6.17 (1.87)
Jimmy Kimmel Live (ABC)	Satirical news - liberal	5.17 (2.53)	2.22 (1.61)	3.85 (1.25)	9.42 (4.53)	2.44 (1.70)
Last Week Tonight with John Oliver (HBO)	Satirical news - liberal	7.08 (3.26)	3.28 (2.02)	5.30 (3.11)	4.32 (2.25)	4.49 (2.87)
Late Night with Seth Meyers (NBC)	Satirical news - liberal	4.07 (1.37)	3.91 (1.64)	3.45 (1.08)	9.47 (2.19)	2.48 (0.89)
Patriot Act with Hasan Minhaj (Netflix)	Satirical news - liberal	7.52 (3.17)	3.46 (2.83)	7.69 (2.12)	5.35 (3.00)	6.15 (1.97)
Real Time with Bill Maher (HBO)	Satirical news - liberal	6.10 (2.49)	3.01 (1.45)	4.45 (1.42)	6.44 (0.80)	3.70 (1.39)
Saturday Night Live (NBC)	Satirical news - liberal	5.20 (1.36)	2.22 (1.00)	2.39 (0.74)	5.11 (1.75)	3.74 (1.47)
The Break with Michelle Wolf (Netflix)	Satirical news - liberal	11.45 (4.07)	2.38 (0.66)	3.43 (1.47)	4.61 (1.54)	2.81 (1.01)
The Daily Show with Trevor Noah (Comedy Central)	Satirical news - liberal	6.57 (1.75)	4.09 (1.57)	3.76 (1.47)	7.44 (2.78)	4.34 (1.66)
The Jim Jefferies Show (Comedy Central)	Satirical news - liberal	9.24 (1.63)	3.52 (1.43)	5.20 (2.03)	4.48 (1.63)	6.75 (2.65)
The Late Late Show with James Corden (CBS)	Satirical news - liberal	3.41 (1.13)	2.10 (0.62)	3.24 (1.06)	6.33 (1.72)	3.08 (1.69)
The Late Show with Stephen Colbert (CBS)	Satirical news - liberal	4.68 (1.47)	2.88 (1.47)	3.20 (1.39)	6.06 (1.90)	2.93 (1.52)
The Opposition with Jordan Klepper (Comedy Central)	Satirical news - liberal	8.60 (1.73)	3.89 (2.33)	4.66 (1.49)	5.99 (1.88)	5.72 (3.52)
The Tonight Show with Jimmy Fallon (NBC)	Satirical news - liberal	2.88 (0.92)	1.32 (0.80)	2.32 (1.18)	4.67 (1.28)	2.39 (0.90)
The Rundown with Robin Thede (BET)	Satirical news - liberal	8.17 (3.30)	5.98 (3.13)	3.59 (1.38)	4.31 (0.99)	5.34 (2.30)
Evening News with Jeff Glor (CBS)	Regular news - non-partisan	9.48 (2.90)	1.88 (1.28)	4.96 (2.05)	9.28 (3.16)	3.09 (2.38)
Nightly News with Lester Holt (NBC)	Regular news - non-partisan	9.93 (3.39)	1.98 (1.37)	5.59 (2.33)	8.78 (3.20)	3.02 (2.14)
World News Tonight with David Muir (ABC)	Regular news - non-partisan	9.47 (2.63)	1.84 (1.16)	4.52 (1.87)	11.07 (2.95)	2.57 (1.47)
All In with Chris Hayes (MSNBC)	Regular news - liberal	5.67 (2.57)	3.06 (1.42)	5.60 (2.10)	7.73 (2.53)	1.84 (0.97)
Hardball with Chris Matthews (MSNBC)	Regular news - liberal	5.20 (2.86)	3.35 (2.55)	4.94 (2.75)	9.38 (3.76)	1.65 (1.38)
The Last Word with Lawrence O'Donnell (MSNBC)	Regular news - liberal	5.50 (3.47)	4.17 (2.87)	5.66 (2.86)	10.51 (4.97)	1.75 (2.45)
The Rachel Maddow Show (MSNBC)	Regular news - liberal	3.61 (2.02)	4.47 (2.62)	4.97 (3.04)	9.14 (4.29)	1.08 (0.95)
Hannity (Fox News)	Regular news - conservative	5.30 (1.89)	4.86 (2.26)	4.72 (1.80)	8.90 (2.74)	2.36 (1.25)
The Ingraham Angle (Fox News)	Regular news - conservative	5.74 (2.35)	3.06 (1.31)	5.31 (2.16)	8.20 (2.40)	2.48 (1.48)
The Story with Martha MacCallum (Fox News)	Regular news - conservative	5.17 (2.31)	2.13 (1.40)	5.27 (2.29)	8.65 (3.32)	2.30 (2.33)
Tucker Carlson Tonight (Fox News)	Regular news - conservative	6.27 (2.16)	4.62 (2.44)	5.76 (2.20)	6.69 (2.30)	2.18 (1.58)

Table B9*Means and SDs of Moral Framing Frequencies (Word Counts Standardized per 1,000 Words) Per Online Blog*

Website	Genre category	Care	Fairness	Loyalty	Authority	Sanctity
www.alternativelyfacts.com	Satirical news - liberal	6.08 (5.52)	3.17 (3.80)	4.33 (3.95)	9.34 (6.53)	6.41 (6.81)
www.bizstandardnews.com	Satirical news - liberal	7.14 (5.45)	2.92 (3.70)	7.07 (5.77)	9.26 (6.61)	10.27 (13.17)
www.breakingburgh.com	Satirical news - liberal	5.21 (7.47)	1.88 (4.51)	5.22 (7.33)	11.66 (9.41)	2.90 (6.07)
www.bullshitnews.org	Satirical news - liberal	8.31 (4.10)	3.46 (5.06)	8.02 (6.69)	9.32 (5.29)	11.48 (12.32)
www.gishgallop.com	Satirical news - liberal	4.45 (4.81)	1.77 (3.07)	5.52 (5.95)	7.55 (6.76)	3.82 (5.96)
www.glossynews.com	Satirical news - liberal	7.12 (6.10)	2.19 (2.91)	5.42 (6.67)	7.41 (5.62)	4.07 (4.82)
www.halfwaypost.com	Satirical news - liberal	5.22 (5.96)	4.13 (5.13)	3.98 (4.33)	9.14 (7.00)	7.50 (10.18)
www.humortimes.com	Satirical news - liberal	6.41 (5.69)	2.14 (3.36)	5.41 (6.71)	11.07 (8.54)	4.92 (7.89)
www.newyorker.com/humor/borowitz-report	Satirical news - liberal	4.38 (6.74)	2.92 (5.50)	6.07 (9.07)	6.90 (7.53)	1.52 (3.36)
www.politicalgarbagechute.com	Satirical news - liberal	5.99 (4.57)	3.26 (3.82)	3.70 (3.39)	9.80 (6.29)	6.45 (6.34)
www.theonion.com	Satirical news - liberal	5.77 (6.68)	3.17 (5.42)	5.14 (6.56)	9.61 (8.57)	5.52 (7.96)
www.babylonbee.com	Satirical news - conservative	6.16 (7.63)	2.87 (5.00)	5.87 (6.65)	9.30 (8.98)	5.76 (11.43)
www.npcdaily.com	Satirical news - conservative	7.30 (7.24)	6.49 (6.38)	6.91 (6.42)	6.81 (7.74)	2.93 (4.86)
www.resistancehole.clickhole.com	Satirical news - conservative	7.84 (5.70)	3.81 (4.80)	3.54 (3.79)	9.56 (8.48)	4.77 (4.10)
www.scrappleface.com	Satirical news - conservative	6.35 (6.53)	3.05 (4.78)	4.93 (6.12)	10.65 (8.50)	4.93 (13.02)
www.veryersatznews.com	Satirical news - conservative	6.30 (6.34)	2.04 (3.15)	4.21 (4.65)	6.80 (6.45)	5.73 (6.85)
www.apnews.com	Regular news - non-partisan	9.29 (7.63)	3.23 (5.08)	5.77 (5.03)	9.23 (6.22)	2.91 (4.86)
www.reuters.com	Regular news - non-partisan	7.60 (7.57)	3.03 (4.17)	9.53 (6.86)	10.90 (6.50)	2.41 (5.54)
www.upi.com	Regular news - non-partisan	9.72 (10.40)	2.97 (4.93)	8.20 (8.11)	10.99 (9.26)	3.92 (8.69)
www.huffpost.com	Regular news - liberal	7.37 (7.23)	4.39 (5.60)	5.92 (5.86)	9.09 (6.53)	2.43 (4.96)
www.nytimes.com	Regular news - liberal	6.20 (5.51)	4.61 (5.57)	6.87 (5.90)	10.00 (5.34)	1.85 (3.47)
www.politico.com	Regular news - liberal	5.76 (6.10)	3.30 (4.35)	5.79 (5.21)	10.30 (6.40)	1.67 (3.24)
www.salon.com	Regular news - liberal	7.24 (6.92)	4.32 (4.76)	5.93 (5.17)	8.76 (5.83)	3.06 (4.85)
www.theatlantic.com	Regular news - liberal	5.76 (4.96)	3.63 (3.97)	5.53 (4.62)	8.87 (5.52)	2.48 (4.27)
www.thenation.com	Regular news - liberal	7.51 (6.07)	4.48 (5.26)	8.17 (6.11)	7.92 (5.83)	2.38 (3.90)
www.vox.com	Regular news - liberal	7.74 (7.58)	3.75 (4.48)	5.02 (4.72)	7.59 (5.20)	2.56 (4.97)
www.washingtonpost.com	Regular news - liberal	7.84 (7.04)	3.48 (4.37)	7.72 (5.78)	9.65 (5.84)	2.48 (4.64)
www.bostonherald.com	Regular news - conservative	7.20 (8.57)	3.61 (5.10)	5.55 (5.58)	10.37 (7.18)	2.07 (3.71)
www.breitbart.com	Regular news - conservative	7.88 (8.59)	3.64 (5.14)	6.31 (6.37)	12.00 (9.09)	2.97 (6.43)
www.dailycaller.com	Regular news - conservative	5.75 (7.08)	4.15 (5.83)	5.17 (6.28)	11.44 (8.63)	2.03 (4.61)
www.foxnews.com	Regular news - conservative	5.76 (5.48)	3.74 (4.43)	5.89 (4.71)	10.91 (6.23)	1.89 (3.43)
www.newsmax.com	Regular news - conservative	5.27 (6.50)	4.18 (5.52)	5.43 (6.30)	11.86 (8.04)	1.50 (3.73)
www.observer.com	Regular news - conservative	5.94 (5.57)	3.21 (4.22)	6.21 (5.76)	10.10 (6.78)	2.32 (3.57)
www.reason.com	Regular news - conservative	7.16 (7.53)	5.38 (6.75)	4.62 (5.04)	8.57 (7.22)	3.47 (5.88)
www.washingtonexaminer.com	Regular news - conservative	5.20 (6.33)	3.54 (5.06)	5.02 (6.18)	11.78 (7.86)	1.74 (3.97)

Figure B1

Overview of The Differences in Framing Frequencies (Word Counts Standardized per 1,000 Words) Between Satirical and Regular News, With Standard Error Bars for Each Frame



Note. * $p < .05$; ** $p < .01$; *** $p < .001$.

Appendix C: Multilevel Model Results

Table C1

Multilevel Models Depicting Differences in Character Framing Frequencies (Word Counts Standardized per 1,000 Words) Between Satirical and Regular News

	Sociability	Trustworthiness	Ability	Assertiveness	Status
<i>Model results</i>					
Intercept	13.21 (0.68) ***	22.73 (0.84) ***	15.54 (0.93) ***	13.16 (0.32) ***	18.65 (0.28) ***
Genre	5.45 (0.98) ***	8.16 (1.22) ***	4.09 (1.33) **	-0.10 (0.49)	0.33 (0.45)
<i>Model statistics</i>					
Observations (+ outlets)	97,955 (61)	97,955 (61)	97,955 (61)	97,955 (61)	97,955 (61)
Random effects outlet (+ SD)	13.83 (3.72)	21.13 (4.60)	25.97 (5.10)	2.87 (1.70)	2.19 (1.48)
-2 log likelihood	649,800	707,950	657,909	660,418	686,468
<i>Model results</i>					
Intercept	11.67 (0.44) ***	20.40 (0.71) ***	12.24 (0.63) ***	12.61 (0.37) ***	18.05 (0.28) ***
Genre	3.37 (0.67) ***	7.31 (1.07) ***	3.48 (0.95) ***	0.26 (0.57)	0.18 (0.45)
Medium	4.24 (0.75) ***	6.47 (1.19) ***	9.02 (1.06) ***	1.60 (0.64) *	1.85 (0.50) ***
Genre * Medium	3.70 (1.12) **	0.62 (1.75)	-0.67 (1.54)	-1.11 (0.99)	0.49 (0.84)
<i>Model statistics</i>					
Observations (+ outlets)	97,955 (61)	97,955 (61)	97,955 (61)	97,955 (61)	97,955 (61)
Random effects outlet (+ SD)	3.65 (1.91)	9.44 (3.07)	7.55 (2.75)	2.59 (1.61)	1.44 (1.20)
-2 log likelihood	649,728	707,903	657,834	660,409	686,444
<i>Model results</i>					
Intercept	11.87 (0.34) ***	20.87 (0.92) ***	12.80 (0.47) ***	12.73 (0.62) ***	18.43 (0.36) ***
Genre	3.75 (0.63) ***	7.19 (1.55) ***	2.76 (0.83) **	0.82 (1.05)	0.06 (0.67)
Leaning	0.09 (0.49)	-0.31 (1.30)	-0.34 (0.67)	0.06 (0.87)	-0.51 (0.50)
Genre * leaning	-1.02 (0.80)	-0.22 (1.98)	0.49 (1.05)	-1.02 (1.34)	0.11 (0.85)
<i>Model statistics</i>					
Observations (+ outlets)	91,183 (32)	91,183 (32)	91,183 (32)	91,183 (32)	91,183 (32)
Random effects outlet (+ SD)	0.93 (0.96)	6.77 (2.60)	1.77 (1.33)	3.03 (1.74)	0.99 (1.00)
-2 log likelihood	607,645	661,740	615,255	617,345	641,103

Note. Regular news (genre), online blogs (medium), and conservative outlets (leaning) served as the reference groups, meaning that higher scores indicate higher framing frequencies in satirical news (genre), television shows (medium), and liberal outlets (leaning); standard errors of the estimates are in parentheses; * $p < .05$; ** $p < .01$; *** $p < .001$.

Table C2

Multilevel Models Depicting Differences in Emotional Framing Frequencies (Word Counts Standardized per 1,000 Words) Between Satirical and Regular News

	Positive emotion	Negative emotion	Anger	Anxiety	Sadness
<i>Model results</i>					
Intercept	2.21 (0.05) ***	1.83 (0.04) ***	0.73 (0.02) ***	0.29 (0.01) ***	0.27 (0.01) ***
Genre	0.62 (0.08) ***	0.36 (0.07) ***	0.13 (0.04) **	0.02 (0.02)	0.06 (0.02) ***
<i>Model statistics</i>					
Observations (+ outlets)	97,955 (61)	97,955 (61)	97,955 (61)	97,955 (61)	97,955 (61)
Random effects outlet (+ SD)	0.08 (0.28)	0.05 (0.23)	0.02 (0.13)	0.00 (0.05)	0.00 (0.05)
-2 log likelihood	307,466	302,835	214,075	72,244	66,178
<i>Model results</i>					
Intercept	2.16 (0.06) ***	1.88 (0.05) ***	0.76 (0.03) ***	0.29 (0.01) ***	0.28 (0.01) ***
Genre	0.53 (0.09) ***	0.41 (0.08) ***	0.16 (0.04) ***	0.04 (0.02)	0.07 (0.02) ***
Medium	0.12 (0.10)	-0.14 (0.09)	-0.11 (0.05) *	-0.01 (0.02)	-0.02 (0.02)
Genre * Medium	0.25 (0.16)	-0.17 (0.14)	-0.11 (0.08)	-0.06 (0.04)	-0.03 (0.04)
<i>Model statistics</i>					
Observations (+ outlets)	97,955 (61)	97,955 (61)	97,955 (61)	97,955 (61)	97,955 (61)
Random effects outlet (+ SD)	0.07 (0.26)	0.04 (0.21)	0.01 (0.11)	0.00 (0.05)	0.00 (0.05)
-2 log likelihood	307,461	302,830	214,067	72,250	66,185
<i>Model results</i>					
Intercept	2.25 (0.08) ***	1.81 (0.07) ***	0.73 (0.04) ***	0.27 (0.02) ***	0.26 (0.02) ***
Genre	0.52 (0.15) ***	0.54 (0.13) ***	0.19 (0.07) *	0.05 (0.03)	0.13 (0.03) ***
Leaning	-0.05 (0.12)	0.09 (0.10)	0.04 (0.06)	0.04 (0.02)	0.02 (0.03)
Genre * leaning	-0.06 (0.19)	-0.16 (0.16)	-0.02 (0.09)	-0.03 (0.04)	-0.09 (0.04) *
<i>Model statistics</i>					
Observations (+ outlets)	91,183 (32)	91,183 (32)	91,183 (32)	91,183 (32)	91,183 (32)
Random effects outlet (+ SD)	0.06 (0.24)	0.04 (0.20)	0.01 (0.11)	0.00 (0.05)	0.00 (0.05)
-2 log likelihood	289,240	283,151	198,997	68,854	63,827

Note. Standard errors of the estimates are in parentheses; * $p < .05$; ** $p < .01$; *** $p < .001$.

Table C3

Multilevel Models Depicting Differences in Moral Framing Frequencies (Word Counts Standardized per 1,000 Words) Between Satirical and Regular News

	Care	Fairness	Loyalty	Authority	Sanctity
<i>Model results</i>					
Intercept	6.83 (0.26) ***	3.62 (0.16) ***	5.90 (0.22) ***	9.69 (0.27) ***	2.35 (0.28) ***
Genre	-0.67 (0.41)	-0.48 (0.26)	-1.01 (0.34) **	-1.57 (0.43) ***	2.64 (0.42) ***
<i>Model statistics</i>					
Observations (+ outlets)	97,955 (61)	97,955 (61)	97,955 (61)	97,955 (61)	97,955 (61)
Random effects outlet (+ SD)	1.94 (1.39)	0.73 (0.85)	1.32 (1.15)	2.11 (1.45)	2.25 (1.50)
-2 log likelihood	652,525	594,383	620,728	661,682	579,330
<i>Model results</i>					
Intercept	6.95 (0.33) ***	3.83 (0.19) ***	6.24 (0.24) ***	10.02 (0.29) ***	2.43 (0.33) ***
Genre	-0.77 (0.51)	-0.74 (0.31) *	-0.90 (0.38) *	-1.00 (0.47) *	3.14 (0.51) ***
Medium	-0.35 (0.57)	-0.65 (0.34)	-1.05 (0.43) *	-0.99 (0.52)	-0.21 (0.56)
Genre * Medium	0.32 (0.89)	0.84 (0.56)	-0.36 (0.68)	-1.75 (0.84) *	-1.27 (0.84)
<i>Model statistics</i>					
Observations (+ outlets)	97,955 (61)	97,955 (61)	97,955 (61)	97,955 (61)	97,955 (61)
Random effects outlet (+ SD)	2.01 (1.42)	0.68 (0.83)	1.08 (1.04)	1.62 (1.27)	2.09 (1.45)
-2 log likelihood	652,523	594,379	620,715	661,661	579,323
<i>Model results</i>					
Intercept	6.27 (0.31) ***	3.94 (0.28) ***	5.52 (0.35) ***	10.89 (0.42) ***	2.25 (0.64) ***
Genre	0.37 (0.58)	-0.34 (0.50)	-0.27 (0.61)	-2.38 (0.75) **	2.58 (1.05) *
Leaning	0.66 (0.44)	0.06 (0.39)	0.85 (0.49)	-1.86 (0.60) **	0.12 (0.90)
Genre * leaning	-1.40 (0.74)	-0.79 (0.63)	-0.72 (0.78)	2.60 (0.96) *	0.94 (1.35)
<i>Model statistics</i>					
Observations (+ outlets)	91183 (32)	91183 (32)	91183 (32)	91183 (32)	91183 (32)
Random effects outlet (+ SD)	0.77 (0.88)	0.60 (0.78)	0.95 (0.97)	1.41 (1.19)	3.26 (1.81)
-2 log likelihood	607,163	556,191	577,557	617,625	537,571

Note. Standard errors of the estimates are in parentheses; * $p < .05$; ** $p < .01$; *** $p < .001$.

Appendix D: Additional Moderator Analyses With Political Leaning

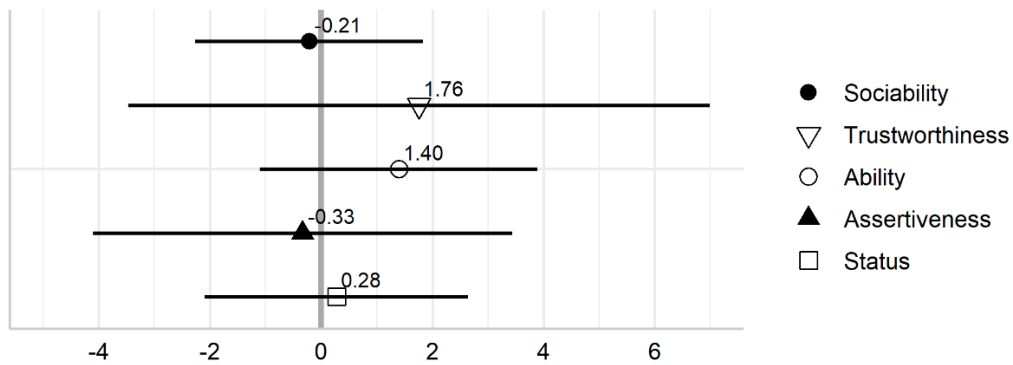
According to the three independent sources we used to classify the regular news outlets in our study as liberal or conservative, half of them had a strong liberal (e.g., *The Nation*) or a strong conservative bias (e.g., *Breitbart*). The other half of the selected regular news outlets were characterized by a left-center (e.g., *Washington Post*) or right-center bias (e.g., *Washington Examiner*). As these outlets thus differed in their level of bias, we conducted additional moderator analyses with regard to the political leaning of outlets to check the robustness of our findings. That is, we filtered out all regular news outlets with a strong bias and reran our regression models that contained political leaning as a moderator of frame use in satirical and regular news. Findings were mostly consistent. Interaction effects that were not found to be significant before, did not become so (see Figure D1). The two significant interaction effects that were observed previously disappeared, however. This means that, while the original analyses provided limited evidence for the hypothesis that the political leaning of outlets may influence differences between and within satirical and regular news in frame use, the additional analyses did not provide additional evidence for it. Findings of the additional analyses therefore further support this paper's conclusion that satirical news has a consistent genre-level frame repertoire compared to regular news, which is unaffected by the political leaning of outlets.

Figure D1

Standardized Regression Coefficients With Confidence Intervals for the Interaction Effects of Political Leaning on Frame Use in Satirical vs. Regular News

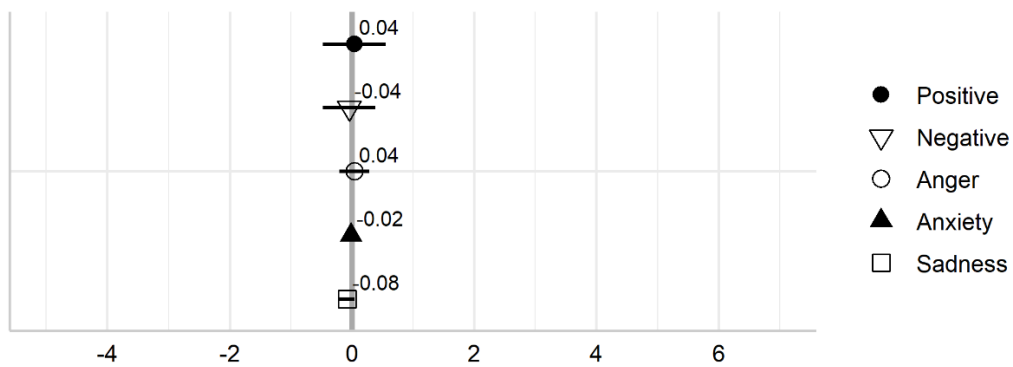
Interaction effects with political leaning

(liberal vs. conservative)



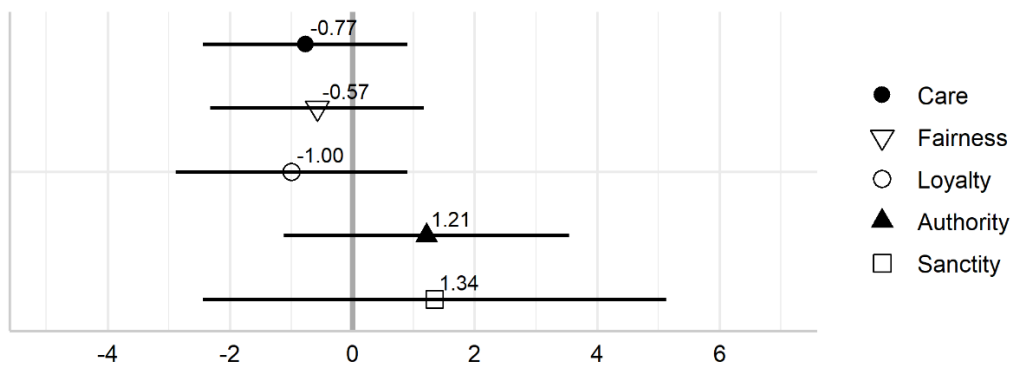
Interaction effects with political leaning

(liberal vs. conservative)



Interaction effects with political leaning

(liberal vs. conservative)



Note. This plot depicts results of the moderator analysis for political leaning with all strongly biased regular-news outlets removed; * $p < .05$; ** $p < .01$; *** $p < .001$.