

UvA-DARE (Digital Academic Repository)

Direct Ethylene Purification from Cracking Gas via a Metal-Organic Framework Through Pore Geometry Fitting

Chen, Y.; Wu, Z.; Fan, L.; Krishna, R.; Huang, H.; Wang, Y.; Xiong, Q.; Li, J.; Li, L.

DOI

[10.1016/j.eng.2024.01.024](https://doi.org/10.1016/j.eng.2024.01.024)

Publication date

2024

Document Version

Final published version

Published in

Engineering

License

CC BY

[Link to publication](#)

Citation for published version (APA):

Chen, Y., Wu, Z., Fan, L., Krishna, R., Huang, H., Wang, Y., Xiong, Q., Li, J., & Li, L. (2024). Direct Ethylene Purification from Cracking Gas via a Metal-Organic Framework Through Pore Geometry Fitting. *Engineering*, 41, 84-92. <https://doi.org/10.1016/j.eng.2024.01.024>

General rights

It is not permitted to download or to forward/distribute the text or part of it without the consent of the author(s) and/or copyright holder(s), other than for strictly personal, individual use, unless the work is under an open content license (like Creative Commons).

Disclaimer/Complaints regulations

If you believe that digital publication of certain material infringes any of your rights or (privacy) interests, please let the Library know, stating your reasons. In case of a legitimate complaint, the Library will make the material inaccessible and/or remove it from the website. Please Ask the Library: <https://uba.uva.nl/en/contact>, or a letter to: Library of the University of Amsterdam, Secretariat, Singel 425, 1012 WP Amsterdam, The Netherlands. You will be contacted as soon as possible.

UvA-DARE is a service provided by the library of the University of Amsterdam (<https://dare.uva.nl>)



Research
Green Chemical Engineering—Article

Direct Ethylene Purification from Cracking Gas via a Metal–Organic Framework Through Pore Geometry Fitting



Yang Chen^{a,#}, Zhenduo Wu^{b,f,#}, Longlong Fan^{c,#}, Rajamani Krishna^d, Hongliang Huang^e, Yi Wang^a, Qizhao Xiong^a, Jinping Li^{a,*}, Libo Li^{a,*}

^a College of Chemical Engineering and Technology, Taiyuan University of Technology, Taiyuan 030024, China

^b City University of Hong Kong (Dongguan), Dongguan 523000, China

^c Institute of High Energy Physics, Chinese Academy of Sciences, Beijing 100049, China

^d Van't Hoff Institute for Molecular Sciences, University of Amsterdam, Amsterdam 1098 XH, Netherlands

^e State Key Laboratory of Separation Membranes and Membrane Processes, Tiangong University, Tianjin 300387, China

^f Center for Neutron Scattering, City University of Hong Kong Shenzhen Research Institute, Shenzhen 518057, China

ARTICLE INFO

Article history:

Received 8 August 2023

Revised 23 January 2024

Accepted 24 January 2024

Available online 13 March 2024

Keywords:

Metal–organic frameworks

Pore regulation

Adsorptive separation

One-step purification

C₂H₄ purification

ABSTRACT

The direct one-step separation of polymer-grade C₂H₄ from complex light hydrocarbon mixtures has high industrial significance but is very challenging. Herein, an ethylene-adsorption-weakening strategy is applied for precise regulation of the pore geometry of four tailor-made metal–organic frameworks (MOFs) with pillar-layered structures, dubbed TYUT-10/11/12/13. Based on its pore geometry design and functional group regulation, TYUT-12 exhibits exceptional selective adsorption selectivity toward C₃H₈, C₃H₆, C₂H₆, C₂H₂, and CO₂ over C₂H₄; its C₂H₆/C₂H₄ adsorption selectivity reaches 4.56, surpassing the record value of 4.4 by Fe₂(O₂)(dobdc) (dobdc⁴⁻ = 2,5-dioxido-1,4-benzenedicarboxylate). The weak π–π stacking binding affinity toward C₂H₄ in TYUT-12 is clearly demonstrated through a combination of neutron powder diffraction measurements and theoretical calculations. Breakthrough experiments demonstrate that C₂H₄ can be directly obtained from binary, ternary, quaternary, and six-component light hydrocarbon mixtures with over 99.95% purity.

© 2024 THE AUTHORS. Published by Elsevier LTD on behalf of Chinese Academy of Engineering and Higher Education Press Limited Company. This is an open access article under the CC BY-NC-ND license (<http://creativecommons.org/licenses/by-nc-nd/4.0/>).

1. Introduction

Ethylene (C₂H₄) is a pivotal product in the global chemical industry [1–3]. Catalytic cracking, steam cracking, and other C₂H₄ production processes are often conducted on mixtures containing C₂H₄ along with propane (C₃H₈), propylene (C₃H₆), ethane (C₂H₆), acetylene (C₂H₂), carbon dioxide (CO₂), and other compounds [4–8]. In the traditional separation process, to obtain polymer-grade C₂H₄ from crude C₂H₄, an amine solution must be employed to absorb and thus remove CO₂, a selective catalytic hydrogenation must be implemented to purify alkynes, and multiple stages of cryogenic distillation must be carried out; however, this process is very energy intensive, and its input costs are high (Fig. 1) [9–11]. Because they can be conducted at ambient temperature using efficient and flexible devices, physisorption-centered separation processes hold the potential to significantly curtail energy

consumption in gas separation [12–16]; thus, these processes are expected to partially replace traditional energy-intensive C₂H₄ separation technologies. The appeal of adsorption separation technology lies in the breakthrough innovations that have been achieved in the field of adsorbents. The limits of commercial adsorbents (e.g., zeolite, activated carbon, silica gel, and alumina) have already been recognized: namely, poor adsorption capacity and poor selectivity for hydrocarbon mixtures due to the scarcity of adsorption sites and an insufficient recognition mechanism, especially for the isolation of hydrocarbons from multi-component mixtures containing mutually similar hydrocarbons (Fig. S1 in Appendix A) [17–22]. As a means of addressing the challenges in these industrially important hydrocarbon-separation processes, metal–organic frameworks (MOFs) have provided good opportunities and platforms in the realm of gas separation owing to their porosity and diversity [23,24]. Over the past ten years, a relatively complete structural design method based on MOF topology has been developed, along with a functional group surface cooperative regulation strategy [25–27].

Research focusing on the MOF-based direct separation of C₂H₄ from binary mixtures (i.e., C₂H₄/C₂H₆, C₂H₄/C₂H₂, C₃H₈/C₃H₆, and

* Corresponding authors.

E-mail addresses: jpli211@hotmail.com (J. Li), lilibo@tyut.edu.cn (L. Li).

These authors contributed equally to this work.

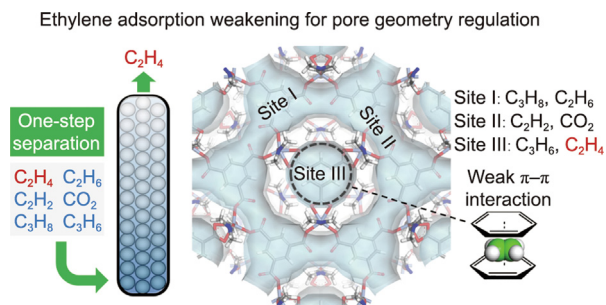


Fig. 1. Schematic diagram of the ethylene-adsorption-weakening strategy for one-step ethylene purification via a single MOF adsorbent.

C₂H₂/CO₂) over the past ten years [1,4,8,12–14,26], ternary mixtures (i.e., C₂H₄/C₂H₆/C₂H₂ and C₂H₄/C₂H₂/CO₂) over the past five years [5–7,15,19,28–31], and quaternary mixtures (i.e., C₂H₆/C₂H₄/C₂H₂/CO₂) over the past three years [32–35] has produced continuous breakthroughs. Notably, as the studied mixtures get closer in composition to the actual industrial gas, the separation becomes more difficult, and the observed adsorption selectivity (especially between C₂H₆ and C₂H₄) and separation performance of the reported adsorbents decrease significantly. Indeed, the key stumbling block that limits the C₂H₄ separation efficiency of multi-component mixtures is generally the ineffective purification of C₂H₄ from C₂H₆. Li et al. [14] and Lin et al. [36] reported the achievement of ethylene purification from binary C₂H₆/C₂H₄ mixtures using the top-performing C₂H₆-selective adsorbents Fe₂(O₂)(dobdc) (dobdc⁴⁻ = 2,5-dioxido-1,4-benzenedicarboxylate) and Cu(Qc)₂ (HQC = quinoline-5-carboxylic acid), which demonstrated notable C₂H₆/C₂H₄ selectivities of 4.4 and 3.4, respectively. Subsequently, Gu et al. [7] reported the introduction of Lewis basic sites into UiO-67 (UiO: Universitetet i Oslo) for the direct purification of ethylene from ternary mixtures; however, the materials were reported to afford C₂H₆/C₂H₄ selectivities of only 1.49 and 1.7, respectively. Chen et al. [32] integrated three kinds of MOFs characterized by different selectivities into a fixed bed for the direct production of polymer-grade ethylene from ternary and quaternary mixtures; notably, the C₂H₆/C₂H₄ selectivity was decreased to 1.7. Recently, Wu et al. [31] proposed a robust Al-MOF (Al-PyDC, H₂PyDC = 2,5-pyrroledicarboxylate) with multiple supramolecular binding sites for highly efficient one-step C₂H₄ purification from ternary mixtures, although its C₂H₆/C₂H₄ selectivity only reached 1.9. With the ultimate goal of simplifying the C₂H₄ separation process, reducing its cost and energy consumption, and creating an efficient adsorbent that affords the one-step purification of ethylene from multi-component refinery gas, the key target of the present study was to weaken the adsorption of C₂H₄ in comparison with other refinery gas molecules (i.e., C₃H₈, C₃H₆, C₂H₆, C₂H₂, and CO₂). The approach adopted herein is obviously different from the traditional strategy utilized to design efficient adsorbents [37,38].

In order to weaken C₂H₄ adsorption through pore geometry design, four kinds of pillar-layered MOFs were systematically constructed: Ni(BTC)(pyrazine) [39], Ni(BTC)(pyridine)_{0.67}(H₂O)_{1.33}, Ni(BTC)(DMF)₂ [40], and Co(BTC)(DMF)₂, which were dubbed TYUT-10, TYUT-11, TYUT-12, and TYUT-13, respectively (TYUT: Taiyuan University of Technology; BTC: trimesic acid; DMF: *N,N*-dimethylformamide; see Figs. S2–S9 and Tables S1 and S2 in Appendix A). Through the precise regulation of interlayer pore segmentation, we obtained suitable segmented channels between layers in TYUT-12 that are decorated with functional groups. In fact, the abundance of methyl groups, carboxylate oxygens, and nitrogen atoms in the interlayer ring-mounted channels results in a strong recognition ability for C₃H₈, C₃H₆, C₂H₆, C₂H₂, and CO₂ mole-

cules that relies on C–H⋯O, C–H⋯N, and C–H⋯π interactions; however, the C₂H₄ molecule is mainly recognized in flat pores through relatively weak π⋯π interactions. As a result of its unique pore system, TYUT-12 does not just demonstrate exceptional C₂H₆/C₂H₄ adsorption selectivity (4.56); its use also permits—for the first time—the direct production of high-purity C₂H₄ (>99.95%) from six-component refinery gas mixtures (C₃H₈/C₃H₆/C₂H₆/C₂H₄/C₂H₂/CO₂) through a single breakthrough operation conducted under ambient conditions, thus demonstrating the great potential of this MOF for realizing this challenging C₂H₄ separation process.

2. Materials and methods

2.1. Preparation of samples

(1) Synthesis of Ni(BTC)(pyrazine) (TYUT-10): The creation of the single-crystal sample was conducted using a method previously described, incorporating slight adjustments [39].

(2) Synthesis of Ni(BTC)(pyridine)_{0.67}(H₂O)_{1.33} (TYUT-11): A mixture containing Ni(NO₃)₂·6H₂O (0.029 g, 0.1 mmol), H₃BTC (0.021 g, 0.1 mmol), and pyridine (81 μL, 1.0 mmol) was dissolved in 10 mL of DMF, sealed within a 20 mL scintillation vial, and subjected to a 373 K reaction for 48 h. Subsequently, the mixture was slowly cooled to ambient temperature. Upon reaching room temperature, the supernatant was discarded, and the residue was washed with DMF three times. The resulting material was then air-dried at room temperature to obtain green crystal samples (yield: 0.0176 g, 51.2% based on the BTC ligand; elemental analysis calculated (%) for Ni_{1.5}C_{18.5}H_{9.5}NO₁₁: C 43.62, H 1.91, N 2.68; found (%): C 43.53, H 1.86, N 2.75).

(3) Synthesis of Ni(BTC)(DMF)₂ (TYUT-12): The conventional preparation method used for the single-crystal sample was in accordance with a previous reported method [40]. A 10 g level synthesis method was developed as follows: Ni(NO₃)₂·6H₂O (8.70 g, 0.03 mol) and H₃BTC (6.30 g, 0.03 mol) were dissolved in 300 mL of DMF, transferred into a 500 mL round bottom flask, and refluxed at 393 K for 15 h. After the reaction concluded, the solvent was cooled to room temperature. The resultant green block crystals were gathered, subjected to three washes with DMF, and subsequently air dried (yield: 11.47 g, 92.5% based on the BTC ligand). The abovementioned reacted solvent can be recovered and reused more than five times.

(4) Synthesis of Ni(BTC)(DMF-D₇)₂ (TYUT-12-D₇): For the neutron powder diffraction (NPD) experiments, deuterated DMF (DMF-D₇) was used to prepare TYUT-12-D₇ in order to reduce the influence of the hydrogen (H) element on the test. The preparation method was as follows: A combination of H₃BTC (0.105 g, 0.5 mmol) and Ni(NO₃)₂·6H₂O (0.145 g, 0.5 mmol) was dissolved in 5 mL of deuterated DMF-D₇. This mixture was sealed within a 20 mL small vial and subjected to a 393 K reaction for 2 d, followed by a gradual cooldown to room temperature. Once the temperature reached ambient levels, the supernatant was discarded, and the obtained crystals were washed three times with DMF-D₇. The crystals were then allowed to air dry at room temperature (yield: 0.172 g, 80.75%). The solution (DMF-D₇) after the above reaction can be recycled and used three times, and the TYUT-12-D₇ product can be obtained by adding 80% of the basic raw materials each time (Fig. S10 in Appendix A).

(5) Synthesis of Co(BTC)(DMF)₂ (TYUT-13): A blend of Co(NO₃)₂·6H₂O (0.146 g, 0.5 mmol) and H₃BTC (0.105 g, 0.5 mmol) was dissolved in 10 mL of DMF and enclosed within a 23 mL Teflon-lined autoclave. The mixture was subjected to a reaction at 393 K for 48 h, then gradually cooled down to room temperature. The prepared crystals were washed three times with DMF. The crystals were then allowed to air dry at room temperature,

resulting in the acquisition of purple crystal samples (yield: 0.168 g, 81.6% based on the BTC ligand; elemental analysis calculated (%) for $\text{Co}_3\text{C}_{45}\text{H}_{51}\text{N}_6\text{O}_{24}$: C 43.75, H 4.23, N 6.77; found (%): C 43.69, H 4.13, N 6.80).

2.2. Single-crystal X-ray diffraction and NPD

Crystallographic data acquisition was conducted using a Bruker D8 VENTURE PHOTON II area-detector diffractometer (Bruker AXS GmbH, Germany), employing graphite-monochromated Ga $\text{K}\alpha$ radiation with a wavelength (λ) of 1.34139 Å ($1 \text{ Å} = 10^{-10} \text{ m}$) for TYUT-11 and Mo $\text{K}\alpha$ radiation ($\lambda = 0.71073 \text{ Å}$) for TYUT-13 using the ω -scan technique. The SAINT program [41] was used for the integration of diffraction data and the intensity correction for the Lorentz and polarization effects. Semi-empirical absorption corrections were applied using the SADABS program [42]. The structures were solved using direct methods and refined with the full-matrix least-squares technique based on F^2 using the SHELXL-97 program [43]. All non-hydrogen atoms were refined anisotropically, and all the hydrogen atoms were introduced at the calculated positions.

The NPD data were collected using the multi-physics instrument (MPI) at the China Spallation Neutron Source, with a Q range of $1.1\text{--}30 \text{ Å}^{-1}$ [44,45]. The detectors were calibrated using a National Institute of Standards and Technology (NIST) silicon powder standard prior to the measurements. The C_2D_4 -loaded powder sample with a mass of about 3 g was loaded in a vanadium can at room temperature. NPD data were acquired at a temperature of 10 K under vacuum for 3 h. Deuterated gas, C_2D_4 , was used to reduce the large incoherent neutron scattering produced by the H atoms. The empty vanadium can and background data were obtained for data reduction and correction using the program Mantid. A Rietveld analysis was performed using GSAS-II. Herein, a P1 phase model was employed for the structural refinement. In order to obtain a reliable and stable refinement result, the bonds in the C_2D_4 , deuterated DMF- D_7 , and 1,3,5-benzenetricarboxylic acid were constrained by rigid-body models to reduce the number of parameters. An isotropic thermal motion model was used for rigid bodies with the same type.

The crystallographic data is synopsis in Tables S1 and S2. The X-ray crystallographic data and NPD data related to TYUT-11, TYUT-12- $0.72\text{C}_2\text{D}_4$, and TYUT-13 have been deposited at the Cambridge Crystallographic Data Centre (CCDC), under the deposition numbers 2110177, 2246837, and 2115139, respectively.

2.3. Adsorption and breakthrough experiments

Adsorption and desorption isotherms were acquired using an Intelligent Gravimetric Analyzer (IGA-001, Hiden Isochema, UK; detection limit of 0.1 μg based on an ultra-high-precision microbalance). All samples were CH_2Cl_2 -exchanged over three times in 2 d, and were then activated under high vacuum (0.1 Pa) at 373 K for 12 h. Adsorption equilibrium data was gathered after maintaining the weight for a minimum of 30 min to achieve adsorption equilibrium at each predetermined pressure point on the isotherm. In each adsorption test, the mass of the preactivated materials was approximately 80 mg. To obtain kinetic adsorption data at 298 K, the mass of the sample was collected in real time after increasing the pressure from 0.1 Pa to 100 kPa ($20 \text{ kPa}\cdot\text{min}^{-1}$) and was then maintained at 100 kPa for over 60 min.

Dynamic separation experiments for the $\text{C}_2\text{H}_6/\text{C}_2\text{H}_4$, $\text{C}_2\text{H}_2/\text{C}_2\text{H}_4$, $\text{CO}_2/\text{C}_2\text{H}_4$, $\text{C}_2\text{H}_6/\text{C}_2\text{H}_4/\text{C}_2\text{H}_2$, $\text{C}_2\text{H}_6/\text{C}_2\text{H}_4/\text{C}_2\text{H}_2/\text{CO}_2$, and $\text{C}_3\text{H}_8/\text{C}_3\text{H}_6/\text{C}_2\text{H}_6/\text{C}_2\text{H}_4/\text{C}_2\text{H}_2/\text{CO}_2$ mixtures were conducted with a flow rate of $2 \text{ mL}\cdot\text{min}^{-1}$ (298 K, 100 kPa). For this experimentation, 1.50 g of TYUT-12 with a particle size of approximately 50 μm was loaded into a stainless steel column with the dimensions $\phi 4 \text{ mm} \times 120 \text{ mm}$. Subsequently, the sample was activated by vacuum at 393

K for a duration of 12 h. The reaction vessels were positioned within a temperature-controlled environment, maintaining a temperature of 298 K. Mass flow controllers were employed to regulate the flow rates, while the gas stream effluent from the adsorption bed was detected using an Agilent 490 gas chromatograph (Agilent Technologies, USA). Before this experiment, the materials were activated by purging the column with helium (He) gas for a duration of 1 h at 393 K. The desorption experiments were conducted under helium flow ($10 \text{ mL}\cdot\text{min}^{-1}$) at room temperature for $\text{C}_2\text{H}_6/\text{C}_2\text{H}_4$ and at 333 K for C_2H_2 -containing mixtures. An ABR automated breakthrough analyzer (Hiden Isochema, UK) was used to conduct single-component breakthrough experiments for TYUT-12 at a temperature of 298 K and a pressure of 100 kPa. The ABR automated breakthrough analyzer was also employed to perform quaternary mixture breakthrough experiments for TYUT-12 at 298 K and a pressure of 300 kPa.

3. Results and discussion

The series of pillar-layered MOFs was constructed using metallic nickel (Ni) or cobalt (Co), BTC, and the “pillar” compounds (pyrazine, pyridine, or DMF; Fig. 2). The obtained materials are composed of graphene-like layers, where the repeating unit, which extends in every direction, consists of three metal ions and a molecule of BTC, forming a hexagon-like hole. The role of the pillars is to connect or support the layers, so that porous channels are formed between them. In the case of TYUT-10, a three-dimensional (3D) structure, with 3D channels extending in all directions, is formed as a result of the pillar, the bidentate ligand pyrazine, connecting the graphene-like layers that compose the material. In contrast, by replacing pyrazine with the monodentate ligand pyridine, the pillar can only play a supporting role for the layers, so that TYUT-11, a two-dimensional (2D) MOF with staggered layers, is produced. From the perspective of the structural and channel differences illustrated in Figs. 2 and S2, the formation of the layers causes the 3D channels in TYUT-10 to be segmented into each layer, which can result in blocking the gas diffusion between different layers, thus enhancing the system's ability to discriminate between different gases. Notably, the abundant porosity and high specific surface area of TYUT-10 result in a very high adsorption capacity ($\sim 4 \text{ mmol}\cdot\text{g}^{-1}$) for C_2H_6 and C_2H_4 but a low $\text{C}_2\text{H}_6/\text{C}_2\text{H}_4$ selectivity (1.37). Given the separation of pores located in different layers, C_2H_6 and C_2H_4 can only diffuse within layers, while diffusion between different layers is prevented. The resulting confinement effect causes the $\text{C}_2\text{H}_6/\text{C}_2\text{H}_4$ selectivity in TYUT-11 to increase to 1.55 with respect to TYUT-10 (Figs. S11 and S12 and Tables S3–S5 in Appendix A).

In order to enhance the ability to selectively adsorb C_2H_6 , DMF molecules were utilized as pillars in the construction of pillar-layered MOFs with increased C_2H_6 binding affinity resulting from multiple van der Waals interactions; the MOFs obtained in this way were dubbed TYUT-12 (metal: Ni) and TYUT-13 (metal: Co). In comparison with the porous TYUT-10, the 2D TYUT-12, in which the DMF pillars act as layer supports, comprises interlayer channels that are completely segmented by the staggered layers. Connected hexagonal channels are formed between layers, at the center of which are independent oblate spherical cavities. Through the interlayer restriction and pore adjustment in the structure of TYUT-12, as well as the introduction of methyl groups, carbonyl oxygens, and nitrogen (N) atoms (resulting from the addition of DMF), the adsorption selectivity of TYUT-12 toward gaseous C_3H_8 , C_3H_6 , C_2H_6 , C_2H_2 , and CO_2 over C_2H_4 is enhanced. As shown by the adsorption curves of TYUT-12, this MOF's adsorption capacity and affinity for C_3H_8 , C_3H_6 , C_2H_6 , C_2H_2 , and CO_2 are significantly stronger than those for C_2H_4 . In particular, the difference in

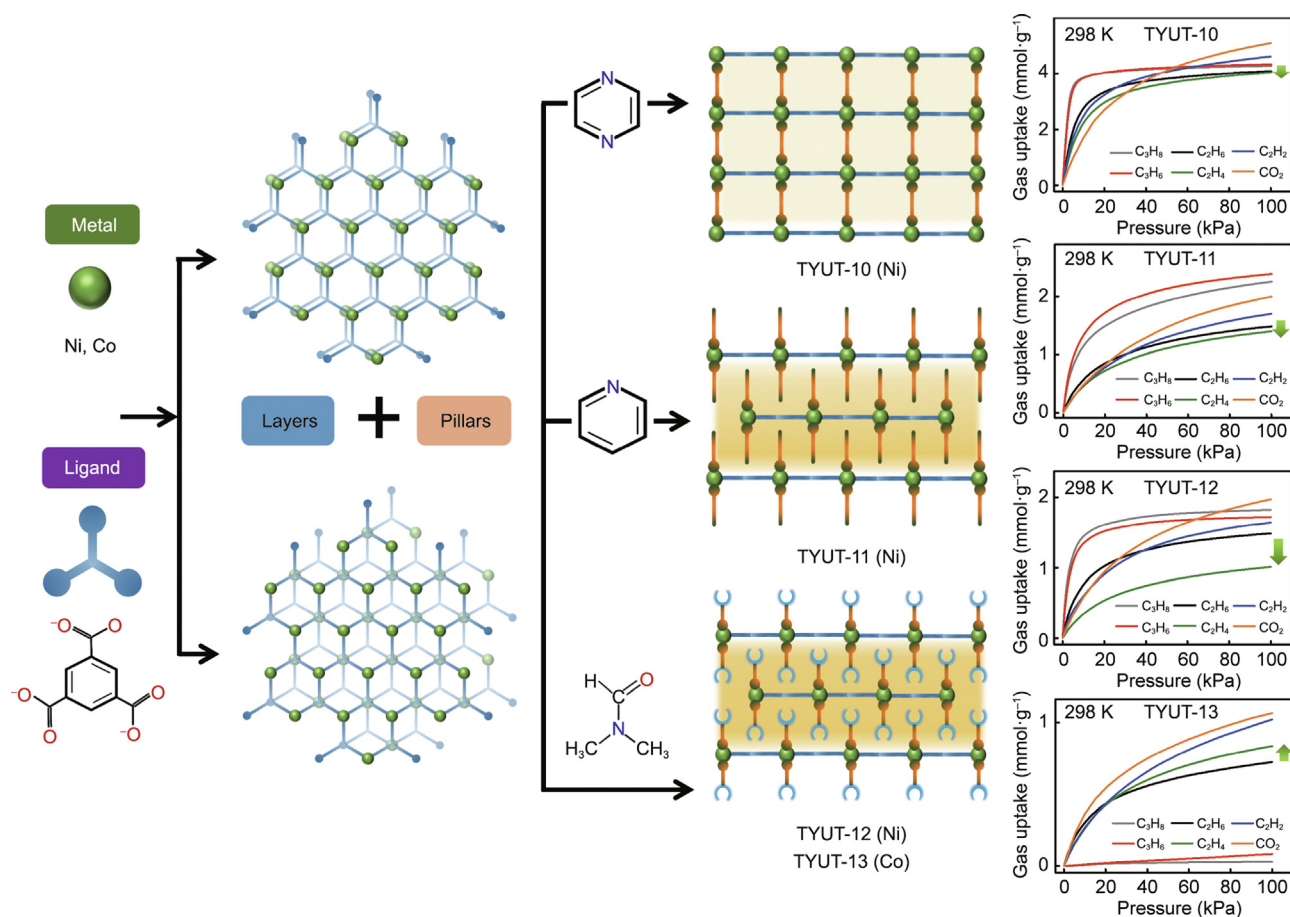


Fig. 2. Structural design and gas adsorption properties. Schematic diagram of the structural regulation of various pillar-layered MOFs and the said MOFs' C_3H_8 , C_3H_6 , C_2H_6 , C_2H_4 , C_2H_2 , and CO_2 adsorption isotherms.

adsorption between C_2H_6 and C_2H_4 is significantly enhanced with respect to TYUT-10 and TYUT-11. In contrast, due to the difference in the coordinating abilities of Co and Ni, the coordinated DMF in TYUT-13 has a weaker interaction with Co, while its hydrogen bond with the carboxylate oxygens from the above layers is stronger, leading to structural distortion and interlayer distance reduction (Figs. 3 and S9). As a result, this MOF's capacity for the adsorption of the mentioned gaseous molecules is drastically reduced. Through the tailor-made interlayer pore segmentation control in TYUT-12, in the optimized interlayer confinement channels, the adjustment of the specific adsorption sites of the benzene ring sandwich with weak $\pi \cdots \pi$ interactions achieves the goal of weakening ethylene adsorption. This material was thus ultimately selected as the best candidate for the direct purification of C_2H_4 from multi-component refinery gas mixtures ($C_3H_8/C_3H_6/C_2H_6/C_2H_4/C_2H_2/CO_2$).

The adsorption of gaseous light hydrocarbons on TYUT-12 at different temperatures (273, 288, and 298 K) was investigated in detail; according to the relevant results, over a wide temperature range, the adsorption capacities for C_3H_8 , C_3H_6 , C_2H_6 , C_2H_2 , and CO_2 were significantly higher than that for C_2H_4 (Figs. 3(a) and (b) and Figs. S13–S15 in Appendix A). Especially under low pressure (< 10 kPa), the uptake of C_2H_6 by TYUT-12 was higher than the uptakes of C_2H_4 , C_2H_2 , and CO_2 , indicating that TYUT-12's interlayer channels and functional groups effectively provide rich and strong binding sites for C_2H_6 molecules. In the case of large gas adsorption differences, as shown in Figs. 3(c) and (d), TYUT-12 exhibited outstanding equimolar C_2H_6/C_2H_4 adsorption selectivities at 100 kPa (4.56 at 298 K and 7.20 at 273 K) and a high

C_2H_6/C_2H_4 adsorption ratio at 10 kPa (2.21 at 298 K and 1.80 at 273 K)—values that are generally higher than those of the top-performing MOFs reported in the literature (Fig. 3(e) and Fig. S16 in Appendix A) [46]. Moreover, the equimolar C_3H_8/C_2H_4 , C_3H_6/C_2H_4 , C_2H_2/C_2H_4 , and CO_2/C_2H_4 adsorption selectivities afforded by TYUT-12 were determined to be in the 3.2–41 range at 298 and 273 K. Even for the gas adsorption selectivity of a 1:99 gas composition (all the compositions of gas mixtures are volume ratio unless otherwise specified), TYUT-12 exhibited good performance (Fig. S17 in Appendix A). Its excellent adsorption selectivities for C_3H_8 , C_3H_6 , C_2H_6 , C_2H_2 , and CO_2 with respect to C_2H_4 point to the great potential of TYUT-12 for the efficient purification of C_2H_4 from multi-component mixtures.

During the separation process, gas diffusion is an important limiting factor; therefore, the adsorption kinetics of the gas molecules in TYUT-12 were investigated in detail (Figs. S18, S19, and Table S6 in Appendix A) [47]. The time needed to reach the adsorption equilibrium was similar for C_2H_6 , C_2H_4 , C_2H_2 , and CO_2 , while the calculated diffusion coefficients of C_3H_8 and C_3H_6 were significantly smaller than those of C_2H_6 and C_2H_4 , indicating the obvious diffusion restriction of larger molecules in the pore channels. The characteristics of the desorption curves also indicate that the time required for C_3H_8 desorption is the longest and the time for C_2H_6 and C_2H_4 desorption is relatively shorter—a trend that is related to molecular size and the interaction with the structures. The values for the isosteric heat of adsorption (Q_{st}) for the processes of C_3H_8 , C_3H_6 , C_2H_6 , C_2H_4 , C_2H_2 , and CO_2 adsorption on TYUT-12 were calculated using a virial equation based on the adsorption curves obtained at different temperatures (Fig. 3(f) and Figs. S20 and

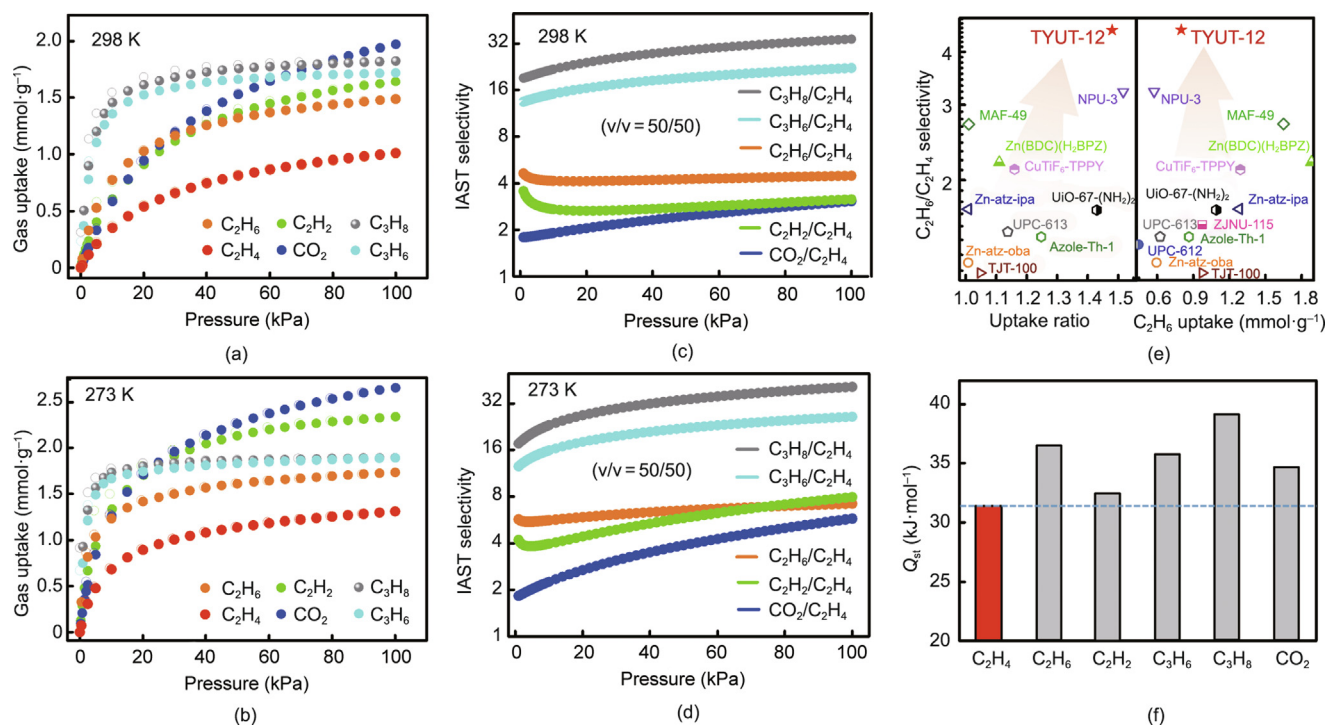


Fig. 3. Data reflecting the adsorption performance of TYUT-12. (a, b) Single-component gas adsorption (solid circles) and desorption (hollow circles) isotherms of C_3H_8 , C_3H_6 , C_2H_6 , C_2H_4 , C_2H_2 , and CO_2 on TYUT-12 at 298 and 273 K. (c, d) Ideal adsorbed solution theory (IAST) selectivities curves for TYUT-12 at 298 and 273 K. (e) C_2H_6/C_2H_4 IAST selectivities, uptake ratios, and C_2H_6 uptake at 100 kPa of TYUT-12 compared with benchmark C_2H_6 -selective MOFs for the separation of multi-component mixtures at 298 K. NPU: Northwestern Polytechnical University; MAF: metal-azolate framework; H₂BDC: 1,4-benzenedicarboxylic acid; H₂BPZ: 3,3',5,5'-tetramethyl-4,4'-bipyrazole; TPPY: 5,10,15,20-tetra(4-pyridyl)-21H,23H-porphyrin; atz: 3-amino-1,2,4-triazolate; ipa: isophthalate; H₂oba: 4,4-dicarboxyl diphenyl ether; UPC: China University of Petroleum (East China); ZJNU: Zhejiang Normal University; TJT: Tianjin University of Technology. (f) Values of the isosteric heat of adsorption (Q_{st}) of C_3H_8 , C_3H_6 , C_2H_6 , C_2H_2 , CO_2 , and C_2H_4 for the process of adsorption on TYUT-12.

S21 in Appendix A). Near zero coverage, the Q_{st} values for the adsorptions of C_3H_8 , C_3H_6 , C_2H_6 , C_2H_4 , C_2H_2 , and CO_2 on the said MOF were calculated to be 39.2, 35.8, 36.6, 31.4, 32.4 and 34.8 $\text{kJ}\cdot\text{mol}^{-1}$, respectively. Notably, the order of the Q_{st} values of the mentioned gases is consistent with their adsorption behavior, as inferred from the results of the single-component gas adsorption experiments (Figs. 3(a) and (b)); the Q_{st} values also point to the unique C_2H_4 adsorption environment of TYUT-12, which results in C_2H_4 exhibiting the weakest binding affinity for the said MOF.

In order to demonstrate the C_2H_4 separation potential of TYUT-12 from gas mixtures, key separation experiments were conducted on the binary mixtures C_2H_6/C_2H_4 (50:50, 10:90, and 5:95), C_2H_2/C_2H_4 (50:50), and CO_2/C_2H_4 (50:50); the ternary mixture $C_2H_6/C_2H_4/C_2H_2$ (9:90:1); the quaternary mixture $C_2H_6/C_2H_4/C_2H_2/CO_2$ (9:89:1:1 and 9:85:1:5); and the six-component mixture $C_3H_8/C_3H_6/C_2H_6/C_2H_4/C_2H_2/CO_2$ (9:9:10:70:1:1) (Fig. 4). As shown in Fig. 4(a), C_2H_4 was efficiently separated from an equimolar C_2H_6/C_2H_4 mixture by passing the said mixture over a fixed bed of TYUT-12 under ambient conditions; using this approach, high-purity C_2H_4 (99.95%) was directly obtained from the outlet over a period of time. The dynamic uptakes of C_2H_6 and C_2H_4 during the separation process were 1.16 and 0.83 $\text{mmol}\cdot\text{g}^{-1}$, respectively, which were slightly lower than the static adsorption capacities due to the effect of micropore diffusion. Moreover, in the separation of C_2H_6/C_2H_4 (10:90 and 5:95) (Fig. S22 in Appendix A), higher purity C_2H_4 products with a longer separation time were obtained. Separation experiments were also conducted on the equimolar C_2H_4 -containing binary mixtures C_3H_8/C_2H_4 , C_3H_6/C_2H_4 , C_2H_2/C_2H_4 , and CO_2/C_2H_4 . As shown by the data reported in Fig. S23 in Appendix A, all the gas mixtures afforded the isolation of high-purity C_2H_4 , indicating the potential of TYUT-12 to be used in the

separation of C_2H_4 from mixtures containing C_3H_8 , C_3H_6 , C_2H_6 , C_2H_2 , and CO_2 . In the cases of the ternary mixture $C_2H_6/C_2H_4/C_2H_2$ (9:90:1) and the quaternary mixture $C_2H_6/C_2H_4/C_2H_2/CO_2$ (9:89:1:1 and 9:85:1:5) (Figs. 4(b) and (c) and Figs. S24 and S25 in Appendix A), TYUT-12 also demonstrated a good C_2H_4 separation performance, with high-purity C_2H_4 (99.98%) being obtained. As for the challenging task of carrying out the direct purification of C_2H_4 from six-component refinery gas mixtures ($C_3H_8/C_3H_6/C_2H_6/C_2H_4/C_2H_2/CO_2$, 9:9:10:70:1:1), which has never before been realized, TYUT-12 again afforded a clear and efficient C_2H_4 separation. Based on the unique C_2H_4 binding affinity and locations in TYUT-12, five of the component gases of the mixture (C_3H_8 , C_3H_6 , C_2H_6 , C_2H_2 , and CO_2) were adsorbed onto the TYUT-12, while C_2H_4 was eluted from it at first, then quickly reached equilibrium. Correspondingly, C_2H_4 at over 99.96% purity was isolated in one step from the six-component mixture $C_3H_8/C_3H_6/C_2H_6/C_2H_4/C_2H_2/CO_2$ (9:9:10:70:1:1; Fig. 4(d)). The amount of C_2H_4 captured under dynamic conditions in the TYUT-12 was calculated to be 0.90 and 0.86 $\text{mmol}\cdot\text{g}^{-1}$ in the separation processes conducted on quaternary or six-component mixtures, respectively; thus, about 0.78 and 0.60 $\text{mmol}\cdot\text{g}^{-1}$ C_2H_4 productivity (>99.95% purity) can be obtained by one separation process (Fig. 4(e) and Fig. S26 in Appendix A). As shown in Fig. S27 in Appendix A, it is worth mentioning that the material still exhibits good quaternary mixture ($C_2H_6/C_2H_4/C_2H_2/CO_2$, 9:89:1:1) separation under high pressure (300 kPa), and the corresponding C_2H_4 productivity can be increased to 1.27 $\text{mmol}\cdot\text{g}^{-1}$ (standard temperature and pressure).

Breakthrough repeatability tests demonstrated that TYUT-12 exhibits a stable separation performance and that high-purity C_2H_4 can be continuously obtained from quaternary gas mixtures (Fig. 4(f) and Fig. S28 in Appendix A). Furthermore, the

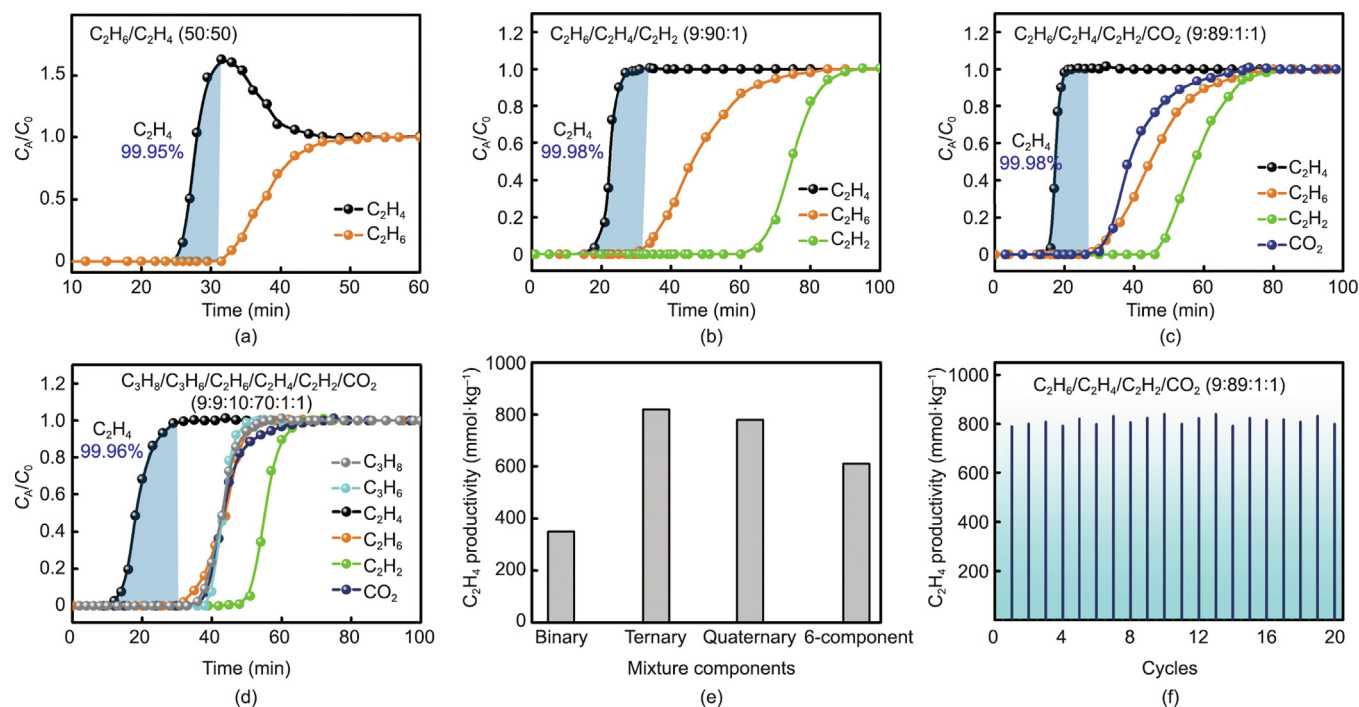


Fig. 4. Data reflecting the C_2H_4 separation performance. Experimental breakthrough curves for different C_2H_4 -containing mixtures on TYUT-12 at 298 K and 100 kPa: (a) C_2H_6/C_2H_4 (50:50); (b) $C_2H_6/C_2H_4/C_2H_2$ (9:90:1); (c) $C_2H_6/C_2H_4/C_2H_2/CO_2$ (9:89:1:1); and (d) $C_3H_8/C_3H_6/C_2H_6/C_2H_4/C_2H_2/CO_2$ (9:9:10:70:1:1). (e) Polymer-grade C_2H_4 (>99.95%) productivity recorded for different C_2H_4 -containing mixtures. (f) Polymer-grade C_2H_4 (>99.95%) productivity recorded over 20 consecutive separation cycles of $C_2H_6/C_2H_4/C_2H_2/CO_2$ (9:89:1:1) conducted on TYUT-12 at 298 K. C_A is the outlet gas concentration, and C_0 is the outlet gas concentration at equilibrium.

breakthrough and regeneration curves of single-component C_3H_8 , C_3H_6 , C_2H_6 , C_2H_4 , C_2H_2 , and CO_2 gases on TYUT-12 confirmed that, under dynamic conditions, these gases can be easily desorbed from TYUT-12 by vacuuming (Figs. S29–S34 in Appendix A). The results of the dynamic separation experiments conducted on binary to six-component mixtures thus verified the ability of TYUT-12 to afford the isolation of high-purity C_2H_4 (>99.95%) from different mixtures in one step, indicating the great potential of TYUT-12 to achieve the challenging industrial separation of C_2H_4 from complex light hydrocarbon mixtures.

To gain insights into and comprehensively understand the interactions between the host and guest, we conducted density functional theory (DFT) simulations, aiming to pinpoint the specific adsorption sites within TYUT-12 and to quantify the said MOF's binding affinity toward C_3H_8 , C_3H_6 , C_2H_6 , C_2H_4 , C_2H_2 , and CO_2 molecules. As shown in Fig. 5, the simulation results indicated that the alkane molecules (C_3H_8 and C_2H_6) were preferentially located in the annular interlayer channel (site I), where they engaged in multiple interactions with N and O atoms from TYUT-12 functional groups via strong C–H...O/N hydrogen bonds (2.51–3.01 Å). The preferential adsorption sites for the linear molecules (C_2H_2 and CO_2) were determined to be in site II, the narrow neck position in the annular interlayer channel, where several C–H...O/N hydrogen bonds (2.85–3.48 Å) were calculated to form between the TYUT-12 framework and the guest molecule. The preferential adsorption sites for the olefin molecules (C_3H_6 and C_2H_4) were calculated to be in site III, where the guest molecules engage in relatively weak C–H... π (2.85–3.46 Å) and π ... π interactions (3.64–3.69 Å) with two benzene rings from the host. Importantly, given its larger molecular size than C_2H_4 , C_3H_6 can interact more strongly than C_2H_4 with the host through extra C–H...O/N hydrogen bonds (2.87–3.19 Å). The data for the adsorption energy (E_{ads}) also shows that C_2H_4 has the minimum value among these gases (Table S7 in Appendix A). In a comparison of the DFT results for the series of TYUT-10/11/12/13 materials (Fig. S35 in Appendix A), the

adsorption sites of C_2H_4 tended to be in the middle of the upper and lower layers and between the benzene rings, with TYUT-12 having the weakest interaction with C_2H_4 . Significantly, the results from the theoretical calculations exhibited good consistency with the outcomes discussed in relation to the adsorption and breakthrough experiments.

To further verify the conformation of the C_2H_4 molecules adsorbed onto TYUT-12, high-resolution NPD experiments were conducted using a TYUT-12- D_7 sample synthesized using DMF- D_7 as the solvent. High-quality NPD data were collected at 10 K on C_2D_4 -loaded TYUT-12 samples (Fig. 6 and Fig. S36 in Appendix A), allowing the conformation of the C_2H_4 molecules in the structure to be determined. As expected based on the results of the DFT calculations, the C_2H_4 molecules were found to be located in the flat round pores (site III), surrounded by six DMF molecules and sandwiched between two benzene rings (Figs. 6(e) and (f)). In this adsorption site, the C_2H_4 molecules engaged only in weak π ... π interactions (3.47–3.76 Å) with the benzene rings—an outcome that shows good concurrence with the findings derived from the DFT calculations. Hence, through the collected NPD data, we confirmed the uniqueness of the adsorption environment of the C_2H_4 molecules in TYUT-12 and were able to explain the efficacy of the one-step C_2H_4 separation from binary, ternary, quaternary, and six-component C_2H_4 -containing hydrocarbon mixtures.

In addition, the synthesis of TYUT-12 was scaled up, and the stability of this MOF was investigated, as shown in Fig. 7 and Figs. S37–S39 in Appendix A. Only easy-to-obtain chemical raw materials (i.e., nickel nitrate, H_3BTC , and DMF) are necessary for the preparation of TYUT-12, and the solvent after the reaction can be recycled; therefore, the synthesis of this MOF is relatively easy to scale up to the gram-level in the laboratory, and the samples prepared by this method maintain the original Brunauer–Emmett–Teller (BET) and adsorption properties. Notably, the powder X-ray diffraction (XRD) patterns of TYUT-12 were recorded after the material had undergone treatment under different

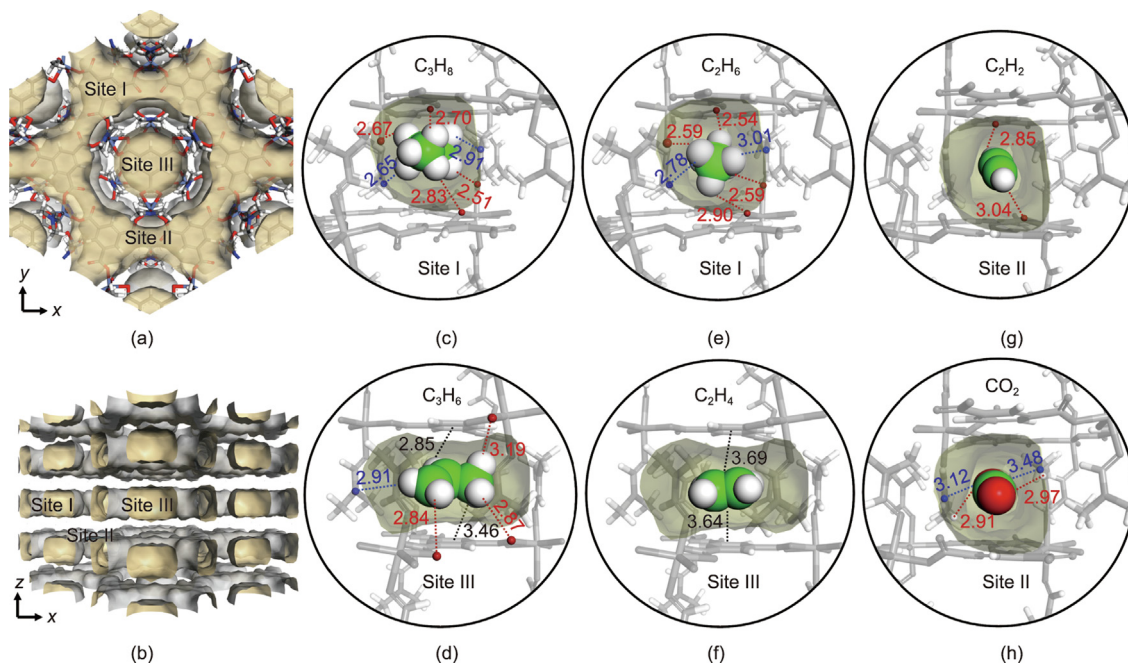


Fig. 5. (a, b) Preferential adsorption sites in TYUT-12 of (c) C_3H_8 , (d) C_3H_6 , (e) C_2H_6 , (f) C_2H_4 , (g) C_2H_2 , and (h) CO_2 , as obtained from DFT calculations (color code: Ni, cyan; C, gray; H, white; O, red; N, blue). Blue and red lines represent the interactions between the framework and gas molecules, respectively. Unit: Å.

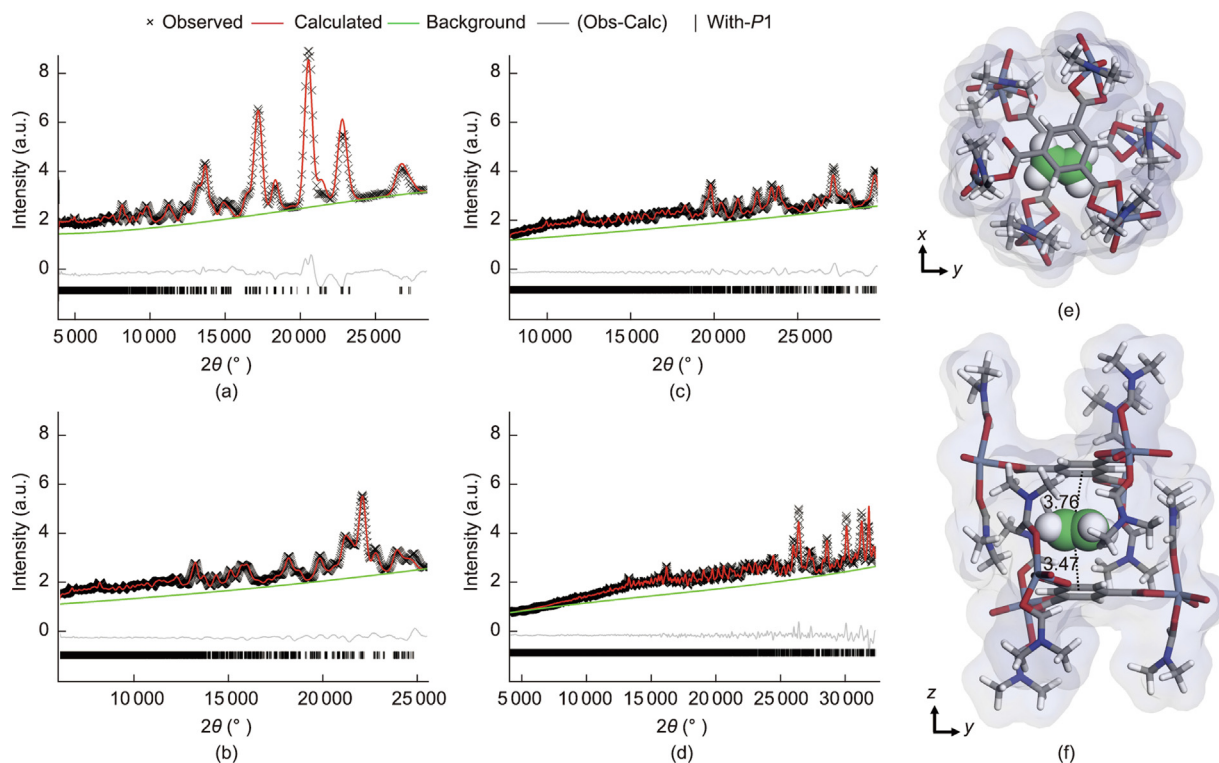


Fig. 6. NPD data. (a–d) Rietveld refinements of C_2D_4 -loaded TYUT-12 collected from Banks 3–6 (NPD measured at 10 K). Goodness-of-fit parameters of the refinements: (a) $R_{wp} = 0.0311$; (b) $R_{wp} = 0.0144$; (c) $R_{wp} = 0.0143$; and (d) $R_{wp} = 0.0163$. (e, f) Corresponding adsorption site of C_2D_4 in TYUT-12.

conditions; these data indicated that TYUT-12 is characterized by a relatively stable structure. In detail, after being exposed to air for 18 months, no reduction in the C_2H_6 adsorption performance of TYUT-12 was observed. The crystal morphology after the stability test also remained (Fig. S38). Moreover, the stability of the material's dynamic adsorption of C_2H_6 was verified by conducting cyclic

breakthrough experiments. TYUT-12 was able to maintain its C_2H_6 capture capacity over 20 breakthrough cycles, and its regeneration could be realized via a simple outgas process. Its dynamic C_2H_6 adsorption performance was also maintained for five cycles under humid conditions (75%) (Fig. S39). In summary, for the separation of C_2H_4 from multi-component light hydrocarbon mixtures,

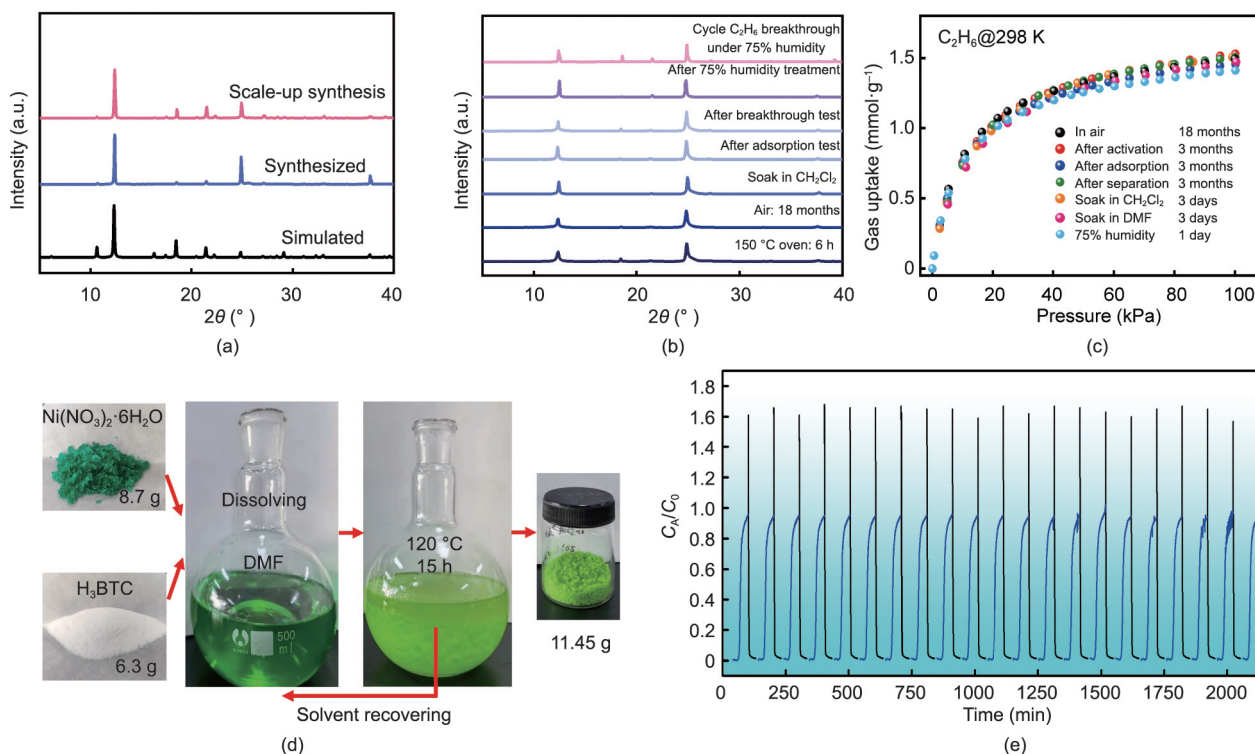


Fig. 7. Preparation and stability test results. (a, b) Simulated and experimental powder XRD patterns obtained for the as-synthesized MOF TYUT-12 and for the said material treated under different conditions. (c) C₂H₆ adsorption curves for TYUT-12 after the stability test. (d) Schematic representation of the gram-scale synthesis of TYUT-12 developed for up-scaling and solvent recycling. (e) Results of 20 cycles of C₂H₆ breakthrough (blue) and desorption (black) from TYUT-12.

TYUT-12 can be prepared via a simple, low-cost method, and the obtained material exhibits good structural and performance stability. These excellent characteristics demonstrate the great potential of this material for industrial applications.

4. Conclusions

This work demonstrates the successful construction of weak C₂H₄ adsorption locations through pore geometry design in a series of pillar-layered MOFs that can be used for the efficient one-step purification of C₂H₄. Based on its tailor-made pore environment, TYUT-12 exhibited outstanding adsorption selectivity for C₃H₈, C₃H₆, C₂H₆, C₂H₂, and CO₂ over C₂H₄; more specifically, its C₂H₆/C₂H₄ selectivity reached a value of 4.56, marking a new record for C₂H₄ purification from multi-component mixtures. Theoretical calculations and NPD analysis indicated that the targeted weak pore confinement of C₂H₄ in TYUT-12 was achieved via relatively weak $\pi\cdots\pi$ interactions (~ 3.6 Å) with two adjacent benzene rings. The results of the breakthrough experiments indicated that high-purity C₂H₄ (> 99.96%) was directly produced from C₂H₆/C₂H₄/C₂H₂/CO₂ quaternary mixtures and C₃H₈/C₃H₆/C₂H₆/C₂H₄/C₂H₂/CO₂ six-component mixtures through a one-step separation process. The pore segmentation strategy applied herein based on pore engineering and functional group regulation is an effective method to achieve the precise molecular recognition of target products; it also offers new solutions and routes to increase the efficiency and environmental friendliness of olefin separation strategies in the petrochemical industry.

Acknowledgments

The research work was supported by National Key Research and Development Program of China (2022YFB3806800) and National Natural Science Foundation of China (22278288 and 22090062).

We gratefully acknowledge Juping Xu from the Spallation Neutron Source Science Center for the neutron powder diffraction.

Compliance with ethics guidelines

Yang Chen, Zhenduo Wu, Longlong Fan, Rajamani Krishna, Hongliang Huang, Yi Wang, Qizhao Xiong, Jinping Li, and Libo Li declare that they have no conflict of interest or financial conflicts to disclose.

Appendix A. Supplementary data

Supplementary data to this article can be found online at <https://doi.org/10.1016/j.eng.2024.01.024>.

References

- [1] Bloch ED, Queen WL, Krishna R, Zadrozny JM, Brown CM, Long JR. Hydrocarbon separations in a metal–organic framework with open iron(II) coordination sites. *Science* 2012;335(6076):1606–10.
- [2] Cui X, Chen K, Xing H, Yang Q, Krishna R, Bao Z, et al. Pore chemistry and size control in hybrid porous materials for acetylene capture from ethylene. *Science* 2016;353(6295):141–4.
- [3] Dong Q, Huang Y, Hyeon-Deuk K, Chang IY, Wan J, Chen C, et al. Shape- and size-dependent kinetic ethylene sieving from a ternary mixture by a trap-and-flow channel crystal. *Adv Funct Mater* 2022;32(38):2203745.
- [4] Liao PQ, Zhang WX, Zhang JP, Chen XM. Efficient purification of ethene by an ethane-trapping metal–organic framework. *Nat Commun* 2015;6:8697.
- [5] Hao HG, Zhao YF, Chen DM, Yu JM, Tan K, Ma S, et al. Simultaneous trapping of C₂H₂ and C₂H₆ from a ternary mixture of C₂H₂/C₂H₄/C₂H₆ in a robust metal–organic framework for the purification of C₂H₄. *Angew Chem Int Ed Engl* 2018;57(49):16067–71.
- [6] Zhang P, Zhong Y, Zhang Y, Zhu Z, Liu Y, Su Y, et al. Synergistic binding sites in a hybrid ultramicroporous material for one-step ethylene purification from ternary C₂ hydrocarbon mixtures. *Sci Adv* 2022;8(23):eabn9231.
- [7] Gu XW, Wang JX, Wu E, Wu H, Zhou W, Qian G, et al. Immobilization of Lewis basic sites into a stable ethane-selective MOF enabling one-step separation of ethylene from a ternary mixture. *J Am Chem Soc* 2022;144(6):2614–23.

- [8] Lin RB, Li L, Zhou HL, Wu H, He C, Li S, et al. Molecular sieving of ethylene from ethane using a rigid metal–organic framework. *Nat Mater* 2018;17(12):1128–33.
- [9] Sholl DS, Lively RP. Seven chemical separations to change the world. *Nature* 2016;532(7600):435–7.
- [10] Cadiou A, Adil K, Bhatt PM, Belmabkhout Y, Eddaoudi M. A metal–organic framework-based splitter for separating propylene from propane. *Science* 2016;353(6295):137–40.
- [11] Yang Y, Li L, Lin RB, Ye Y, Yao Z, Yang L, et al. Ethylene/ethane separation in a stable hydrogen-bonded organic framework through a gating mechanism. *Nat Chem* 2021;13(10):933–9.
- [12] Kong XJ, Li JR. An overview of metal–organic frameworks for green chemical engineering. *Engineering*. 2021;7(8):1115–39.
- [13] Li J, Han X, Kang X, Chen Y, Xu S, Smith GL, et al. Purification of propylene and ethylene by a robust metal–organic framework mediated by host–guest interactions. *Angew Chem Int Ed Engl* 2021;60(28):15541–7.
- [14] Li L, Lin RB, Krishna R, Li H, Xiang S, Wu H, et al. Ethane/ethylene separation in a metal–organic framework with iron–peroxo sites. *Science* 2018;362(6413):443–6.
- [15] Chang M, Wang F, Wei Y, Yang Q, Wang JX, Liu D, et al. Separation of CH₄/N₂ by an ultra-stable metal–organic framework with the highest breakthrough selectivity. *AIChE J* 2022;68(9):e17794.
- [16] Liang W, Xu F, Zhou X, Xiao J, Xia Q, Li Y, et al. Ethane selective adsorbent Ni(bdc)(ted)_{0.5} with high uptake and its significance in adsorption separation of ethane and ethylene. *Chem Eng Sci* 2016;148:275–81.
- [17] Chen Y, Du Y, Wang Y, Krishna R, Li L, Yang J, et al. A stable metal–organic framework with well-matched pore cavity for efficient acetylene separation. *AIChE J* 2021;67(5):e17152.
- [18] Xian S, Peng J, Pandey H, Thonhauser T, Wang H, Li J. Robust metal–organic frameworks with high industrial applicability in efficient recovery of C₃H₈ and C₂H₆ from natural gas upgrading. *Engineering* 2023;23:56–63.
- [19] Wang Y, Hao C, Fan W, Fu M, Wang X, Wang Z, et al. One-step ethylene purification from an acetylene/ethylene/ethane ternary mixture by cyclopentadiene cobalt-functionalized metal–organic frameworks. *Angew Chem Int Ed Engl* 2021;60(20):11350–8.
- [20] Gu C, Hosono N, Zheng JJ, Sato Y, Kusaka S, Sakaki S, et al. Design and control of gas diffusion process in a nanoporous soft crystal. *Science* 2019;363(6425):387–91.
- [21] Wang Y, Peh SB, Zhao D. Alternatives to cryogenic distillation: advanced porous materials in adsorptive light olefin/paraffin separations. *Small* 2019;15(25):1900058.
- [22] Chen CX, Wei ZW, Pham T, Lan PC, Zhang L, Forrest KA, et al. Nanospace engineering of metal–organic frameworks through dynamic spacer installation of multifunctionalities for efficient separation of ethane from ethane/ethylene mixtures. *Angew Chem Int Ed Engl* 2021;60(17):9680–5.
- [23] Ren Q. Advancements in MOF-based engineered materials for efficient separation processes. *Engineering* 2023;23:1–2.
- [24] Li JR, Kuppler RJ, Zhou HC. Selective gas adsorption and separation in metal–organic frameworks. *Chem Soc Rev* 2009;38(5):1477–504.
- [25] Furukawa H, Cordova KE, O’Keeffe M, Yaghi OM. The chemistry and applications of metal–organic frameworks. *Science* 2013;341(6149):1230444.
- [26] Zeng H, Xie M, Wang T, Wei RJ, Xie XJ, Zhao Y, et al. Orthogonal-array dynamic molecular sieving of propylene/propane mixtures. *Nature* 2021;595(7868):542–8.
- [27] Wang L, Huang H, Zhang X, Zhao H, Li F, Gu Y. Designed metal–organic frameworks with potential for multi-component hydrocarbon separation. *Coord Chem Rev* 2023;484:215111.
- [28] Xu Z, Xiong X, Xiong J, Krishna R, Li L, Fan Y, et al. A robust Th–azole framework for highly efficient purification of C₂H₄ from a C₂H₄/C₂H₂/C₂H₆ mixture. *Nat Commun* 2020;11:3163.
- [29] Zhu B, Cao JW, Mukherjee S, Pham T, Zhang T, Wang T, et al. Pore engineering for one-step ethylene purification from a three-component hydrocarbon mixture. *J Am Chem Soc* 2021;143(3):1485–92.
- [30] Jiang Y, Hu Y, Luan B, Wang L, Krishna R, Ni H, et al. Benchmark single-step ethylene purification from ternary mixtures by a customized fluorinated anion-embedded MOF. *Nat Commun* 2023;14:401.
- [31] Wu E, Gu XW, Liu D, Zhang X, Wu H, Zhou W, et al. Incorporation of multiple supramolecular binding sites into a robust MOF for benchmark one-step ethylene purification. *Nat Commun* 2023;14:6146.
- [32] Chen KJ, Madden DG, Mukherjee S, Pham T, Forrest KA, Kumar A, et al. Synergistic sorbent separation for one-step ethylene purification from a four-component mixture. *Science* 2019;366(6462):241–6.
- [33] Cao JW, Mukherjee S, Pham T, Wang Y, Wang T, Zhang T, et al. One-step ethylene production from a four-component gas mixture by a single physisorbent. *Nat Commun* 2021;12:6507.
- [34] Laha S, Dwarkanath N, Sharma A, Rambabu D, Balasubramanian S, Maji TK. Tailoring a robust Al–MOF for trapping C₂H₆ and C₂H₂ towards efficient C₂H₄ purification from quaternary mixtures. *Chem Sci* 2022;13(24):7172–80.
- [35] Sun H, Chen F, Chen R, Li J, Guo L, Liu Y, et al. Customizing metal–organic frameworks by lego-brick strategy for one-step purification of ethylene from a quaternary gas mixture. *Small* 2023;19(21):2208182.
- [36] Lin RB, Wu H, Li L, Tang XL, Li Z, Gao J, et al. Boosting ethane/ethylene separation within isoreticular ultramicroporous metal–organic frameworks. *J Am Chem Soc* 2018;140(40):12940–6.
- [37] Li B, Wen HM, Cui Y, Zhou W, Qian C, Chen B. Emerging multifunctional metal–organic framework materials. *Adv Mater* 2016;28(40):8819–60.
- [38] Fan W, Yuan S, Wang W, Feng L, Liu X, Zhang X, et al. Optimizing multivariate metal–organic frameworks for efficient C₂H₂/CO₂ separation. *J Am Chem Soc* 2020;142(19):8728–37.
- [39] Jeong S, Kim D, Shin S, Moon D, Cho SJ, Lah MS. Combinational synthetic approaches for isoreticular and polymorphic metal–organic frameworks with tuned pore geometries and surface properties. *Chem Mater* 2014;26(4):1711–9.
- [40] Gao C, Liu S, Xie L, Ren Y, Cao J, Sun C. Design and construction of a microporous metal–organic framework based on the pillared-layer motif. *CrystEngComm* 2007;9(7):545–7.
- [41] Bruker. SAINT. Madison: Bruker AXS, Inc.; 2009.
- [42] Sheldrick GM. SADABS: program for empirical absorption correction. Göttingen: University of Göttingen; 1996.
- [43] Sheldrick GM. A short history of SHELX. *Acta Crystallogr Sect A Found Adv* 2008;64(Pt 1):112–22.
- [44] Xu J, Xia Y, Li Z, Chen H, Wang X, Sun Z, et al. Multi-physics instrument: total scattering neutron time-of-flight diffractometer at China Spallation Neutron Source. *Nucl Instrum Methods Phys Res Sect A* 2021;1013:165642.
- [45] Xiao Y, Liu T, Liu J, He L, Chen J, Zhang J, et al. Insight into the origin of lithium/nickel ions exchange in layered Li(Ni_xMn_yCo_z)O₂ cathode materials. *Nano Energy* 2018;49:77–85.
- [46] Lv D, Zhou P, Xu J, Tu S, Xu F, Yan J, et al. Recent advances in adsorptive separation of ethane and ethylene by C₂H₆-selective MOFs and other adsorbents. *Chem Eng J* 2022;431(Pt 3):133208.
- [47] Krishna R. Synergistic and antisnergistic intracrystalline diffusional influences on mixture separations in fixed-bed adsorbents. *Precis Chem* 2023;1(2):83–93.