



UvA-DARE (Digital Academic Repository)

Region-Specific Variation in the Electrophysiological Responses of *Spodoptera frugiperda* (Lepidoptera: Noctuidae) to Synthetic Sex Pheromone Compounds

Akinbuluma, Mobolade D.; van Schaijk, Renée A. H.; Roessingh, Peter; Groot, Astrid T.

DOI

[10.1007/s10886-024-01479-w](https://doi.org/10.1007/s10886-024-01479-w)

Publication date

2024

Document Version

Final published version

Published in

Journal of Chemical Ecology

License

CC BY

[Link to publication](#)

Citation for published version (APA):

Akinbuluma, M. D., van Schaijk, R. A. H., Roessingh, P., & Groot, A. T. (2024). Region-Specific Variation in the Electrophysiological Responses of *Spodoptera frugiperda* (Lepidoptera: Noctuidae) to Synthetic Sex Pheromone Compounds. *Journal of Chemical Ecology*, 50(11), 631–642. <https://doi.org/10.1007/s10886-024-01479-w>

General rights

It is not permitted to download or to forward/distribute the text or part of it without the consent of the author(s) and/or copyright holder(s), other than for strictly personal, individual use, unless the work is under an open content license (like Creative Commons).

Disclaimer/Complaints regulations

If you believe that digital publication of certain material infringes any of your rights or (privacy) interests, please let the Library know, stating your reasons. In case of a legitimate complaint, the Library will make the material inaccessible and/or remove it from the website. Please Ask the Library: <https://uba.uva.nl/en/contact>, or a letter to: Library of the University of Amsterdam, Secretariat, P.O. Box 19185, 1000 GD Amsterdam, The Netherlands. You will be contacted as soon as possible.

UvA-DARE is a service provided by the library of the University of Amsterdam (<https://dare.uva.nl>)



Region-Specific Variation in the Electrophysiological Responses of *Spodoptera frugiperda* (Lepidoptera: Noctuidae) to Synthetic Sex Pheromone Compounds

Mobolade D. Akinbuluma^{1,2} · Renée A. H. van Schaijk¹ · Peter Roessingh¹ · Astrid T. Groot¹

Received: 19 December 2023 / Revised: 10 February 2024 / Accepted: 14 February 2024 / Published online: 29 February 2024
© The Author(s) 2024

Abstract

The fall armyworm, *Spodoptera frugiperda* (J.E. Smith), is a global pest that feeds on > 350 plant species and causes major yield losses. Variation in the responses of *S. frugiperda* males to female sex pheromone compounds affects the detection, monitoring and management of the pest. We determined geographic variation in the responses of *S. frugiperda* males to four different doses of synthetic sex pheromone compounds using a gas chromatography-electroantennogram detector (GC-EAD). Furthermore, we disentangled regional populations into C- and R- mitotypes via molecular analysis of the cytochrome oxidase I gene, and measured their responses to the compounds. When comparing responses of males from Florida, Benin, Nigeria and Kenya, we found some regional differences in the responses of *S. frugiperda* males to the major compound, Z9-14:OAc and minor component Z9-12:OAc. However, we found no differences in male responses between the different African countries. All males showed significantly higher antennal responses to Z7-12:OAc than to E7-12:OAc. When comparing the mitotypes, we found that Florida R-type males showed higher responses to Z9-14:OAc, Z7-12:OAc and Z9-12:OAc than Benin R-type males, while C-type males from both regions responded equally to Z7-12:OAc. In addition, Florida R-type males showed higher responses to E7-12:OAc than Florida C-type males. Our study thus shows some differential physiological responses of *S. frugiperda* males towards the known sex pheromone compounds, including E7-12:OAc, but mostly in the different mitotypes. How these differences translate to field trap catches remains to be determined.

Keywords Fall armyworm · Electroantennogram · Cytochrome oxidase I gene · Mitotype

Introduction

The fall armyworm, *Spodoptera frugiperda* J. E. Smith (Lepidoptera, Noctuidae) is native to the Americas and currently feeds on a large variety of agricultural crops, belonging to 76 plant families (Montezano et al. 2018). The first report of its invasion to other parts of the world was in 2013 in Sao Tomé (IPCC 2021), followed by Western Africa in 2016 (Goergen et al. 2016), India (Sharanabasappa et al. 2018), Asia (Bhusal and Bhattarai 2019; Sun et al. 2021) and Australia (IPCC 2021; Paudel Timilsena et al. 2022); Tay et al. 2023).

Recently, it was also found on the Canary Islands in Southern Europe (IPPC 2021; Gilioli et al. 2023). Its spread is projected to continue with climate change, especially within the Africa region (Paudel Timilsena et al. 2022). Its global spread is likely facilitated by its high migratory behavior (Westbrook et al. 2016; Baudron et al. 2019; Gilioli et al. 2023), human-assisted transport and commerce (Cock et al. 2017). In sub-Saharan Africa, one of its major hosts is maize (*Zea mays* L.), which is the most important staple food and is critical for food security of the continent (Pardey et al. 2016; Badu-Apraku and Fakorede 2017; VIB 2017). *Spodoptera frugiperda* causes up to 21 million tonnes annual reduction in maize yield (Abrahams et al. 2017), representing about 52% annual production loss (Chimweta et al. 2020). Thus, it is crucial to develop and implement evidence-based control measures for *S. frugiperda* in Africa (Prasanna et al. 2018).

The traditional approach of pesticide use has substantial environmental and human health issues as well as causing damage to non-target organisms, including natural enemies

✉ Mobolade D. Akinbuluma
m.d.akinbuluma@uva.nl

¹ Department of Evolutionary and Population Biology,
University of Amsterdam, Amsterdam, The Netherlands

² Department of Crop Protection and Environmental Biology,
University of Ibadan, Ibadan, Nigeria

of insect pests (Desneux et al. 2007; Régis Ahissou et al. 2021). Furthermore, success of pesticides is limited in controlling *S. frugiperda* as the larvae tend to conceal themselves when feeding on the host plant by hiding in the maize whorl (Harrison et al. 2022), and resistance has been developed against many of the cheapest and most widely used pesticides in Africa (Day et al. 2017; Akeme et al. 2021). In addition, significant expenditures are incurred by both farmers and government in controlling infestation by *S. frugiperda*, thus increasing the cost of crop production. For example, in Ethiopia in the cropping season of 2017 about 300,000 L of insecticides were used and total cost for pest management exceeded US\$ 4.5 million (Kassie et al. 2020). In the same year, farmers in Zimbabwe received about 102,000 L of pesticide valued at 1.97 million US dollars to contain the spread of *S. frugiperda* (Rwomushana et al. 2018). Therefore, it is essential to develop an environmentally-friendly and more effective approach to combat the improper use of pesticides.

The application of synthetic species-specific sex pheromones is a helpful tool in integrated pest management (IPM) for monitoring and early detection of *S. frugiperda* (Prasanna et al. 2018; FAO 2019; Matova et al. 2020). However, for a successful monitoring system, it is essential that lures are attractive. In the Western Hemisphere, *S. frugiperda* is subdivided into two strains, the so-called corn strain and rice strain (Pashley et al. 1992; Lu and Adang 1996; Gouin et al. 2017), which differ by mitochondrial markers (Nagoshi 2010) as well as by nuclear differences (Gouin et al. 2017). Since strain identification is only by molecular markers and not morphological differences, it is difficult to describe the two strains with respect to their behavior in the field, culminating into several contradictory findings (Juárez et al. 2014; Nagoshi and Meagher 2022). Therefore, we refer to these strains as (C)- and (R)- strains.

Even though some differences in sexual communication has been found between the two *S. frugiperda* strains (Unbehend et al. 2013), geographic variation in response to the signals has also been found (Unbehend et al. 2014). Furthermore, although the effluvia and gland pheromone extracts from calling *S. frugiperda* females in the Western Hemisphere contain similar sex pheromone compounds as in Republic of Benin (Haenniger et al. 2020), the response and capture of *S. frugiperda* males using commercial lures with some of these compounds have been erratic (Meagher et al. 2019; Tapa-Yotto et al. 2022). Thus, effective, local, regional and continental species-specific detection, monitoring and pest management should be developed as solid bases of IPM strategies (Saveer et al. 2023).

The sex pheromone of *S. frugiperda* in the Americas consists of (Z)-9-tetradecenyl acetate (Z9-14:OAc) and (Z)-7-dodecenyl acetate (Z7-12:OA) which have been found to be important for the attraction of conspecific males

(Tumlinson et al. 1986; Andrade et al. 2000; Unbehend et al. 2013, 2014; Jiang et al. 2022). Adding (Z)-11-hexadecenyl acetate (Z11-16:OAc) increased male attraction in Pennsylvania (Fleischer et al. 2015), and also elicited a small electroantennogram response to *S. frugiperda* males in Yunnan Province (Jiang et al. 2022). In Brazil, (E)-7-dodecenyl acetate (E7-12:OAc) was identified as an additional active sex pheromone component (Batista-Pereira et al. 2006; Cruz-Esteban et al. 2020). In Africa, *S. frugiperda* monitoring studies with pheromone lures have revealed varying results (Meagher et al. 2019; Koffi et al. 2021; Tapa-Yotto et al. 2022). For example, in Benin, when Tapa-Yotto et al. (2022) compared the attraction of *S. frugiperda* males among three blends, i.e., a four-component blend containing Z9-14:OAc, Z7-12:OAc, Z11-16:OAc and (Z)-9-dodecenyl acetate (Z9-12:OAc), a three-component blend (without Z9-12:OAc) and a two-component blend containing only Z9-14:OAc and Z7-12:OAc, they found that the 4-component blend attracted the highest number of *S. frugiperda* males, irrespective of the conditions of the experiment, while the 2-component blend was the most selective, as the percentage of bycatches was the lowest (Tapa-Yotto et al. 2022). Conversely, Koffi et al. (2021) found that the 3-component lure containing Z9-14:OAc, Z7-12:OAc, Z11-16:OAc was more attractive than the 4-component lure (adding Z9-12:OAc) in the neighboring country Togo. Thus, within African, male *S. frugiperda* responses to female sex pheromones may differ.

To assess whether males from different populations show different physiological responses to the identified sex pheromone compounds, we investigated the antennal responses of males from three African populations and an American population to all identified synthetic sex pheromone compounds. We also determined whether male responses varied depending on strain variation in *S. frugiperda*. Since we genotyped the males with the COI marker, which is mitochondrial (Nagoshi et al. 2022), we use the term ‘mitotype’ in the remainder of this manuscript. Specifically, we evaluated variability in the antennal response of *S. frugiperda* males that were collected as larvae from Florida, Benin, Nigeria and Kenya and from (C)- and (R)- mitotyped males from Benin and Florida, to E7-12:OAc, Z7-12:OAc, Z9-12:OAc, Z9-14:OAc and Z11-16:OAc.

Methods and Materials

Insect Collection and Rearing The *S. frugiperda* populations from Benin originated from larvae, collected from maize fields and alternative host plants in South and Central Benin by the International Institute of Tropical Agriculture (IITA), Benin in July 2020, from which a laboratory population was established at the University of Amsterdam. This population

was mixed with field specimens from Azowlisse, Benin, which were collected in December 2020. In July 2021 and October 2022, new specimens from the lab population from IITA were mixed into the lab population at the University of Amsterdam. The Kenyan population was collected from the lab population of International Centre of Insect Physiology and Ecology (*icipe*), Kenya. Specimens were collected from several areas in Kenya at different time points. At *icipe*, the population was kept in temperature of 25 ± 2 °C, $70\% \pm 5\%$ relative humidity and a 12:12 h (light: darkness) photoperiod and on an artificial diet. Samples of this lab population were received at the University of Amsterdam in December 2020 and August 2022. The Nigerian population was collected from maize fields in Southern Oyo State and from IITA, Ibadan, Nigeria, between January 2022 and May 2022. To compare responses of African *S. frugiperda* males to American *S. frugiperda* males, Florida (C)- and (R)- strains were also reared at the University of Amsterdam, with populations obtained from the Max Planck Institute of Chemical Ecology (MPICE), Jena, Germany. These populations were collected as larvae in September 2018 near Citra (Florida, USA) in a corn field and in January 2019 in pasture (rice-strain) near Ona (Florida, USA) and bred in MPICE in climate chambers at 26 °C, 55% relative humidity and light:darkness (L:D) 14:10.

The immature stages (eggs and larvae) of all the populations were further reared on an artificial pinto bean diet in climate chambers at 25 °C and humidity of 60–65%, with reversed light/dark cycle and 14:10 light/dark photoperiod at the laboratory at the University of Amsterdam (IBED). The adults were fed with 10% sugar water, ad libitum. Male and female insects were used for mitotype identification, while 2–5 day-old virgin males were used for gas chromatography-electroantennogram detector (GC-EAD) experiments.

Mitochondrial Identification of African Population Since the invasive populations of *S. frugiperda* are mixed in their nuclear genome, but do consist of two mitotypes (Yainna et al. 2021; Tay et al. 2022), we determined whether males with different mitotypes show different electrophysiological responses. Mitotype identification was done by screening adults for the mitochondrial marker (COI) that is diagnostic for both strains in North and South America (Nagoshi et al. 2006a, b; Nagoshi 2010) and generally used in other populations as well (Tay et al. 2022). DNA extractions were performed in a 96-well plate using Chelex 100 Resin (Bio-Rad Laboratories, Hercules, CA, USA). One adult leg was put in one well together with two metal beads and 300 μ l 10% Chelex (diluted in ddH₂O). The tissue was homogenized in a tissue lysers for 4 min at 30 Hz. Samples were heated for 30 min at 95 °C and 300 rpm spinning, after which they were frozen at -20 °C overnight. Each plate was thawed, mixed,

and centrifuged at 4000 rpm for 30 min. The supernatant was filtered through a fritted deep well filter plate (Thermo Fisher Scientific, Waltham, MA, USA) and used for mitotype analysis. Identification of the mitochondrial COI gene was performed as described by Unbehend et al. (2013) and summarized here. After amplification of the COI gene, two strain-specific digests with MspI and SacI (New England Biolabs, Ipswich, MA, USA) were conducted to analyze the strain-affiliation via gel electrophoresis.

To compare EAG responses between the mitotypes, we used mitotyped males from Florida and Benin. The sampled populations from Benin contained both (C)- and (R)-mitotypes, while sampled populations from Nigeria were all (R)- mitotype, and Kenyan populations were all (C)-mitotype (see supplementary Photo S1-S4 and Supplementary Table S1). In our preliminary analysis, we observed no significant differences in the responses between Benin (R)—and Nigerian (R)—mitotyped males.

Preparation of the Multicomponent Blends All used synthetic sex pheromone compounds of *S. frugiperda* were purchased from Pherobank (WijkbijDuurstede, The Netherlands), i.e., E7-12:OAc, Z7-12:OAc, Z9-12:OAc, Z9-14:OAc and Z11-16:OAc with > 98% purity. To determine the antennal responses to these compounds, two multicomponent blends (MCBs) were prepared, one with E7-12:OAc and one with Z7-12:OAc in combination with Z9-12:OAc, Z9-14:OAc, Z11-16:OAc (Supplementary Table S2). This allowed us to conveniently distinguish antennal responses between E and Z7-12:OAc.

A stock solution of 10 μ g/ μ l in hexane was made for each synthetic pheromone compounds from which the two MCBs (i.e. one including E7-12:OAc and the other including Z7-12:OAc) were made by diluting 1 μ l each of the four synthetic pheromone compounds into 500 μ l of hexane. Each of concentrations of 1 ng/ μ l, 3 ng/ μ l, 10 ng/ μ l and 20 ng/ μ l was obtained in a serial dilution and samples were put in the vials and kept in -20 °C until the time of chemical analysis.

GC-EAD Measurements To measure the electrophysiological responses of male antennae, the two MCBs in the four different concentrations were used randomly on 2 to 4-day-old virgin males from Benin, Kenya, Nigeria and Florida (C-type and R-type). Live male insect were individually placed in a plastic pipette tip and one antenna was immobilized with a small strip of parafilm pressing the antennal base against the head. Electrical contact was made using silver wires inserted in glass microelectrodes (GC150TF-10; Warner Instruments, Hamden, CT, USA) with insect Ringer's solution. The recording electrode was inserted at the base of the antenna and the reference electrode made contact with the

cut antennal tip. The amplitude of the EAG was measured using an IDAC-4 amplifier equipped with a high impedance ($> 10^9$ Ohm) head stage and recorded with GC-EAD/2014 software (Syntech, Kirchzarten, Germany). An Agilent 7890B gas chromatograph (Agilent, Wilmington, DE, USA) equipped with an Agilent Cool On-Column inlet, was coupled to the EAG setup to deliver odor stimuli. Details of the GC-EAD set up are in the supplementary S2.

To check the longevity of the whole insect preparation, a reference stimulus (containing Z3-6:OH, 10^{-3} v/v (4.2 μ g) in paraffin oil) was delivered for 0.5 s from a filter paper strip in a Pasteur pipette by a CS-55 stimulus controller (Syntech). The preparations proved to be stable, and could have been used easily for a full day. Among sampled references, there was no significant difference between EAG responses before and after the each run (t -test, $n = 14$, $P > 0.05$, $df = 1$).

Statistics and Data Analyses To analyze the antennal responses to the pheromone compounds, we built linear mixed effect models (Lindstrom and Bates 1988) using the *lme* function (Pinheiro et al 2022) implemented in R (R Core Team 2022). Mixed models, with individual insect as a random factor and compound, concentration, population and (when available) mitotype as fixed factors, allowed us to separate the (random) variation between individual insect from the variation caused by the (fixed) factors of interest.

We built three separate models (Supplementary Table S3). The first model contained compound, concentration and population as predictors, with 498 EAD responses from 25 male insects. In addition to male insects from Florida, Kenya and Nigeria, this set comprises only insects with unknown mitotype from Benin. This is because the mitotyped insects were not run in the same experiment set and therefore may not be strictly comparable to the other data. A second model contained mitotype as explanatory variable. The model was fitted with 397 cases from 19 males for which mitotype information was available, that is, Benin and Florida. Finally, since the results indicated that there was no significant difference between the African populations, a third model was constructed to compare EAD responses on a continental scale (Africa vs America). This dataset contained in total 697 EAD responses from 34 males, this set contained all available data.

For each model, we started with a full model that contained the random factor, all the fixed factors and their interactions. Model selection of better fitting model was done based on Akaike's Information criterion (AIC) (Sakamoto et al. 1986). All models were fit by maximum likelihood to allow model comparison using AIC. Post hoc comparisons of mean values from the final models was done with Least-squares means (Searle et al. 1980) as implemented in the

R package *emmeans* (Lenth 2023) with Tukey multiplicity adjustments.

Results

Electrophysiological Responses to Synthetic Sex Pheromone Compounds When checking the electrophysiological responses of *S. frugiperda* males from the different regions, we found significant effects of geographic regions, the compounds, concentrations, as well as interactions between geographic region and compounds and between concentration and compound (Fig. 1). The major compound, Z9-14:OAc, and Z9-12:OAc elicited significant responses among the different regions (Fig. 1a, c), as Florida male responses were higher than male responses from Benin, Nigeria and Kenya, due to a significant interaction between population and compound ($P < 0.05$, $df = 442$). However, Benin, Nigerian and Kenyan males responded equally to Z9-14:OAc and Z9-12:OAc ($P > 0.05$, $df = 442$). In all regions, *S. frugiperda* males responded similarly ($P > 0.05$, $df = 442$) to Z7-12:OAc, E7-12:OAc and Z11-16:OAc (Fig. 1b, d, e).

In assessing whether males responded differently to the two synthetic isomers, Z7-12:OAc and E7-12:OAc, we plotted the responses to both compounds from each region and at different concentrations in separate boxplots (Fig. 2). Overall, Z7-12:OAc gave higher antennal responses than E7-12:OAc in all the regions ($P < 0.05$, $df = 632$, Fig. 2a–d). Also, only Florida and Nigerian males responded significantly to the two compounds at 1 ng/ μ l, while Kenyan males responded more to Z7-12:OAc than E7-12:OAc at 3 ng/ μ l. At higher concentrations (10 ng/ μ l and 20 ng/ μ l), males from all the regions (Florida, Benin, Nigeria and Kenya) showed significantly higher antennal responses to Z7-12:OAc than E7-12:OAc ($P < 0.05$, $df = 632$).

Since there was no difference in male responses to the compounds in the three African populations (Fig. 1), we combined these responses to a so-called 'African' response and compared their overall additive responses to the Florida (American) responses. Our results revealed some differences across the two continents (Fig. 3a–e). Specifically, EAG responses evoked by the major compound, Z9-14:OAc, the critical secondary compound, Z7-12:OAc and Z9-12:OAc were significantly higher in American males than in African (Benin, Kenyan and Nigerian) males ($P < 0.05$, $df = 640$). However, we found no differences in responses to E7-12:OAc and Z11-16:OAc between the continents.

When analyzing variation in mitotyped male responses, we found a significant effect of compound, geographic region and a three-way interaction between compound, mitotype, and geographic region ($P < 0.05$, $n = 5$, $df = 358$; Fig. 4). Specifically, Florida (C)-type males showed

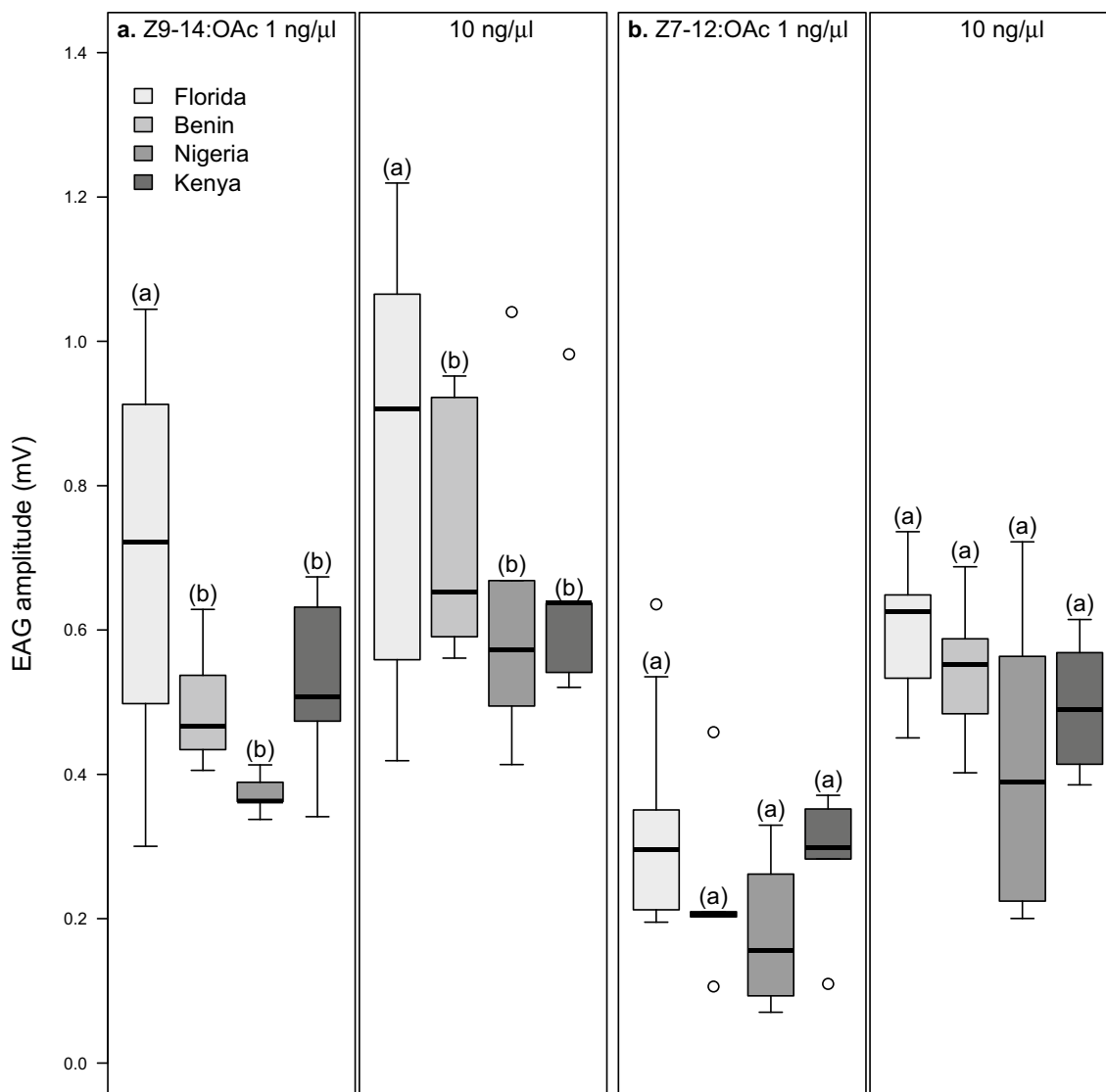


Fig. 1 Responses of *Spodoptera frugiperda* males to different doses of sex pheromone compounds. Boxes represent the lower and upper quartiles of responses to (a) Z9-14:OAc (b) Z7-12:OAc (c) Z9-12:OAc (d) E7-12:OAc, and (e) Z11-16:OAc. Whiskers on boxes indicate the minimum and maximum values, excluding outliers. Mid-

dle line represents median of values ($n=10$ in Florida, except in Z7-12:OAc and Z9-12:OAc at 1 ng/ μ l (where $n=9$); $n=5$ in Benin, Nigeria and Kenya); significant differences within regions are indicated by different letters, $P < 0.05$

significantly lower response to E7-12:OAc than Florida (R)-type males ($P < 0.05$, $n = 5$, $df = 358$), while both mitotypes responded similarly to other compounds. Each of the five synthetic compounds also evoked similar responses in Benin (C)-type and (R)-type males. Between Benin (R)-type and Florida (R)-type males, we observed significant higher responses of Florida (R)-type males to Z9-14:OAc ($P < 0.05$, $n = 5$, $df = 358$), Z7-12:OAc ($P < 0.05$, $n = 5$, $df = 358$) and Z9-12:OAc ($P < 0.05$, $n = 5$, $df = 358$) (Fig. 4a–c). Also, Florida (C)-type males showed significantly higher responses than Benin (C)-type males to Z9-14:OAc and Z9-12:OAc ($P < 0.05$, $n = 5$, $df = 358$; Fig. 4a, c).

Discussion

In this study, we investigated the variation in electrophysiological responses of *S. frugiperda* males from Florida, Benin, Nigeria and Kenya to sex pheromone compounds, and found geographic variation in responses of males to Z9-14:OAc and Z9-12:OAc in all regions. Z7-12:OAc elicited males responses that were more than those of E7-12:OAc in the regions.

We also found geographical and mitotype differences in responses to some sex pheromones compounds, whereby (R)-mitotype males showed higher responses to E7-12:OAc

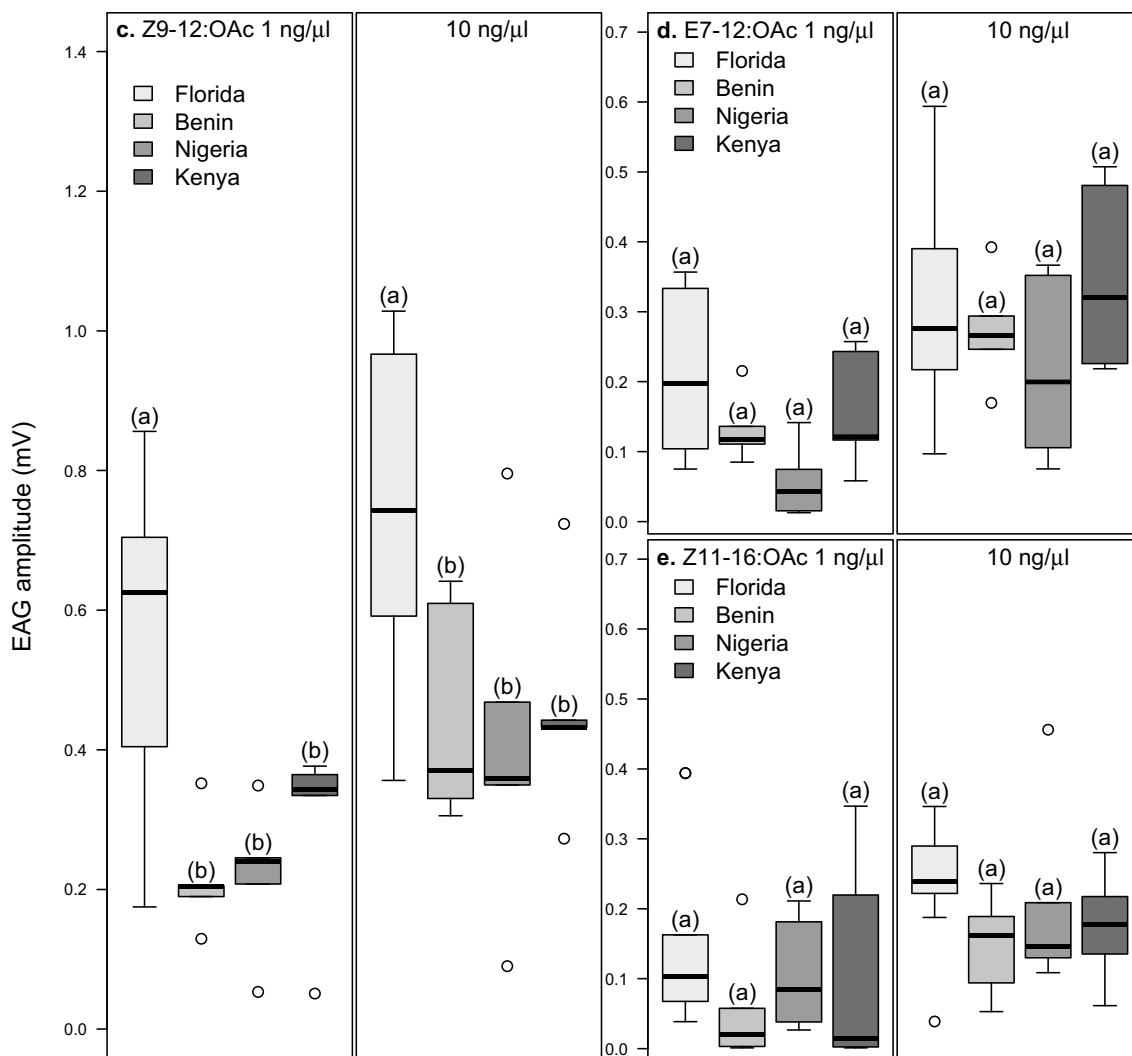


Fig. 1 (continued)

than their conspecific (C)-mitotype from Florida and higher responses to Z7-12:OAc, Z9-14:OAc and Z9-12:OAc than (R)-mitotype males from Benin.

Geographic Variation in Male Responses

Clearly, *S. frugiperda* males from the different regions responded to all synthetic sex pheromone compounds, even though to a varying degree. Our finding that Florida males showed higher responses to the major compound, Z9-14:OAc than males from Benin, Nigerian and Kenyan, corresponds to previous results by Haenniger et al. (2020), where Florida males also elicited greater EAG responses to Z9-14:OAc than Benin and Nigerian males. Since it is widely agreed that Z9-14:OAc is the major sex pheromone component needed to effectively attract *S. frugiperda* males (Tumlinson et al. 1986; Andrade et al. 2000; Meagher and

Nagoshi 2013; Meagher et al. 2019; Haenniger et al. 2020), it is interesting that African male responses are generally lower than those from Florida. The lower EAG responses of African male populations compared to Florida populations may be due to the low genetic variation observed in Africa population (Nagoshi et al. 2022), suggesting a single introduction of a small invasive population through western Africa, which is supported by the finding that all haplotypes were similar and consistent with a common source population (Nagoshi et al. 2019a, b; Nagoshi et al. 2018; Nagoshi et al. 2022).

Similarly, Z9-12:OAc elicited greater EAGs in Florida males than in Benin, Nigerian and Kenyan males. The activity of Z9-12:OAc as a pheromone component has only occasionally been documented, although Tepa-Yotto et al. (2022) found that the addition of Z9-12:OAc to a four-component pheromone blend improved male attraction.

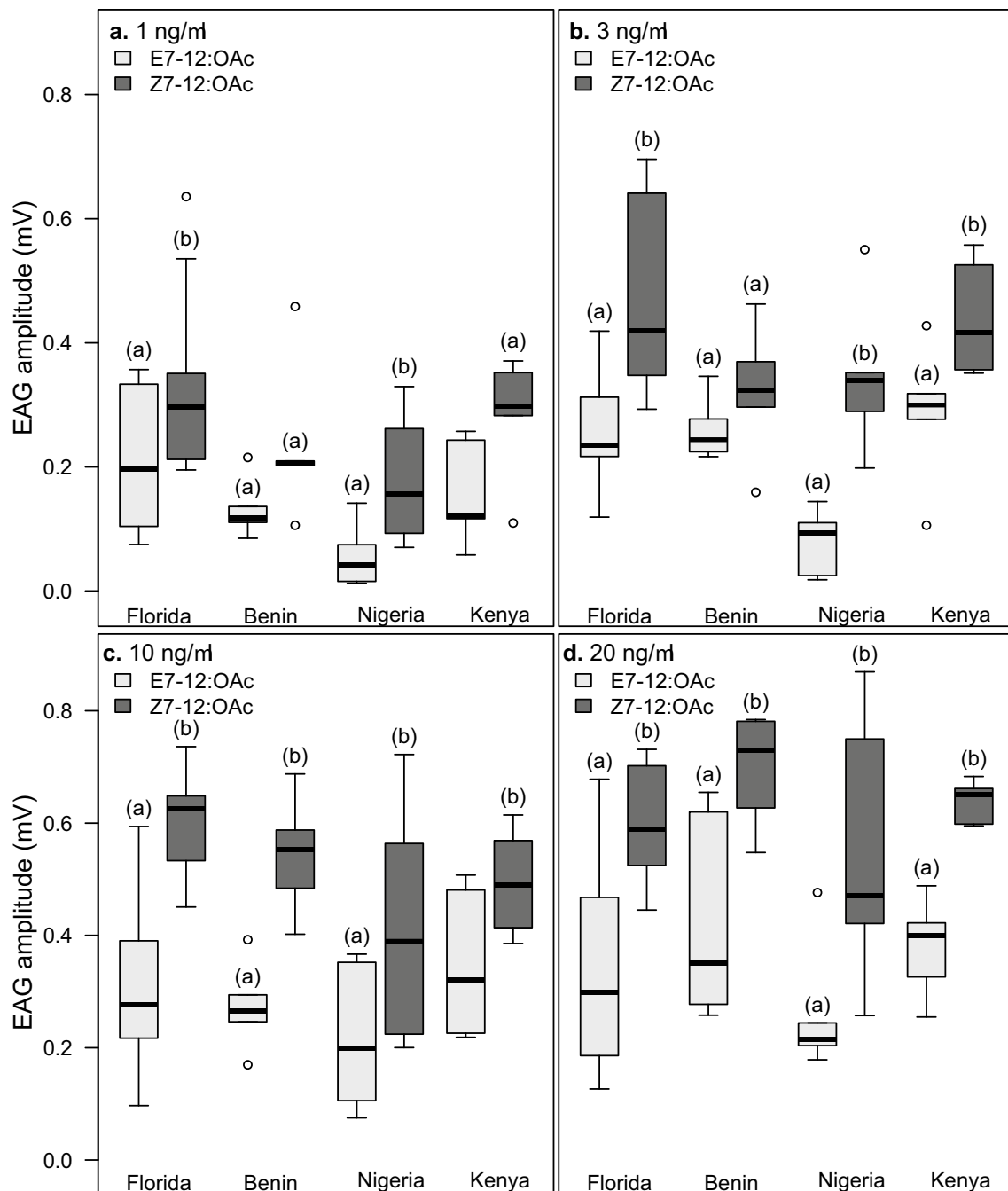


Fig. 2 Responses of *Spodoptera frugiperda* males to Z7-12:OAc and E7-12:OAc at different doses. Boxes represent the lower and upper quartiles of responses to Z7-12:OAc and E7-12:OAc. Whiskers on boxes show the minimum and maximum values, excluding outliers

($n = 10$ in Florida, except in Z7-12:OAc at 1 ng/ μ l (where $n = 9$); $n = 5$ in Benin, Nigeria and Kenya); significant differences within regions are indicated by different letters, $P < 0.05$

Possibly, adding Z9-12:OAc to the sex pheromone blend will increase male attraction in Africa.

A generally low EAG amplitude was observed in response to Z11-16:OAc in all the regions tested, which is consistent with previous findings (Malo et al. 2004; Unbehend et al. 2013; Jiang et al. 2022). Z11-16:OAc does not seem to

be a sex pheromone component in the American population (Unbehend et al. 2014) and therefore may not increase male attraction in the African population either (Tepa-Yotto et al. 2022). Moreover, the addition of Z11-16:OAc to lures caused large numbers of bycatches of non-target moths, particularly *Mythimna loreyi* (Duponchel) in West Africa

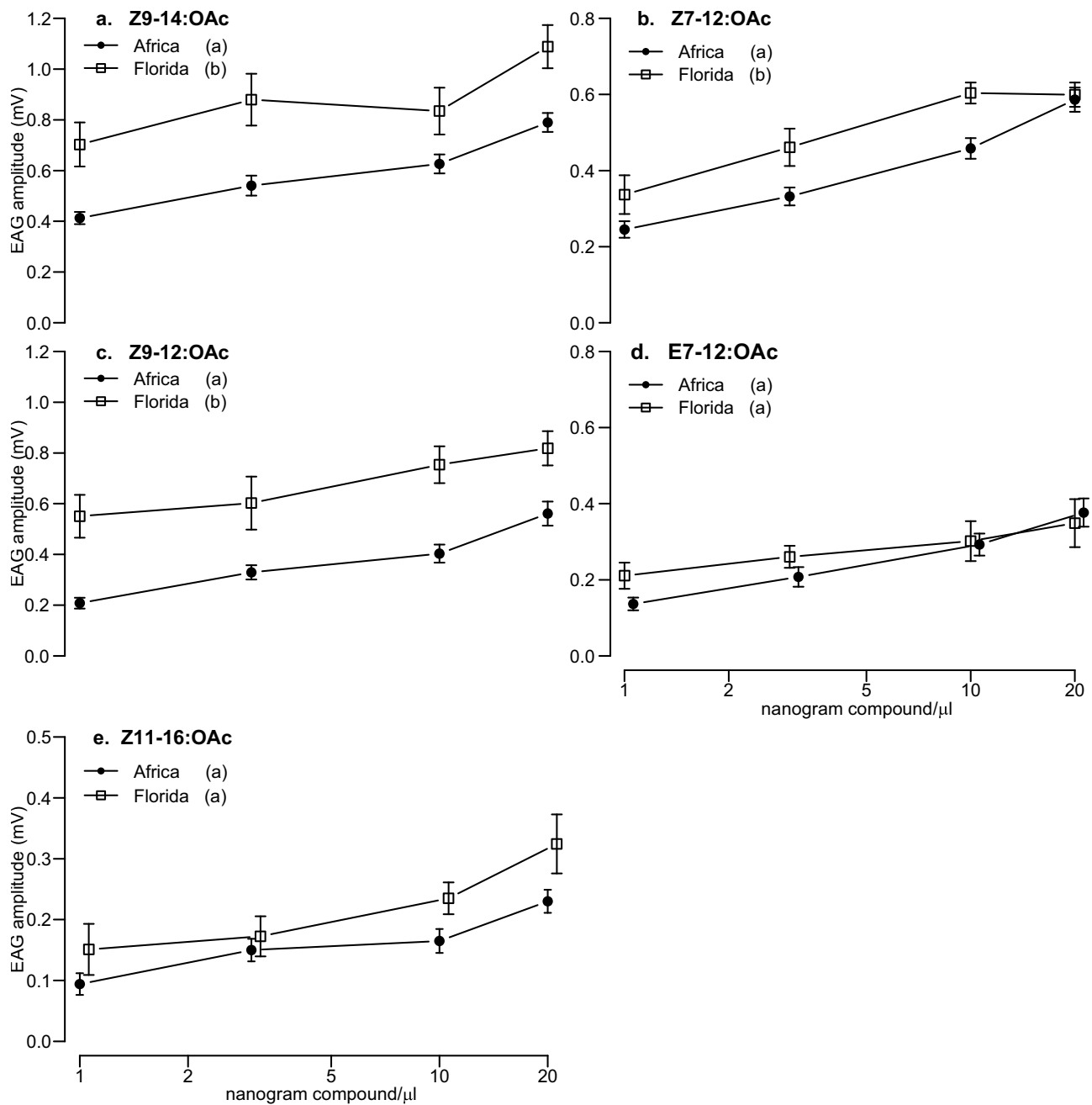


Fig. 3 The electroantennography (EAG) dose-response curves of the antennae of *Spodoptera frugiperda* males from combined Africa. Male responses to (a) Z9-14:OAc (b) Z7-12:OAc (c) Z9-12:OAc (d) E7-12:OAc and (e) Z11-16:OAc. Error bars indicate mean (\pm SEM)

of EAG amplitudes (mV) ($n=25$ in Africa, except in Z7-12:OAc at 1 ng/ μ l (where $n=24$); $n=10$ in Florida (except in Z7-12:OAc and Z9-12:OAc at 1 ng/ μ l, where $n=9$); significant differences within continents are indicated by different letters, $P<0.05$)

(Meagher et al. 2019; Tabata et al. 2022), indicating that *S. frugiperda* lures in Africa should be developed without Z11-16:OAc.

Variation in Response to E7-12:OAc and Z7-12:OAc

We found interesting variations in male responses to the two isomeric compounds, Z7-12:OAc and E7-12:OAc

across the concentrations tested. Overall, all *S. frugiperda* males showed higher EAG responses to Z7-12:OAc than to its isomer, E7-12:OAc. So far, E7-12:OAc has been reported only within the female glands of Brazilian *S. frugiperda* populations (Batista-Pereira et al. 2006) and more interestingly, was behaviorally active on males from that region (Batista-Pereira et al. 2006; Cruz-Esteban et al. 2018). Whether E7-12:OAc is absent in female glands in

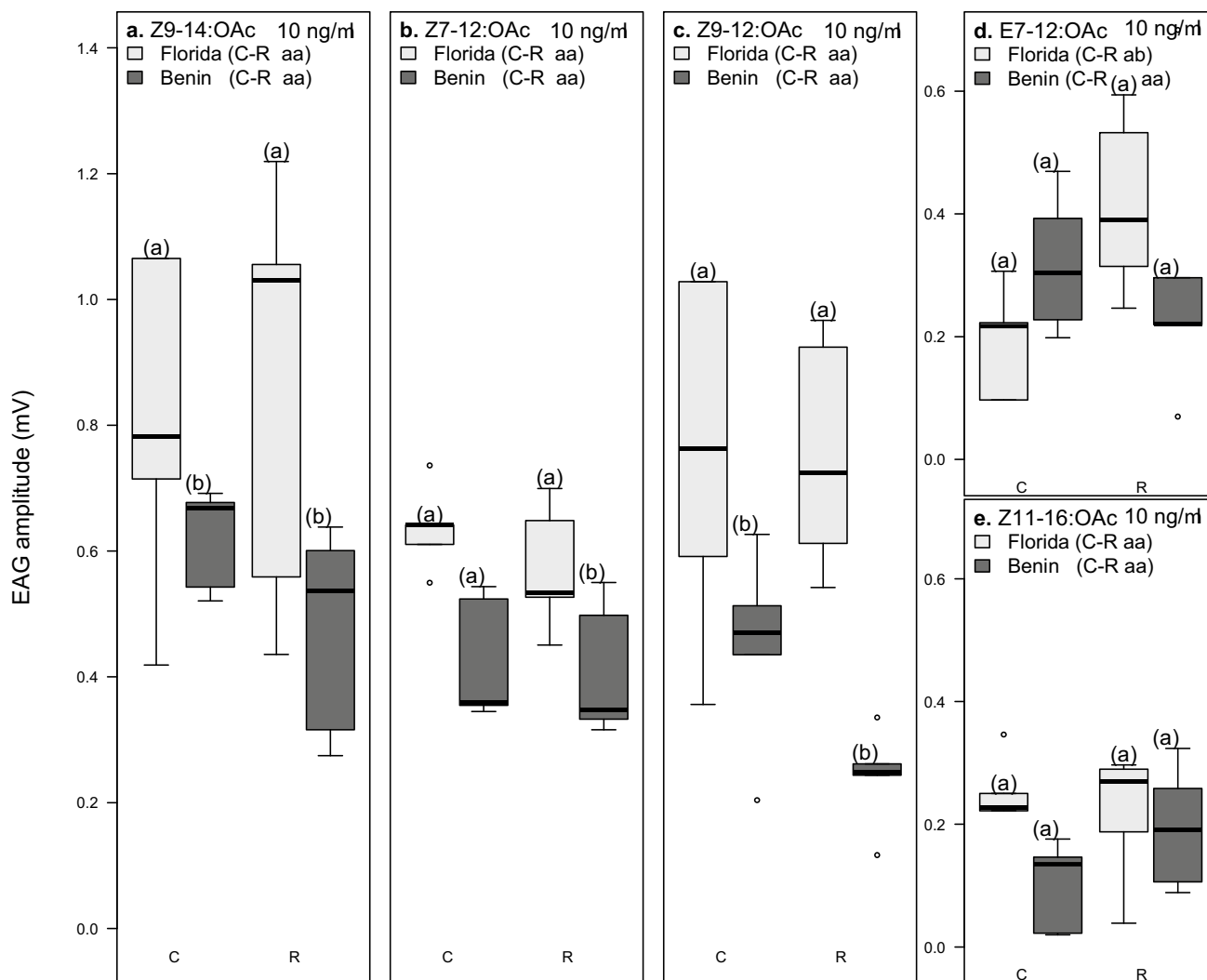


Fig. 4 Responses of *Spodoptera frugiperda* Florida and Benin C- and R-type males to different doses of sex pheromone compounds. Boxes represent the lower and upper quartiles of responses to (a) Z9-14:OAc (b) Z7-12:OAc (c) Z9-12:OAc (d) E7-12:OAc and (e)

Z11-16:OAc. Whiskers on boxes indicate the minimum and maximum values, excluding outliers ($n=5$); significant differences within groups are indicated by different letters, $P < 0.05$

African or other American regions is mostly still unclear, as is the male response in other regions. Unbehend et al. (2014) did find that (C)-type males from Peru are only attracted to a blend containing Z7-12:OAc, but not to a blend with E7-12:OAc, while males in North Carolina did not differentiate between the two isomers. As chromatographic separation of the two isomers is difficult, it is possible that this compound has remained undetected in other studies. However, the lower EAG responses of the males to E7-12:OAc than Z7-12:OAc from all four regions suggests that the latter may be more important than the former in male attraction in all regions.

Variation in Response Between Africa and Florida

Our finding that *S. frugiperda* males from Benin, Kenya and Nigeria showed similar EAD responses to all pheromone compounds, is comparable to the reports of Haeniger et al. (2020) where Benin and Nigerian *S. frugiperda* males exhibited similar EAG amplitudes to the five known sex pheromone synthetic compounds. These results suggest that *S. frugiperda* males may not show geographic variation within the Africa continent. However, geographic variation between continents seems to occur, as we found intercontinental differences in the male responses towards

Z9-14:OAc, Z7-12:OAc and Z9-12:OAc, probably due to the lower genetic variability among the African *S. frugiperda* than those of Florida.

Variation in Inter-type and Intra-type Geographic Males

Interestingly, when comparing the mitotypes, we found that Florida (C)- and (R)-type males differed significantly in their response to E7-12:OAc and not any other pheromone compounds. The fact that there was no type-specific differential response to all but one pheromone compound in Florida males, and no type-specific differential response to any pheromone compound in Benin males suggests that males of both mitotypes have similar response range and are not differentiated with respect to antennal response at the doses tested. Field trapping experiments with Florida population also showed that both strains were similarly attracted to pheromone lures (Unbehend et al. 2013, 2014; Kenis et al. 2023). Also in Kenya, both corn and rice mitotypes were equally attracted to the different commercial pheromone lures when tested in replicated field trials (Sisay et al. 2024).

In conclusion, we found that electrophysiological responses of *Spodoptera frugiperda* males to sex pheromone compounds differ between Florida and Africa population, but responses do not differ within the African continent. These results suggest that pheromone lures may have to be adjusted for monitoring of *Spodoptera frugiperda* in Africa compared to America, but do not have to be adjusted for specific regions within the African continent. Our results also indicate that within the Africa region, mitotype differences do not seem to occur, at least in terms of physiological responses, which makes it less likely that one of the mitotypes will not be detected. As current commercial lures are not working optimally (Meagher et al. 2019; Tapa-Yotto et al. 2022), we do recommend to specify lure compositions towards blends that mimic the female sex pheromone composition of *S. frugiperda* in Africa.

Supplementary Information The online version contains supplementary material available at <https://doi.org/10.1007/s10886-024-01479-w>.

Acknowledgements The authors thank Dr Sabine Haenniger for donating larvae from the Florida *S. frugiperda* colonies, Dr Olajumoke Alabi for her assistance in collecting Nigerian specimens. We are deeply grateful to Dr Georg Goergen and Dr Sevgan Subramanian for facilitating Benin and Kenyan *S. frugiperda* colonies, respectively, Eileen Bader for rearing the insects at UvA, and Betsie Voetdijk and Peter Kuperus for their help in molecular analysis. We also thank Dr Jacques Deere and Ahmed G. Hussain for their help in data analysis.

Author Contributions MDA, RAHvS, PR and ATG planned, conceived and prepared the study. MDA and PR did electrophysiology and analysed data. All authors wrote and edited the manuscript and approved the final version of the manuscript.

Funding This work was supported by a grant from the Tertiary Education Trust Fund of the University of Ibadan, Nigeria to MDA, and by a grant provided by Simonis BV to ATG and RAHvS, and by the University of Amsterdam, The Netherlands.

Data Availability Data supporting the findings of this study will be made available on request.

Declarations

Competing Interests The authors declare no competing interests.

Open Access This article is licensed under a Creative Commons Attribution 4.0 International License, which permits use, sharing, adaptation, distribution and reproduction in any medium or format, as long as you give appropriate credit to the original author(s) and the source, provide a link to the Creative Commons licence, and indicate if changes were made. The images or other third party material in this article are included in the article's Creative Commons licence, unless indicated otherwise in a credit line to the material. If material is not included in the article's Creative Commons licence and your intended use is not permitted by statutory regulation or exceeds the permitted use, you will need to obtain permission directly from the copyright holder. To view a copy of this licence, visit <http://creativecommons.org/licenses/by/4.0/>.

References

- Abrahams P, Beale T, Cock M, Corniani N, Day R, Godwin J, Murphy S, Richard G, Vos J (2017) Fall armyworm status. Impacts and control options in Africa: preliminary evidence note. <https://www.cabi.org/Uploads/isc/Dfid%20Faw%20Inception%20Report04may2017final.pdf>. Accessed 9 Oct 2023
- Akeme CN, Ngosong C, Sumbele SA et al (2021) Different controlling methods of fall armyworm (*Spodoptera frugiperda*) in maize farms of small-scale producers in Cameroon. IOP Conf Ser Earth Environ Sci 911:012053. <https://doi.org/10.1088/1755-1315/911/1/012053>
- Andrade R, Rodriguez C, Oehlschlager AC (2000) Optimization of a pheromone lure for *Spodoptera frugiperda* (Smith) in Central America. J BrazChemSoc 11:609–613
- Badu-Apraku B, Fakorede MAB (2017) Advances in Genetic Enhancement of Early and Extra-Early Maize for Sub-Saharan Africa. Springer International Publishing, Switzerland, pp 100–145
- Batista-Pereira LG, Stein K, de Paula AF, Moreira JA, Cruz I et al (2006) Isolation, identification, synthesis, and field evaluation of the sex pheromone of the Brazilian population of *Spodoptera frugiperda*. J Chem Ecol 32:1085–1099
- Baudron F, Zaman-Allah MA, Chaipa I et al (2019) Understanding the factors influencing fall armyworm (*Spodoptera frugiperda* J.E. Smith) damage in African smallholder maize fields and quantifying its impact on yield. A case study in Eastern Zimbabwe. Crop Prot 120:141–150. <https://doi.org/10.1016/j.cropro.2019.01.028>
- Bhusal K, Bhattarai K (2019) A review on fall armyworm (*Spodoptera frugiperda*) and its possible management options in Nepal. J Entomol Zool Stud 7:1289–1292
- Chimweta M, Nyakudya IW, Jimu L, Bray Mashingaidze A (2020) Fall armyworm (*Spodoptera frugiperda* (JE Smith)) damage in maize: management options for flood-recession cropping smallholder farmers. Int J Pest Manag 66:142–154
- Cock MJW, Beseh PK, Buddie AG et al (2017) Molecular methods to detect *Spodoptera frugiperda* in Ghana, and implications for monitoring the spread of invasive species in developing countries. Sci Rep 7:4103. <https://doi.org/10.1038/s41598-017-04238-y>

- Cruz-Esteban S, Rojas J, Sánchez-Guillén D et al (2018) Geographic variation in pheromone component ratios and antennal responses, but not in attraction, to sex pheromones among corn-strain fall armyworm populations from Mexico. *J Pest Sci* 91:1–11 <https://doi.org/10.1007/s10340-018-0967-z>
- Cruz-Esteban S, Hernández-Ledesma P, Malo EA, Rojas JC (2020) Pheromonal baits for the capture of *Spodoptera frugiperda* (J. E. Smith) (Lepidoptera: Noctuidae) in maize crops adjacent to strawberry crops. *Acta Zool Mex* 36:1–15
- Day R, Abrahams P, Bateman M, Beale T, Clotey V, Cock M, Witt A et al (2017) Fall armyworm: impacts and implications for Africa. *Outlooks Pest Manag* 28:196–201
- Desneux N, Decourtye A, Delpuech J-M (2007) The Sublethal effects of pesticides on beneficial arthropods. *Annu Rev Entomol* 52:81–106. <https://doi.org/10.1146/annurev.ento.52.110405.091440>
- FAO (2019) Fall armyworm early action policy guide. Rome, Italy: FAO. <http://www.fao.org/fall-armyworm/en/>. Accessed 20 Nov 2023
- Fleischer SJ, Harding CL, Blom PE, White J, Grehan J (2005) *Spodoptera frugiperda* pheromone lures to avoid nontarget captures of *Leucania phragmatidicola*. *J Econ Entomol* 98:66–71
- Gilioli G, Sperandio G, Simonetto A et al (2023) Assessing the risk of establishment and transient populations of *Spodoptera frugiperda* in Europe. *J Pest Sci* 96:1523–1537. <https://doi.org/10.1007/s10340-022-01517-0>
- Goergen G, Lava Kumar P, Sankung SB, Togola A, Tamò M (2016) First report of outbreaks of the fall armyworm *Spodoptera frugiperda* (J E Smith) (Lepidoptera, Noctuidae), a new alien invasive pest in West and central Africa. *PLoS One* 11(10):e0165632. <https://doi.org/10.1371/journal.pone.0165632>
- Gouin A, Bretaudeau A, Nam K et al (2017) Two genomes of highly polyphagous lepidopteran pests (*Spodoptera frugiperda*, Noctuidae) with different host-plant ranges. *Sci Rep* 7:11816. <https://doi.org/10.1038/s41598-017-10461-4>
- Groot AT, Dekker T, Heckel DG (2016a) The genetic basis of pheromone evolution in moths. *Annu Rev Entomol* 61:99–117
- Groot AT, Marr M, Heckel DG, Schöfl G (2010) The roles and interactions of reproductive isolation mechanisms in fall armyworm (Lepidoptera: Noctuidae) host strains. *Ecol Entomol* 35:105–118. <https://doi.org/10.1111/j.1365-2311.2009.01138>
- Groot AT, Marr M, Schofl G, Lorenz S, Svatos A, Heckel DG (2008) Host strain specific sex pheromone variation in *Spodoptera frugiperda*. *Front Zool* 5:20–45
- Groot AT, Unbehend M, Hänniger S, Juárez ML, Kost S, Heckel DG (2016) Evolution of reproductive isolation of *Spodoptera frugiperda*. In: Allison J, Cardé J (eds) Sexual communication in moths. Univ Calif Press, pp 291–300
- Gui F, Lan T, Zhao Y, Guo W, Dong Y et al (2020) Genomic and transcriptomic analysis unveils population evolution and development of pesticide resistance in fall armyworm *Spodoptera frugiperda*. *Protein Cell* 13:513–531
- Haenniger S, Goergen G, Akinbuluma MD et al (2020) Sexual communication of *Spodoptera frugiperda* from West Africa: Adaptation of an invasive species and implications for pest management. *Sci Rep* 10:2892. <https://doi.org/10.1038/s41598-020-59708-7>
- Harrison R, Banda J, Chipabika G et al (2022) Low Impact of Fall Armyworm (*Spodoptera frugiperda* Smith) (Lepidoptera: Noctuidae) Across Smallholder Fields in Malawi and Zambia. *J Econ Entomol* 115:1783–1789. <https://doi.org/10.1093/jee/toac113>
- IPPC Secretariat (2021) Prevention, preparedness and response guidelines for *Spodoptera frugiperda*. FAO on behalf of the secretariat of the international plant protection convention, Rome, Italy. <https://doi.org/10.4060/cb5880en>. Accessed 19 Nov 2023
- Jiang NJ, Mo BT, Guo H et al (2022) Revisiting the sex pheromone of the fall armyworm *Spodoptera frugiperda*, a new invasive pest in South China. *Insect Sci* 29:865–878. <https://doi.org/10.1111/1744-7917.12956>
- Juárez ML, Schofl G, Vera MT, Vilardi JC, Murua MG, Willink E, Hanniger S, Heckel DG, Groot AT (2014) Population structure of *Spodoptera frugiperda* maize and rice host forms in South America: are they host strains? *Entomol Exp Appl* 152:182–199
- Kassie M, Wossen T, De Groot H et al (2020) Economic impacts of fall armyworm and its management strategies: evidence from southern Ethiopia. *Eur Rev Agric Econ* 47:1473–1501. <https://doi.org/10.1093/erae/jbz048>
- Kenis M, Benelli G, Biondi A et al (2023) Invasiveness, biology, ecology, and management of the fall armyworm, *Spodoptera frugiperda*. *Entomol Gen* 43:187–241. <https://doi.org/10.1127/entomologia/2022/1659>
- Koffi D, Agboka K, Adjevi AKM, Assogba K, Fening KO, Osaie M, Aboagye E, Meagher RL, Nagoshi RN (2021) Trapping *Spodoptera frugiperda* (Lepidoptera: Noctuidae) moths in different crop habitats in Togo and Ghana. *J Econ Entomol* 114:1138–1144. <https://doi.org/10.1093/jee/toab048>
- Lassance JM (2010) Journey in the *Ostrinia* world: from pest to model in chemical ecology. *J ChemEcol* 36:1155–1169
- Lenth R (2023) *emmeans*: estimated marginal means, aka least-squares means. R package version 1.8.5, <https://CRAN.R-project.org/package=emmeans>. Accessed 27 Nov 2023
- Lima ER, Mcneil JN (2009) Female sex pheromones in the host races and hybrids of the fall armyworm, *Spodoptera frugiperda* (Lepidoptera: Noctuidae). *Chemoecology* 19:29–36
- Lindstrom MJ, Bates DM (1988) Newton-Raphson and EM algorithms for linear mixed-effects models for repeated-measures data. *J Am Stat Assoc* 83:1014–1022
- Lu Y, Adang MJ (1996) Distinguishing fall armyworm (Lepidoptera: Noctuidae) strains using a diagnostic mitochondrial DNA marker. *FlaEntomol* 79:48–55. <https://doi.org/10.2307/3495753>
- Malo EA, Castrejón-Gómez VR, Cruz-López L, Rojas JC (2004) Antennal sensilla and electrophysiological response of male and female *Spodoptera frugiperda* (Lepidoptera: Noctuidae) to conspecific sex pheromone and plant odors. *Ann Entomol Soc Am* 97:1273–1284
- Matova PM, Kamutando CN, Magorokosho C et al (2020) Fall-armyworm invasion, control practices and resistance breeding in Sub-Saharan Africa. *Crop Sci* 60:2951–2970. <https://doi.org/10.1002/csc2.20317>
- Meagher RL Jr, Agboka K, Tounou AK, Koffi D, Agbevohia KA et al (2019) Comparison of pheromone trap design and lures for *Spodoptera frugiperda* in Togo and genetic characterization of moths caught. *Entomol Exp Appl* 167:507–516
- Meagher RL, Nagoshi RN (2010) Identification of fall armyworm (Lepidoptera: Noctuidae) host strains based on male-derived spermatophores. *Fla Entomol* 93:191–197
- Meagher RL, Nagoshi RN (2013) Attraction of fall armyworm males (Lepidoptera: Noctuidae) to host strain females. *Environ Entomol* 42:751–757. <https://doi.org/10.1603/EN13007>
- Mitchell ER, Tumlinson JH, McNeil JN (1985) Field evaluation of commercial pheromone formulations and traps using a more effective sex pheromone blend for the fall armyworm (Lepidoptera, Noctuidae). *J Econ Entomol* 78:1364–1369. <https://doi.org/10.1093/jee/78.6.1364>
- Montezano DG, Specht A, Sosa-Gómez DR, Roque-Specht VF, Sousa-Silva JC, Paula-Moraes SV, Peterson JA, Hunt T (2018) Host Plants of *Spodoptera frugiperda* (Lepidoptera: Noctuidae) in the Americas. *Afr Entomol* 26:286–300. <https://doi.org/10.4001/003.026.0286>
- Nagoshi RN (2010) The fall armyworm triose phosphate isomerase (Tpi) gene as a marker of strain identity and interstrain mating. *Ann Entomol Soc Am* 103:283–292

- Nagoshi RN, Dhanani I, Asokan R, Mahadevaswamy HM, Kalleshwaraswamy CM et al (2019a) Genetic characterization of fall armyworm infesting South Africa and India indicate recent introduction from a common source population. *PLoS ONE* 14(e0236759):84
- Nagoshi RN, Goergen G, Du Plessis H, van den Berg J, Meagher R (2019b) Genetic comparisons of fall armyworm populations from 11 countries spanning sub-Saharan Africa provide insights in to strain composition and migratory behaviors. *Sci Rep* 9. <https://doi.org/10.1038/s41598-019-44744-9>
- Nagoshi RN et al (2018) Analysis of strain distribution, migratory potential, and invasion history of fall armyworm populations in northern Sub-Saharan Africa. *Sci Rep*. <https://doi.org/10.1038/s41598-018-21954-1>
- Nagoshi RN, Goergen G, Koffi D et al (2022) Genetic studies of fall armyworm indicate a new introduction into Africa and identify limits to its migratory behavior. *Sci Rep* 12:1941. <https://doi.org/10.1038/s41598-022-05781-z>
- Nagoshi RN, Htain NN, Boughton D, Zhang L, Xiao Y, Nagoshi BY, Mota-Sanchez D (2020) Southeastern Asia fall armyworms are closely related to populations in Africa and India, consistent with common origin and recent migration. *Sci Rep* 10:1421. <https://doi.org/10.1038/s41598-020-58249-3>
- Nagoshi RN, Koffi D, Agboka K, Tounou KA, Banerjee R et al (2017) Comparative molecular analyses of invasive fall armyworm in Togo reveal strong similarities to populations from the eastern United States and the Greater Antilles. *PLoS ONE* 12(e0181982):88
- Nagoshi RN, Meagher R (2003) Fall armyworm FR sequences map to sex chromosomes and their distribution in the wild indicate limitations in interstrain mating. *Insect Mol Biol* 12:453–458
- Nagoshi RN, Meagher R (2022) The *Spodoptera frugiperda* host strains: what they are and why they matter for understanding and controlling this global agricultural pest. *J Econ Entomol* 12:1729–1743. <https://doi.org/10.1093/jee/toac050>
- Nagoshi RN, Meagher RL, Nuessly G, Hall DG (2006a) Effects of fall armyworm (Lepidoptera: Noctuidae) interstrain mating in wild populations. *Environ Entomol* 35:561–668
- Nagoshi RN, Meagher RL, Adamczyk JJ Jr, Braman SK, Brandenburg RL, Nuessly G (2006b) New restriction fragment length polymorphisms in the cytochrome oxidase I gene facilitate host strain identification of fall armyworm (Lepidoptera: Noctuidae) populations in the Southeastern United States. *J Econ Entomol* 99:671–677. <https://doi.org/10.1093/jee/99.3.671>
- Pardey PG, Andrade RS, Hurley TM et al (2016) Returns to food and agricultural R&D investments in Sub-Saharan Africa, 1975–2014. *Food Policy* 65:1–8. <https://doi.org/10.1016/j.foodpol.2016.09.009>
- Pashley DP, Hammond AM, Hardy TN (1992) Reproductive isolating mechanisms in fall armyworm host strains (Lepidoptera, Noctuidae). *Ann Entomol Soc Am* 84:400–405. <https://doi.org/10.1093/aesa/85.4.400>
- Paudel Timilsena B, Niassy S, Kimathi E et al (2022) Potential distribution of fall armyworm in Africa and beyond, considering climate change and irrigation patterns. *Sci Rep* 12:539. <https://doi.org/10.1038/s41598-021-04369-3>
- Pinheiro J, Bates D, R Core Team (2022) `nlme: Linear and nonlinear mixed effects models`. R package version 3.1–157, <https://CRAN.R-project.org/package=nlme>. <https://doi.org/10.1007/b98882>. Accessed 27 Nov 2023
- Prasanna BM, Huesing JE, Eddy R, Peschke VM (eds) (2018) *Fall Armyworm in Africa: a guide for integrated pest management*, First Edition. CIMMYT, El Batán, Mexico State, Mexico
- R Core Team (2022) R: a language and environment for statistical computing. R Foundation for Statistical Computing, Vienna, Austria. <https://www.R-project.org/>. Accessed 27 Nov 2023
- Régis Ahissou B, Mathieu Sawadogo W, H. Bokonon-Ganta A et al (2021) Integrated pest management options for the fall armyworm *Spodoptera frugiperda* in West Africa: Challenges and opportunities. A review. *BASE*. <https://doi.org/10.25518/1780-4507.19125>
- Rwomushana I, Bateman M, Beale T, Beseh P, Cameron K, Chiluba M, Clotney V, Davis T, Day R, Early R et al (2018) Fall armyworm: impacts and implications for Africa. CABI. <https://www.invasive-species.org/wp-content/uploads/sites/2/2019/02/FAW-Evidence-Note-October-2018.pdf>. Accessed 29 Jan 2024
- Sakamoto Y, Ishiguro M, Kitagawa G (1986) Akaike Information Criterion Statistics. D. Reidel Publishing Company
- Saveer AM, Hatano E, Wada-Katsumata A et al (2023) Nonanal, a new fall armyworm sex pheromone component, significantly increases the efficacy of pheromone lures. *Pest Manag Sci* 79:2831–2839. <https://doi.org/10.1002/ps.7460>
- Searle SR, Speed FM, Milliken G (1980) Population marginal means in the linear model: an alternative to least squares means. *Am Stat* 34:216–221. <https://doi.org/10.1080/00031305.1980.10483031>
- Sharanabasappa D, Kalleshwaraswamy CM, Maruthi MS, Pavithra HB (2018) Biology of invasive fall army worm *Spodoptera frugiperda* (J.E. Smith) (Lepidoptera: Noctuidae) on maize. *Ind J Entomol* 80:540. <https://doi.org/10.5958/0974-8172.2018.00238.9>
- Sisay B, Subramanian S, Weldon CW et al (2024) Evaluation of pheromone lures, trap designs and placement heights for monitoring the fall armyworm, *Spodoptera frugiperda* (Lepidoptera: Noctuidae) in maize fields of Kenya. *Crop Prot* 176:106523. <https://doi.org/10.1016/j.cropro.2023.106523>
- Sun X, Hu C, Jia H et al (2021) Case study on the first immigration of fall armyworm, *Spodoptera frugiperda* invading into China. *J Integr Agric* 20:664–672. [https://doi.org/10.1016/S2095-3119\(19\)62839-X](https://doi.org/10.1016/S2095-3119(19)62839-X)
- Tabata J, Nakano R, Yasui H et al (2022) Sex pheromone of the fall armyworm, *Spodoptera frugiperda*: identification of a trace component that enhances attractiveness and specificity. *Entomol Exp Appl*. <https://doi.org/10.1111/eea.13287>
- Tay WT, Meagher RL, Czepak C, Groot AT (2023) *Spodoptera frugiperda*: ecology, evolution, and management options of an invasive species. *Annu Rev Entomol* 68:299–317. <https://doi.org/10.1146/annurev-ento-120220-102548>
- Tay WT RR, Padovan A WT, Elfekih S et al (2022) Global population genomic signature of fall armyworm supports complex introduction events across the Old World. *Commun Biol* 5:297. <https://doi.org/10.1038/s42003-022-03230-1>
- Tepa-Yotto GT, Meagher RL, Winsou JK et al (2022) Monitoring *Spodoptera frugiperda* in Benin: assessing the influence of trap type, pheromone blends, and habitat on pheromone trapping. *Fla Entomol* 105. <https://doi.org/10.1653/024.105.0111>
- Tumlinson JH, Mitchell ER, Teal PEA, Heath RR, Mengelkoch LJ (1986) Sex pheromone of fall armyworm, *Spodoptera frugiperda* (J.E. Smith) identification of components critical to attraction in the field. *J Chem Ecol* 12:1909–1926
- Unbehend M, Haenniger S, Meagher RL, Heckel DG, Groot AT (2013) Pheromonal divergence between two strains of *Spodoptera frugiperda*. *J Chem Ecol* 39:364–376
- Unbehend M, Haenniger S, Vasquez GM et al (2014) Geographic variation in sexual attraction of *spodopterafrugiperda* corn- and rice-strain males to pheromone lures. *PLoS ONE* 9:e89255. <https://doi.org/10.1371/journal.pone.0089255>
- VIB (2017) Maize in Africa. International Plant Biotechnology Outreach. <https://doi.org/10.1088/0305-4470/31/34/016>
- Westbrook JK, Nagoshi RN, Meagher RL et al (2016) Modeling seasonal migration of fall armyworm moths. *Int J Biometeorol* 60:255–267. <https://doi.org/10.1007/s00484-015-1022-x>
- Yainna S, Nègre N, Silvie PJ, Brévault T, Tay WT et al (2021) Geographic monitoring of insecticide resistance mutations in native and invasive populations of the fall armyworm. *Insects* 12:468