

Appendix

Table A1: Data overview, number of articles collected

Election dates	Time period of data collection	Irish Times	The Guardian	Le Monde	De Volkskrant	Gazeta Wyborcza	Der Standard	La Stampa	Total
10–13 June 1999	13 May – 27 June 1999	942	517	947	300	--	--	556	3262
10–13 June 2004	13 May – 27 June 2004	1112	469	1084	350	1289	--	730	5034
4–7 June 2009	7 May – 21 June 2009	842	881	837	376	460	763	352	4511
22–25 May 2014	24 April – 8 June 2014	799	1013	1025	436	189	393	394	4249
23–26 May 2019	25 April – 9 June 2019	725	1149	592	326	549	624	402	4367
Total		4420	4029	4485	1788	2487	1780	2434	21423

Note: The selection exclude articles with more than 10,000 words, duplicates and predominantly non-text articles following the same procedure as in Gattermann (2018).

Table A2: Number of elected MEPs who directly took up their seat, per election (considered in this study)

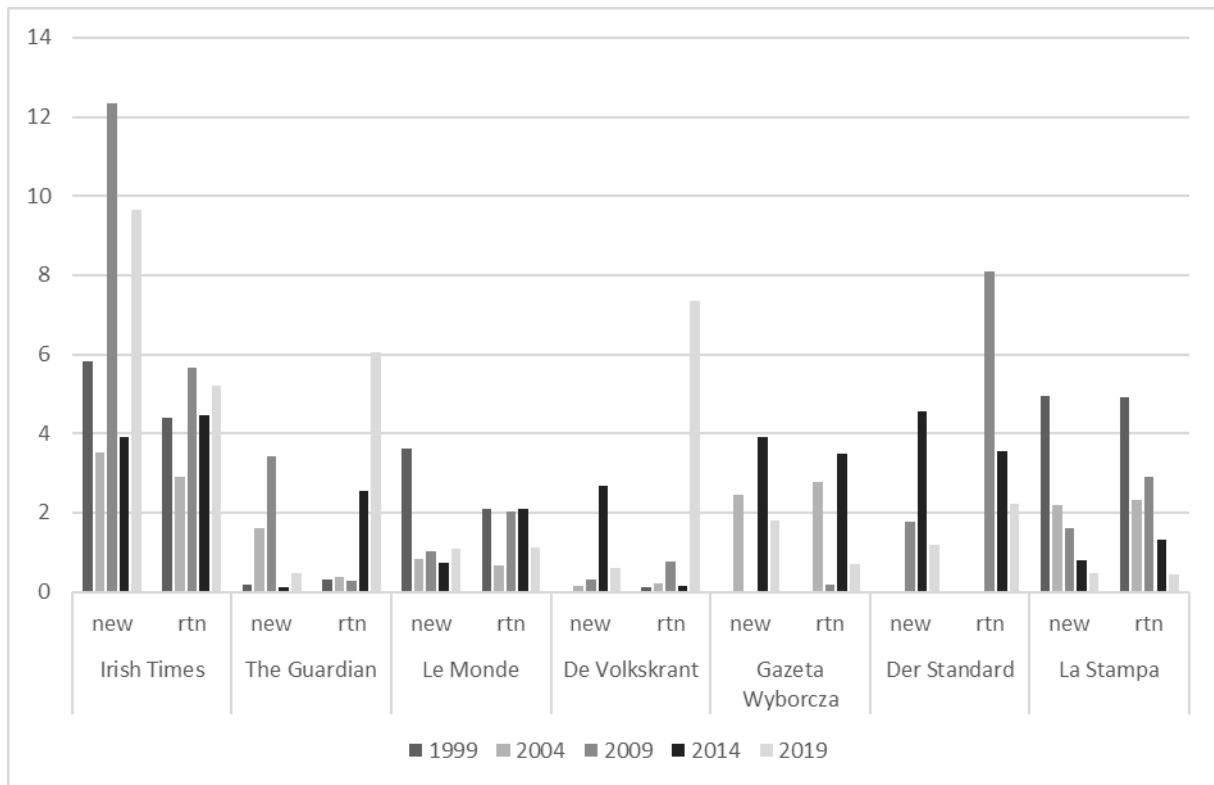
Election year	Ireland	UK (England)	France	Netherlands	Poland	Austria	Italy	Total
1999	15	71	87	31	--	--	87	291
2004	13	64	75	27	54	--	78	311
2009	12	59	69	25	50	17	72	304
2014	11	60	71	26	51	18	73	310
2019	11	60	74	26	51	18	73	313

Note: The numbers exclude French overseas MEPs and disregard ex-post modifications due to the Lisbon Treaty or Brexit during the subsequent term.

Table A3: Overview of *Spitzenkandidaten*

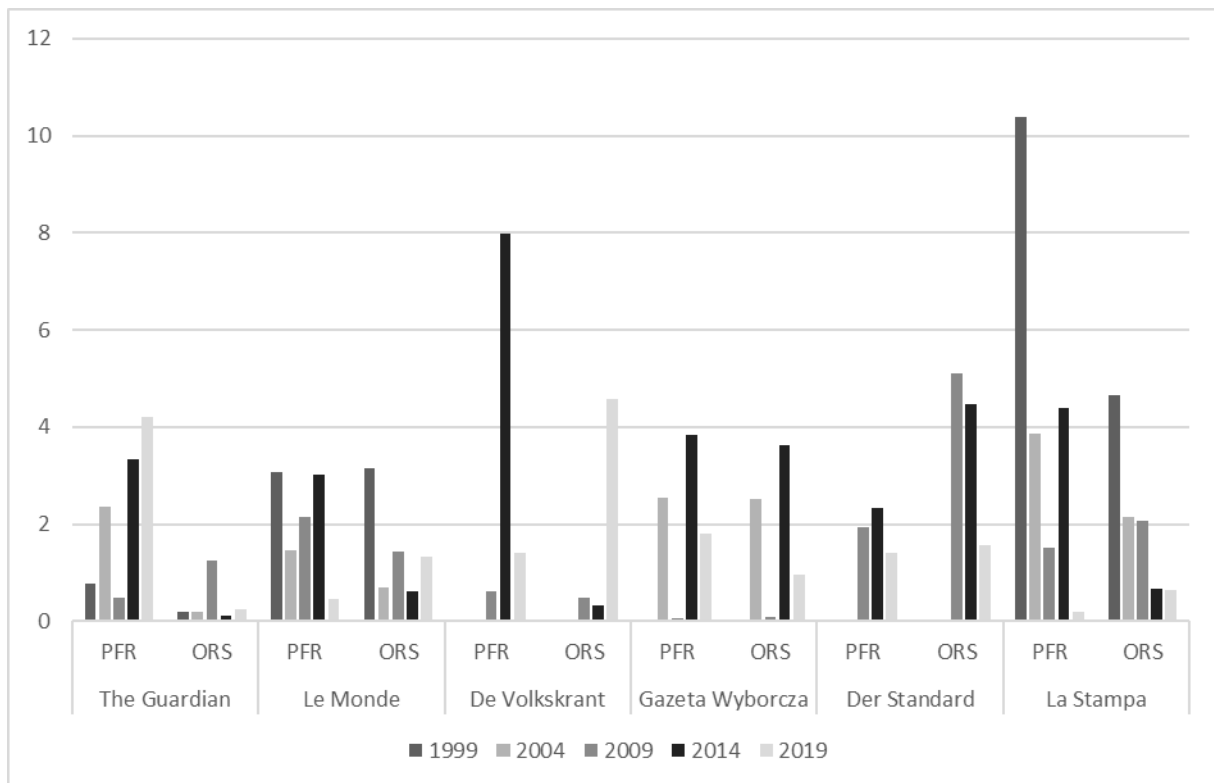
Party family	2014	2019
EPP	Jean-Claude Juncker (LU)	Manfred Weber (DE)
PES	Martin Schulz (DE)	Frans Timmermans (NL)
ALDE	Guy Verhofstadt (BE)	Guy Verhofstadt (BE) and Margrethe Vestager (DK)
		<i>The following were not considered above: Emma Bonino (IT), Nicola Beer (DE), Violeta Bulc (SI), Katalin Cseh (HU), Luis Garicano (ES)</i>
Greens/EFA	Ska Keller (DE), José Bové (FR)	Ska Keller (DE), Bas Eickhout (NL)
GUE/NGL	Alexis Tsipras (GR)	Violeta Tomić (SI), Nico Cué (BE)
ERC	--	Jan Zahradil (CZ)

Figure A1: Average number of references to new vs. returning MEPs (post-election)



Note: Returning MEPs were in office at the end of the previous legislative term.

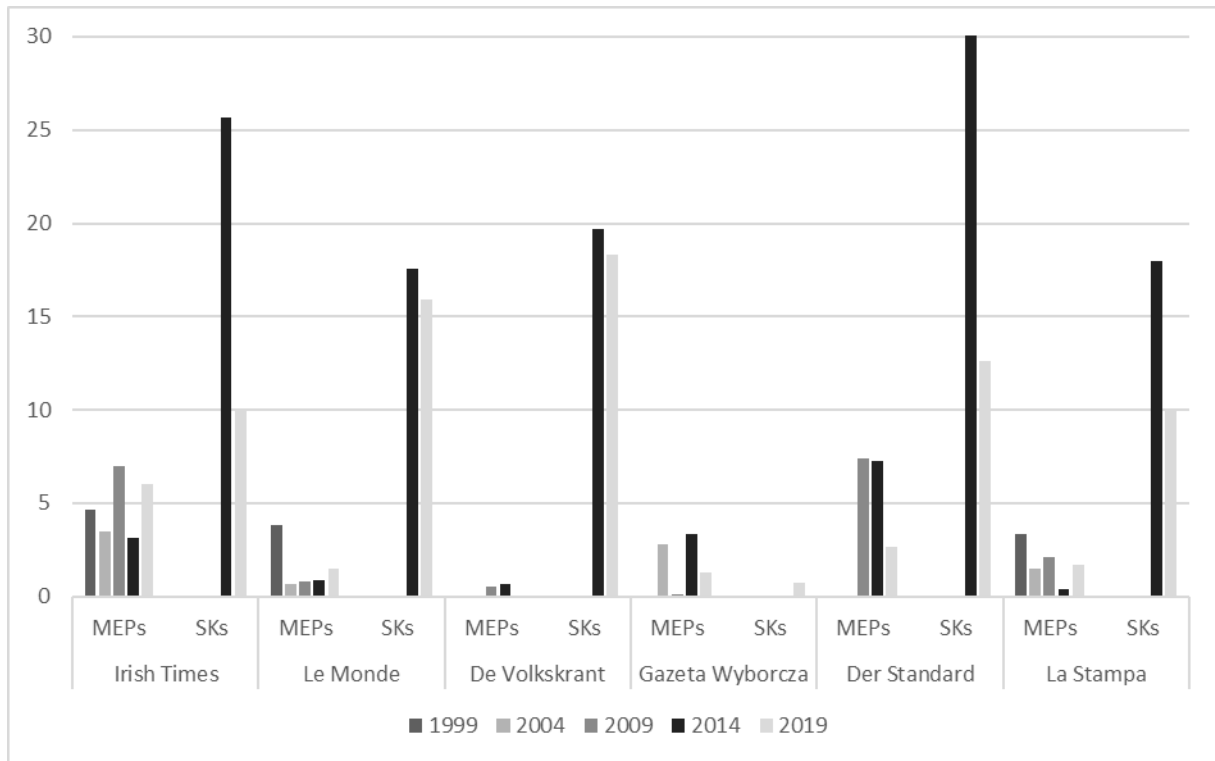
Figure A2: Average number of references to populist far-right vs. other MEPs (post-election)



Note: PFR=populist far-right, ORS=other MEPs; there are no PFR parties in Ireland. PFRs considered: UK

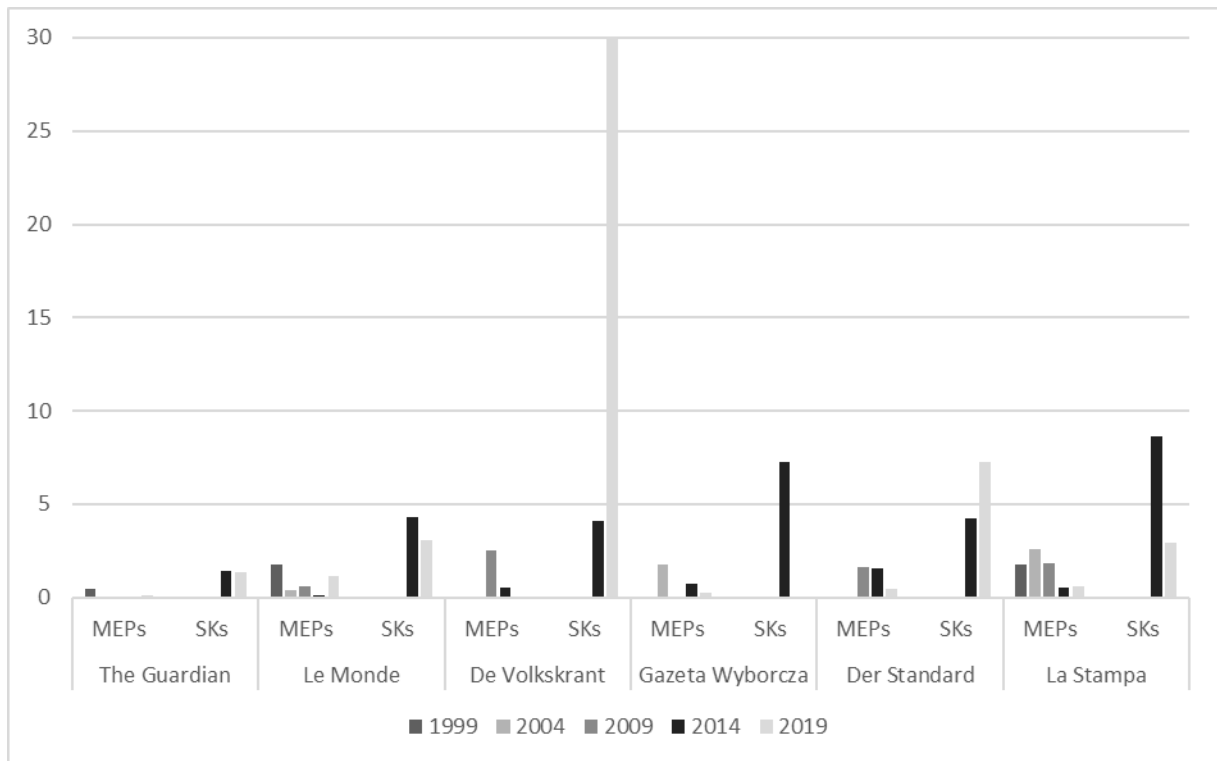
Independence Party/Brexit Party (England); National Front/National Rally (FR); Freedom Party, Forum for Democracy (NL); Freedom Party of Austria; Northern League, Brothers of Italy.

Figure A3: Average number of references to EPP MEPs and *Spitzenkandidaten* (post-election)



Note: The British Conservatives left the EPP in 2009 and are thus excluded. The *Spitzenkandidat* value is 64.41 for *Der Standard* in 2014.

Figure A4: Average number of references to S&D/PES MEPs and *Spitzenkandidaten* (post-election)



Note: Irish Labour MEPs have not been elected after 2009 and are thus excluded. The *Spitzenkandidat* value is 92.96 for *De Volkskrant* in 2019. Timmermans was excluded in the calculations of the Dutch S&D delegation.