



UvA-DARE (Digital Academic Repository)

Search for top squarks in final states with one isolated lepton, jets, and missing transverse momentum in $\sqrt{s} = 13$ TeV pp collisions with the ATLAS detector

Aaboud, M.; ATLAS Collaboration

DOI

[10.1103/PhysRevD.94.052009](https://doi.org/10.1103/PhysRevD.94.052009)

Publication date

2016

Document Version

Final published version

Published in

Physical Review D - Particles, Fields, Gravitation and Cosmology

License

CC BY

[Link to publication](#)

Citation for published version (APA):

Aaboud, M., & ATLAS Collaboration (2016). Search for top squarks in final states with one isolated lepton, jets, and missing transverse momentum in $\sqrt{s} = 13$ TeV pp collisions with the ATLAS detector. *Physical Review D - Particles, Fields, Gravitation and Cosmology*, 94(5), [052009]. <https://doi.org/10.1103/PhysRevD.94.052009>

General rights

It is not permitted to download or to forward/distribute the text or part of it without the consent of the author(s) and/or copyright holder(s), other than for strictly personal, individual use, unless the work is under an open content license (like Creative Commons).

Disclaimer/Complaints regulations

If you believe that digital publication of certain material infringes any of your rights or (privacy) interests, please let the Library know, stating your reasons. In case of a legitimate complaint, the Library will make the material inaccessible and/or remove it from the website. Please Ask the Library: <https://uba.uva.nl/en/contact>, or a letter to: Library of the University of Amsterdam, Secretariat, Singel 425, 1012 WP Amsterdam, The Netherlands. You will be contacted as soon as possible.

UvA-DARE is a service provided by the library of the University of Amsterdam (<https://dare.uva.nl>)

Search for top squarks in final states with one isolated lepton, jets, and missing transverse momentum in $\sqrt{s} = 13$ TeV pp collisions with the ATLAS detector

M. Aaboud *et al.**

(ATLAS Collaboration)

(Received 14 June 2016; published 19 September 2016)

The results of a search for the top squark, the supersymmetric partner of the top quark, in final states with one isolated electron or muon, jets, and missing transverse momentum are reported. The search uses the 2015 LHC pp collision data at a center-of-mass energy of $\sqrt{s} = 13$ TeV recorded by the ATLAS detector and corresponding to an integrated luminosity of 3.2 fb^{-1} . The analysis targets two types of signal models: gluino-mediated pair production of top squarks with a nearly mass-degenerate top squark and neutralino and direct pair production of top squarks, decaying to the top quark and the lightest neutralino. The experimental signature in both signal scenarios is similar to that of a top quark pair produced in association with large missing transverse momentum. No significant excess over the Standard Model background prediction is observed, and exclusion limits on gluino and top squark masses are set at 95% confidence level. The results extend the LHC run-1 exclusion limit on the gluino mass up to 1460 GeV in the gluino-mediated scenario in the high gluino and low top squark mass region and add an excluded top squark mass region from 745 to 780 GeV for the direct top squark model with a massless lightest neutralino. The results are also reinterpreted to set exclusion limits in a model of vectorlike top quarks.

DOI: [10.1103/PhysRevD.94.052009](https://doi.org/10.1103/PhysRevD.94.052009)

I. INTRODUCTION

Supersymmetry (SUSY) [1–6] is a natural solution [7,8] to the hierarchy problem [9–12]. The top squark (\tilde{t}), which is the superpartner of the top quark, is expected to be relatively light due to its large contribution to the Higgs boson mass radiative corrections [13,14]. For reasons such as gauge unification [15] and the two-loop radiative corrections to the Higgs boson mass [16,17], one may also expect a TeV mass scale for the gluino (\tilde{g}), the superpartner of the gluon. A common theoretical strategy for avoiding strong constraints from the nonobservation of proton decay [18] is to introduce a multiplicative quantum number called R parity. If R parity is conserved [19], SUSY particles are produced in pairs and the lightest supersymmetric particle (LSP) is stable. This analysis follows the typical assumption that the lightest neutralino¹ ($\tilde{\chi}_1^0$) is the LSP. Since the $\tilde{\chi}_1^0$ interacts only weakly, it can serve as a candidate for dark matter [20,21].

This paper presents a search targeting the lighter top squark² (\tilde{t}_1) in two scenarios: gluino-mediated pair production of the \tilde{t}_1 with a small \tilde{t}_1 -LSP mass splitting and direct pair production of the \tilde{t}_1 , both illustrated by the diagrams in Fig. 1. The former scenario refers to pair production of gluinos, each decaying to the top quark and the \tilde{t}_1 . In this scenario, the mass difference between the gluino and the \tilde{t}_1 is assumed to be well above the top quark mass, while the mass difference between the \tilde{t}_1 and the LSP is assumed to be significantly smaller than the W boson mass. As a result, the visible \tilde{t}_1 decay products have low momentum, typically below the reconstruction and identification thresholds. This scenario is motivated by the dark matter relic density, which is generally too large in the Minimal Supersymmetric Standard Model [22,23] but can be regulated by coannihilation of the top squark and the neutralino [24]. In the second scenario, the two directly produced \tilde{t}_1 are each assumed to decay to the top quark and the LSP. This model is interesting as it is independent of the gluino mass, which is more weakly constrained by naturalness arguments than the top squark mass.

Experimentally, the final states of the two scenarios are similar [25], and the detector signature consists of the decay

*Full author list given at the end of the article.

Published by the American Physical Society under the terms of the [Creative Commons Attribution 3.0 License](https://creativecommons.org/licenses/by/3.0/). Further distribution of this work must maintain attribution to the author(s) and the published article's title, journal citation, and DOI.

¹The charginos $\tilde{\chi}_{1,2}^\pm$ and neutralinos $\tilde{\chi}_{1,2,3,4}^0$ are the mass eigenstates formed from the linear superposition of the charged and neutral SUSY partners of the Higgs and electroweak gauge bosons (higgsinos, winos and binos).

²The superpartners of the left- and right-handed top quarks, \tilde{t}_L and \tilde{t}_R , mix to form the two mass eigenstates \tilde{t}_1 and \tilde{t}_2 , where \tilde{t}_1 is the lighter one.

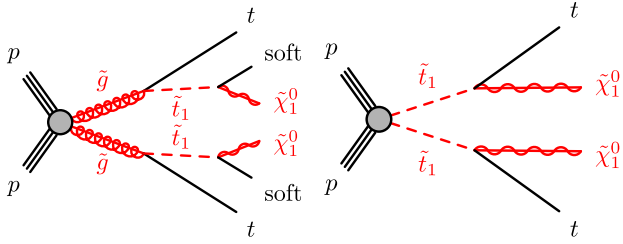


FIG. 1. Diagrams illustrating the two considered signal scenarios. Left: Gluino-mediated top squark pair production, where each top squark decays to a low momentum (“soft”) charm quark and the lightest neutralino. Right: Top squark pair production, where each top squark decays to the top quark and the lightest neutralino ($\tilde{\chi}_1^0$). For simplicity, no distinction is made between particles and antiparticles.

products of a pair of top quarks³ and large missing transverse momentum (\vec{p}_T^{miss} , where the magnitude is referred to as E_T^{miss}) from the two LSPs: $t\bar{t} + E_T^{\text{miss}}$. The main difference between the two scenarios is that the production cross section for gluino pairs is about a factor 50 higher than for \tilde{t}_1 pairs of the same mass due to the additional spin and color states. The results are also reinterpreted in a model of strong-interaction direct pair production of vectorlike top quarks T (referred to as VLQ) [26–28], for which the decay mode $T \rightarrow tZ$ with $Z \rightarrow \nu\bar{\nu}$ has a signature similar to that of direct top squark pair production with $\tilde{t}_1 \rightarrow t\tilde{\chi}_1^0$.

The analysis presented here—which is based on previous ATLAS searches for the same signature [29,30]—targets the one-lepton final state where the W boson from one of the top quarks decays to an electron or muon (either directly or via a τ lepton) and the W boson from the other top quark decays hadronically. The dominant Standard Model (SM) background processes are the production of $t\bar{t}$; the associated production of a top quark and a W boson (single top Wt); $t\bar{t} + Z(\rightarrow \nu\bar{\nu})$; and the associated production of W bosons and jets ($W + \text{jets}$). The search uses the ATLAS data collected in proton-proton (pp) collisions in 2015 corresponding to an integrated luminosity of 3.2 fb^{-1} at a center-of-mass energy of $\sqrt{s} = 13 \text{ TeV}$. The ATLAS run-1 searches for gluino-mediated top squark production and direct top squark pair production are summarized in Refs. [31,32], respectively. Run-1 searches for VLQ production can be found in Refs. [33–35]. The CMS Collaboration has performed similar searches for gluino-mediated top squark production [36], direct top squark pair production [37–42], and VLQ production [43].

This document is organized as follows. The ATLAS detector, data set, and trigger are described in Sec. II, and

³Due to the Majorana nature of the gluino, in the gluino-mediated model, each of the two “visible” top quarks can independently be a top or an antitop quark. Hereafter, the term $t\bar{t}$ can be taken to refer to any combination of t and \bar{t} .

the corresponding set of simulations are detailed in Sec. III. Section IV presents the reconstruction and selection of physics objects and the construction of discriminating variables. These variables are used in Sec. V to construct the signal event selections. The background estimation procedure (Sec. VI) and systematic uncertainties (Sec. VII) are described before the results are presented in Sec. VIII. Section IX contains concluding remarks.

II. ATLAS DETECTOR AND DATA SET

The ATLAS detector [44] is a multipurpose particle physics detector with nearly 4π coverage in solid angle around the collision point.⁴ It consists of an inner tracking detector (ID), surrounded by a superconducting solenoid providing a 2 T axial magnetic field, a system of calorimeters, and a muon spectrometer (MS) incorporating three large superconducting toroid magnets. The ID provides charged-particle tracking in the range $|\eta| < 2.5$ using three technologies: silicon pixel and silicon microstrip tracking detectors and a transition radiation tracker. During the LHC shutdown between run 1 and run 2, a new innermost layer of silicon pixels was added, which improves the track impact parameter resolution and vertex position resolution [45]. High-granularity electromagnetic and hadronic calorimeters cover the region $|\eta| < 4.9$. The central hadronic calorimeter is a sampling calorimeter with scintillator tiles as the active medium and steel absorbers. All the electromagnetic calorimeters, as well as the end cap and forward hadronic calorimeters, are sampling calorimeters with liquid argon as the active medium and lead, copper, or tungsten absorber. The MS consists of three layers of high-precision tracking chambers with coverage up to $|\eta| = 2.7$ and dedicated chambers for triggering in the region $|\eta| < 2.4$. Events are selected by a two-level trigger system: the first level is a hardware-based system and the second is a software-based system.

The 2015 LHC collision data used in this analysis have a mean number of additional pp interactions per bunch crossing (pileup) of approximately 14 and a bunch spacing of 25 ns. Following requirements based on beam and detector conditions and data quality, the data set corresponds to an integrated luminosity of 3.2 fb^{-1} with an associated uncertainty of 5%. The uncertainty is derived following the same methodology as that detailed in Ref. [46]. Events used for this search were recorded using a trigger logic that accepts events with E_T^{miss} , calibrated to

⁴ATLAS uses a right-handed coordinate system with its origin at the nominal interaction point (IP) in the center of the detector and the z axis along the beam pipe. The x axis points from the IP to the center of the LHC ring, and the y axis points upwards. Cylindrical coordinates (r, ϕ) are used in the transverse plane, ϕ being the azimuthal angle around the z axis. The pseudorapidity is defined in terms of the polar angle θ as $\eta = -\ln \tan(\theta/2)$. Angular distance is measured in units of $\Delta R \equiv \sqrt{(\Delta\eta)^2 + (\Delta\phi)^2}$.

TABLE I. Overview of the nominal simulated samples.

Process	ME generator	ME PDF	PS and hadronization	UE tune	Cross-section order
$t\bar{t}$	POWHEG-BOX v2	CT10	PYTHIA 6	P2012	NNLO + NNLL [75–80]
Single top	POWHEG-BOX	CT10	PYTHIA 6	P2012	NNLO + NNLL [81–83]
W/Z + jets	SHERPA 2.1.1	CT10	SHERPA	Default	NNLO [84]
Diboson	SHERPA 2.1.1	CT10	SHERPA	Default	NLO
$t\bar{t} + W/Z$	MG5_AMC 2.2.2	NNPDF2.3	PYTHIA 8	A14	NLO [47]
$t\bar{t} + \gamma$	MG5_AMC 2.2.3	CTEQ6L1	PYTHIA 8	A14	NLO [47]
SUSY signal	MG5_AMC 2.2.2	NNPDF2.3	PYTHIA 8	A14	NLO + NLL [85]
VLQ signal	PROTOS v2.2	NNPDF2.3	PYTHIA 8	A14	NNLO + NNLL [75–80]

the electromagnetic scale, above 70 GeV. The trigger is more than 95% efficient for events passing an offline-computed $E_T^{\text{miss}} > 200$ GeV requirement and is > 99% efficient for events passing all signal selections. An additional data sample used to estimate one of the background processes was recorded with a trigger requiring a photon with transverse momentum $p_T > 120$ GeV, which is > 99% efficient for the offline photon selection described in Sec. IV.

III. MONTE CARLO SIMULATIONS

Samples of Monte Carlo (MC) simulated events are used for the description of the background and to model the SUSY signals. Several matrix element (ME) generators are combined with parton shower (PS) and hadronization generators. Signal SUSY samples are generated at leading order (LO) with MG5_AMC v2.2 [47] while VLQ signal samples are generated at LO with PROTOS v2.2 [48,49]. All signal samples are interfaced with PYTHIA 8.186 [50]. Background samples use one of three setups:

- (i) MG5_AMC v2.2 interfaced with PYTHIA 8 or HERWIG++ using the CKKW-L [51] or the MC@NLO method for matching a LO or next-to-leading-order (NLO) ME to the PS, respectively.
- (ii) POWHEG-BOX [52–56] interfaced to PYTHIA 6 [57] or HERWIG++ using the POWHEG method [58,59] for matching the NLO ME to the PS.
- (iii) SHERPA 2.1.1 [60] using Comix [61] and OpenLoops [62] ME generators interfaced with the SHERPA parton shower [63].

The CT10 [64] NLO parton distribution function (PDF) set is used for ME calculations with SHERPA and POWHEG-BOX and the NNPDF2.3 [65] PDF set is used for samples generated with MG5_AMC, except for the NLO samples, which use either CT10 or NNPDF3.0 [66]. The CTEQ6L1 [67] LO PDF set along with the P2012 [68] set of underlying-event tuned parameters (UE tune) is used for PYTHIA 6; the NNPDF2.3 LO PDF set and the A14 UE tune [69] is used for PYTHIA 8; and the CT10 PDF set with the default UE tune provided by the authors of SHERPA is used for the SHERPA samples. The samples produced with

MG5_AMC, POWHEG-BOX, and PROTOS all use EVTGEN v1.2.0 [70] for the modeling of b -hadron decays. The simulation setup is summarized in Table I and more details can be found in Refs. [71–74] for $t\bar{t}$ and single top, W/Z + jets, dibosons, and $t\bar{t} + W/Z$, respectively. Additional samples aside from those shown in Table I are used to assess theoretical modeling uncertainties and are discussed in Sec. VII.

In the gluino-mediated production the top squark is assumed to decay via $\tilde{t}_1 \rightarrow c + \tilde{\chi}_1^0$ with a 100% branching ratio and with a default mass splitting $m_{\tilde{t}_1} - m_{\tilde{\chi}_1^0} = 5$ GeV. Alternative samples with larger mass splitting and/or replacing the two-body top squark decay by a four-body top squark decay $\tilde{t}_1 \rightarrow bff'\tilde{\chi}_1^0$, where ff' is a fermion-antifermion pair, are produced for additional studies. The gluinos and top squarks are assumed to decay promptly. In the direct top squark pair production samples, the \tilde{t}_1 is chosen to be mostly the partner of the right-handed top quark⁵ and the $\tilde{\chi}_1^0$ to be a pure bino. This choice is consistent with a large branching ratio for the given \tilde{t}_1 decay. Different hypotheses for the left-right mixing in the top squark sector and the nature of the neutralino lead to different acceptance values. The acceptance is affected because the polarization of the top quark changes as a function of the field content of the supersymmetric particles, which impacts the boost of the lepton in the top quark decay. Signal grids are generated for both the gluino and direct top squark pair production models. The spacing between grid points in the gluino-top squark and top squark-neutralino mass planes vary between 25 and 100 GeV.

All the MC samples are normalized to the highest-order (in α_S) cross section available, as indicated in the last column of Table I. The cross sections for the pair and single

⁵The \tilde{t}_R component is given by the off-diagonal entry of the top squark mixing matrix. The \tilde{t}_1 decays in the direct top squark pair production samples are performed by PYTHIA and produce unpolarized top quarks. The events are reweighted to obtain a top squark mixing equivalent to a matrix with on-diagonal entries of approximately 0.55 and off-diagonal entries of approximately ± 0.83 . The event weights depend on the angular distributions of the top decay products [86].

production of top quarks as well as for the signal processes also include resummation of soft gluon emission to next-to-next-to-leading-logarithmic (NNLL) and next-to-leading-logarithmic (NLL) accuracy, respectively. As is described in Sec. VI A 3, it is important that the simulated $t\bar{t} + \gamma$ and $t\bar{t} + Z$ events are as similar as possible. Therefore, a small 4% correction is applied to the $t\bar{t} + \gamma$ cross section to account for a different PDF set, factorization and renormalization scale, and number of partons from the matrix element.⁶ The same NLO QCD K factor is then applied to the $t\bar{t} + \gamma$ process as is used for the $t\bar{t} + Z(\rightarrow \nu\bar{\nu})$ process [47]. This choice is motivated by the similarity of QCD calculations for the two processes as well as empirical studies of the ratio of K factors computed as a function of the boson p_T . Further information about the K factor and its uncertainty is given in Sec. VII. The cross sections for the $t\bar{t}$, W + jets, and Wt processes are used for cross-checks and optimization studies, while for the final results these processes are normalized to data in control regions.

All background samples, except for the $t\bar{t} + \gamma$ sample, are processed with the full simulation of the ATLAS detector [88] based on GEANT 4 [89]. The signal samples and the $t\bar{t} + \gamma$ sample are processed with a fast simulation [90] of the ATLAS detector with parameterized showers in the calorimeters. All samples are produced with varying numbers of simulated minimum-bias interactions generated with PYTHIA 8 overlaid on the hard-scattering event to account for pileup from multiple pp interactions in the same or nearby bunch crossings. The average number of interactions per bunch crossing is reweighted to match the distribution in data. Furthermore, the simulated samples are reweighted to account for small differences in the efficiencies of physics-object reconstruction and identification with respect to those measured in data.

IV. EVENT RECONSTRUCTION AND SELECTION

All events must satisfy a series of quality criteria before being considered for further use. The reconstructed primary vertex with the highest $\sum_{\text{tracks}} p_T^2$ must have at least two associated tracks. In this analysis, physics objects are labeled as either *baseline* or *signal* depending on various quality and kinematic requirements, where the latter label describes a tighter selection of the former. Baseline objects are used to distinguish between the physics objects in the event and to compute the missing transverse momentum. Baseline leptons (electrons and muons) are also used to apply a second-lepton veto to suppress dilepton $t\bar{t}$ and Wt events.

⁶The $t\bar{t} + \gamma$ sample uses a fixed factorization and renormalization scale of $2 \times m_{\text{top}}$ with no extra partons in the ME. The $t\bar{t} + Z$ sample uses the default $\sum m_T$ scale and is generated with up to two partons. The top decay is performed in MG5_AMC for $t\bar{t} + \gamma$ to account for hard photon radiation from the top decay products, which is an $\sim 15\%$ effect for $p_T^\gamma \sim 120$ GeV [87].

Electron candidates are reconstructed from electromagnetic calorimeter cell clusters that are matched to ID tracks. Baseline electrons are required to have $p_T > 7$ GeV, $|\eta| < 2.47$, and satisfy “VeryLoose” likelihood identification criteria that are defined following the methodology described in Ref. [91]. Signal electrons must pass all baseline requirements and in addition have $p_T > 25$ GeV, satisfy the “Loose” likelihood identification criteria in Ref. [91], and have impact parameters with respect to the reconstructed primary vertex along the beam direction (z_0) and in the transverse plane (d_0) that satisfy $|z_0 \sin \theta| < 0.5$ mm and $|d_0|/\sigma_{d_0} < 5$, where σ_{d_0} is the uncertainty of d_0 . Furthermore, signal electrons must be isolated, where the criteria use track-based information to obtain a 99% efficiency that is independent of p_T , as derived from $Z \rightarrow \ell\ell$ MC samples and confirmed in data.

Muons are reconstructed from combined tracks that are formed from ID and MS tracks, ID tracks matched to MS track segments, standalone MS tracks, or ID tracks matched to an energy deposit in the calorimeter compatible with a minimum-ionizing particle (referred to as calo-tagged muon) [92]. Baseline muons are required to have $p_T > 6$ GeV, $|\eta| < 2.7$, and satisfy the “Loose” identification criteria described in Ref. [92]. Signal muons must pass all baseline requirements and in addition have $p_T > 25$ GeV, and have impact parameters $|z_0 \sin \theta| < 0.5$ mm and $|d_0|/\sigma_{d_0} < 3$. Furthermore, signal muons must be isolated according to isolation criteria similar to those used for signal electrons, yielding the same efficiency.

Photon identification is not used in the main event selection, and photons give rise to extra jet or electron candidates. Photons must be identified, however, for the $t\bar{t} + \gamma$ sample that is used in the data-driven estimation of the $t\bar{t} + Z$ background. In this case, photon candidates are reconstructed from calorimeter cell clusters and are required to satisfy the “Tight” identification criteria described in Ref. [93]. Furthermore, photons are required to have $p_T > 125$ GeV and $|\eta| < 2.37$, excluding the barrel-end cap calorimeter transition in the range $1.37 < |\eta| < 1.52$, so that the photon trigger is fully efficient. Photons must further satisfy isolation criteria based on both track and calorimeter information.

Jet candidates are built from topological clusters [94,95] in the calorimeters using the anti- k_t algorithm with a jet radius parameter $R = 0.4$ [96]. Jets are corrected for contamination from pileup using the jet area method [97–99] and then calibrated to account for the detector response [100,101]. Jets in data are further calibrated based on *in situ* measurements of the jet energy scale. Baseline jets are required to have $p_T > 20$ GeV. Signal jets must have $p_T > 25$ GeV and $|\eta| < 2.5$. Furthermore, signal jets with $p_T < 50$ GeV are required to satisfy criteria, implemented in the jet vertex tagger algorithm [99], designed to reject jets originating from pileup. Events containing a jet that does not pass specific jet quality requirements are vetoed from the analysis in order to

TABLE II. Overlap removal procedure. The first two rows list the types of overlapping objects: electrons (e), muons (μ), electron or muon (ℓ), jets (j), photons (γ), and hadronically decaying τ lepton (τ). All objects refer to the baseline definitions, except for γ and τ where no distinction between baseline and signal definition is made. The third row specifies when an object pair is considered as overlapping, the fourth row describes an optional condition, and the last row lists which label is given to the ambiguous object. More information is given in the text.

Object 1	e	e	μ	ℓ	γ	γ	τ
Object 2	μ	j	j	j	j	e	e
$\Delta R <$	0.01	0.2	0.2	$\min(0.4, 0.04 + \frac{10}{p_T^{\ell}/\text{GeV}})$	0.2	0.1	0.1
Condition	Calo-tagged μ	j not b -tagged	j not b -tagged and ($n_{\text{track}}^j < 3$ or $\frac{p_T^{\mu}}{p_T^j} > 0.7$)
Precedence	e	e	μ	j	γ	e	e

suppress detector noise and noncollision backgrounds [102,103]. Jets resulting from b quarks (called b jets) are identified using the MV2c20 b -tagging algorithm, which is based on quantities such as impact parameters of associated tracks and reconstructed secondary vertices [104–106]. This algorithm is used at a working point that provides on average 77% b -tagging efficiency per b jet in simulated $t\bar{t}$ events. The choice of working point was optimized for this analysis and corresponds to a rejection factor of about 140 for light-quark flavors and gluons and about 5 for charm jets. Jets and associated tracks are also used to identify hadronically decaying τ leptons using the “Loose” identification criteria described in Refs. [107,108], which have a 60% and 50% efficiency for reconstructing τ leptons decaying into one and three charged pions, respectively. These τ candidates are required to have one or three associated tracks, with total electric charge opposite to that of the selected electron or muon, $p_T > 20$ GeV, and $|\eta| < 2.5$. This τ candidate p_T requirement is applied after a dedicated energy calibration [108].

The missing transverse momentum is reconstructed from the negative vector sum of the transverse momenta of baseline electrons, muons, jets, and a *soft term* built from high-quality tracks that are associated with the primary vertex but not with the baseline physics objects [109,110]. For the event selections requiring photons, the calibrated photon is directly included in the E_T^{miss} calculation. In all other cases, photons and hadronically decaying τ leptons are not explicitly included but enter as jets or electrons or via the soft term.

To avoid labeling the same detector signature as more than one object, an overlap removal procedure is applied. The procedure is tailored for this analysis and optimized using simulation. Table II summarizes the procedure. Given a set of baseline objects, the procedure checks for overlap based on a minimal distance ΔR between pairs of objects. For example, if a baseline electron and a baseline jet are found with $\Delta R < 0.2$, then the electron is retained (as stated in the “Precedence” row) and the jet is discarded, unless the jet is b tagged (as stated in the “Condition” row) in which case the electron is assumed to stem from a heavy-flavor decay and is hence discarded while the jet is retained.

If the “ $\Delta R <$ ” requirement in Table II is not met, then both objects under consideration are kept. The order of steps in the procedure is given by the columns in Table II, which are executed from left to right. The second (e_j) and the third (μ_j) steps of the procedure ensure that leptons and jets have a minimum ΔR separation of 0.2. Therefore, the fourth step (ℓ_j) only has an effect for $\Delta R > 0.2$. The steps involving a photon are not applied in the main event selection but only for the event selection where photons are identified. For the remainder of the paper, all baseline and signal objects are those that have survived the overlap removal procedure.

Large-radius jets are clustered from all signal (small-radius $R = 0.4$) jets using the anti- k_t algorithm with $R = 1.0$ or 1.2. To reduce the impact of soft radiation and pileup, the large-radius jets are groomed using reclustered jet trimming, where constituents with p_T less than 5% of the ungroomed jet p_T are removed [111–114]. Electrons and muons are not included in the reclustering, since it was found that including them increases the background acceptance more than the signal efficiency. Large-radius jets are not used in the overlap removal procedure; however, the signal jets that enter the reclustering have passed the overlap removal procedure described above. The analysis uses a large-radius jet mass, where the squared mass is defined as the square of the four-vector sum of the constituent (small-radius) jets’ momenta.

All events are required to have $E_T^{\text{miss}} > 200$ GeV, exactly one signal lepton, and no additional baseline leptons, as well as at least four signal jets. In addition, the events must have a transverse mass⁷ of the signal lepton and the missing transverse momentum satisfying $m_T > 30$ GeV and have an azimuthal angle between each of the two leading jets and the missing transverse momentum of $|\Delta\phi(\text{jet}_i, \vec{p}_T^{\text{miss}})| > 0.4$ with $i \in \{1, 2\}$. The events must further pass an $H_{T,\text{sig}}^{\text{miss}} > 5$ requirement, where $H_{T,\text{sig}}^{\text{miss}} = (H_T^{\text{miss}} - 100\text{GeV})/\sigma_{H_T^{\text{miss}}}$. The variable H_T^{miss} is the magnitude of the negative

⁷The transverse mass m_T is defined as $m_T^2 = 2p_T^{\text{lep}}E_T^{\text{miss}}[1 - \cos(\Delta\phi)]$, where $\Delta\phi$ is the azimuthal angle between the lepton and the missing transverse momentum direction. The quantity p_T^{lep} is the transverse momentum of the charged lepton.

vector sum of the transverse momenta of signal jets and the signal lepton; the resolution $\sigma_{H_T^{\text{miss}}}$ is computed using the per-event jet energy resolution uncertainties (more details are given in Refs. [29,115]). The latter three event selection criteria for m_T , $|\Delta\phi(\text{jet}_i, \vec{p}_T^{\text{miss}})|$, and $H_{T,\text{sig}}^{\text{miss}}$ suppress multi-jet processes with misidentified or nonprompt leptons and mismeasured E_T^{miss} to a negligible level. With the above event selection, the dominant backgrounds are $t\bar{t}$ events with at least one leptonically decaying W boson and $W + \text{jets}$ production. A powerful technique for suppressing these background processes is to require m_T to be greater than the W boson mass. For example, an $m_T > 120$ GeV requirement removes more than 90% of $t\bar{t}$ and $W + \text{jets}$ events that pass the above event selection.

One of the dominant contributions to the residual background is from $t\bar{t}$ production where both W bosons decay leptonically or one W boson decays leptonically and the other via a hadronic τ decay. A series of additional variables, described in detail in Ref. [29], are used to discriminate between these backgrounds and the signal processes. The asymmetric m_{T2} (am_{T2}) [116–119] and m_{T2}^τ are both variants of the variable m_{T2} [120], a generalization of the transverse mass applied to signatures where two particles are not directly detected. Like the transverse mass, m_{T2} is the minimum mass consistent with the observed transverse momenta and is bounded by the parent particle mass for particular topologies. The am_{T2} variable targets dileptonic $t\bar{t}$ events where one lepton is not reconstructed. For these events, the am_{T2} distribution has a kinematic end point near the top quark mass. The m_{T2}^τ variable targets $t\bar{t}$ events where one of the two W bosons decays via a hadronically decaying τ lepton. In $t\bar{t}$ events where the hadronically decaying τ lepton is correctly identified, $m_{T2}^\tau \lesssim m_W$. Due to the extra missing momentum from neutralinos, signal events are characterized by large values of am_{T2} and m_{T2}^τ .

To further suppress dileptonic $t\bar{t}$ and other backgrounds, variables are constructed to tag the hadronic decays of top quarks. The m_{top}^χ variable is the invariant mass of the three jets in the event most compatible with the hadronic decay products of a top quark, where the three jets are selected by a χ^2 fit to the lepton+jets $t\bar{t}$ hypothesis, with one term for the mass of the hadronic W boson candidate and one term for the mass of the hadronic top quark candidate. The uncertainty on the multijet invariant masses is estimated from the jet-energy resolution. When the target top squark mass is large enough so that the resulting top quarks are significantly boosted in the lab frame, the mass of high p_T large-radius jets is a powerful tool that outperforms m_{top}^χ . Another kinematic variable that targets the dileptonic $t\bar{t}$ background is *topness* [121]. As with m_{top}^χ , topness is constructed by minimizing a χ^2 -type function. However, in contrast to m_{top}^χ , topness quantifies the kinematic compatibility with the dileptonic $t\bar{t}$ event topology where one lepton is not reconstructed. Low values of topness are

backgroundlike while high values of topness are kinematically less consistent with dilepton $t\bar{t}$ events.

An important change from the run-1 suite of tools is the treatment of hadronically decaying τ candidates in the m_{T2}^τ variable. To increase the efficiency and purity of selecting the τ lepton, a reconstructed hadronic τ candidate is used as one of the two visible objects in the m_{T2} calculation. Events are removed if one of the selected jets is additionally identified as a hadronic τ candidate, with a corresponding $m_{T2}^\tau < 80$ GeV. For an event selection with a $E_T^{\text{miss}} > 200$ GeV requirement, this hadronic τ veto removes approximately 40% of simulated $t\bar{t}$ events where one W boson decays leptonically and the other decays via a hadronically decaying τ lepton. For the considered signal models, the veto removes 1% of the events. The τ veto is applied in all following event selections except those defining the $t\bar{t} + Z$ control region (since the veto would remove only about 1% of the events in this region).

V. SIGNAL REGIONS

Three signal event selections (called signal regions, or SR1–3) are constructed using the set of discriminating variables described in Sec. IV. The three signal regions are optimized, before looking at the data, to maximize the discovery sensitivity using three benchmark signal models from the gluino-mediated top squark models, each representing a distinct phenomenology. The benchmark models are defined by $(\tilde{g}, \tilde{\chi}_1^0)$ masses of (1100, 800), (1250, 750), and (1400, 400) GeV for SR1, SR2, and SR3, respectively. The benchmark model for SR1 has a production cross section and kinematic properties similar to those of a direct top squark model with $(\tilde{t}_1, \tilde{\chi}_1^0)$ masses of about (600, 260) GeV, while the benchmark models for SR2 and SR3 cannot be directly mapped to have both the same cross sections and similar kinematic properties. As a consequence, SR2 and SR3 have reduced sensitivity to direct top squark models.

The three signal regions are characterized by increasing E_T^{miss} requirements. The SR1 benchmark has the softest E_T^{miss} spectrum and the momentum of the hadronically decaying top quark is typically not sufficient to capture all of the decay products inside a single large-radius jet. As a result, the top quark mass computed using the m_{top}^χ variable which is based on small-radius jets is useful for rejecting dileptonic $t\bar{t}$ and other background events without a top quark that has hadronic decay products. In contrast, the boost of the hadronically decaying top quarks in the SR2 and SR3 benchmarks is often sufficient to capture all decay products inside a single large-radius jet. The angular separation between the decay products scales with the inverse of the momentum. Therefore, the optimal large-radius jet cone size is found to be larger for SR2 ($R = 1.2$) than for SR3 ($R = 1.0$). Additional requirements on topness and am_{T2} further reduce the dileptonic $t\bar{t}$ background. Background events without a high- p_T top quark that decays leptonically are suppressed by using a requirement on the

TABLE III. Overview of the event selections for all SRs and the associated $t\bar{t}$ (TCR), $W + \text{jets}$ (WCR), and Wt (STCR) control regions. Round brackets are used to describe lists of values and square brackets denote intervals.

Common event selection			
Trigger	E_T^{miss} trigger		
Lepton	Exactly one signal lepton (e, μ), no additional baseline leptons		
Jets	At least four signal jets, and $ \Delta\phi(\text{jet}_i, \vec{p}_T^{\text{miss}}) > 0.4$ for $i \in \{1, 2\}$		
Hadronic τ	Veto events with a hadronic τ decay and $m_{T2}^{\tau} < 80$ GeV		
Variable	SR1	TCR1/WCR1	STCR1
≥ 4 jets with $p_T > [\text{GeV}]$	(80 50 40 40)	(80 50 40 40)	(80 50 40 40)
E_T^{miss} [GeV]	>260	>200	>200
$H_{T,\text{sig}}^{\text{miss}}$	>14	>5	>5
m_T [GeV]	>170	[30, 90]	[30, 120]
am_{T2} [GeV]	>175	[100, 200]/ >100	>200
Topness	>6.5	>6.5	>6.5
m_{top}^{χ} [GeV]	<270	<270	<270
$\Delta R(b, \ell)$	<3.0
$\Delta R(b_1, b_2)$	>1.2
Number of b tags	≥ 1	$\geq 1/= 0$	≥ 2
	SR2	TCR2/WCR2	STCR2
≥ 4 jets with $p_T > [\text{GeV}]$	(120 80 50 25)	(120 80 50 25)	(120 80 50 25)
E_T^{miss} [GeV]	>350	>250	>200
$H_{T,\text{sig}}^{\text{miss}}$	>20	>15	>5
m_T [GeV]	>200	[30, 90]	[30, 120]
am_{T2} [GeV]	>175	[100, 200]/ >100	>200
$\Delta R(b, \ell)$	<2.5
$\Delta R(b_1, b_2)$	>1.2
Number of b tags	≥ 1	$\geq 1/= 0$	≥ 2
Leading large-R jet p_T [GeV]	>200	>200	>200
Leading large-R jet mass [GeV]	>140	>140	>0
$\Delta\phi(\vec{p}_T^{\text{miss}}, 2^{\text{nd}}\text{large-R jet})$	>1.0	>1.0	>1.0
	SR3	TCR3/WCR3	STCR3
≥ 4 jets with $p_T > [\text{GeV}]$	(120 80 50 25)	(120 80 50 25)	(120 80 50 25)
E_T^{miss} [GeV]	>480	>280	>200
$H_{T,\text{sig}}^{\text{miss}}$	>14	>8	>5
m_T [GeV]	>190	[30, 90]	[30, 120]
am_{T2} [GeV]	>175	[100, 200]/ >100	>200
Topness	>9.5	>0	>9.5
$\Delta R(b, \ell)$	<2.8
$\Delta R(b_1, b_2)$	>1.2
Number of b tags	≥ 1	$\geq 1/= 0$	≥ 2
Leading large-R jet p_T [GeV]	>280	>200	>200
Leading large-R jet mass [GeV]	>70	>70	>70

ΔR between the highest- p_T b -tagged jet and the signal lepton. The signal regions have additional requirements on the m_T and $H_{T,\text{sig}}^{\text{miss}}$ variables to further exploit the large genuine E_T^{miss} from undetected neutralinos. A requirement

of at least one b -tagged jet is used in each of SR1–3 in order to reduce the $W + \text{jets}$ and diboson backgrounds.

The signal region definitions are summarized in Table III. The signal regions are not mutually exclusive.

VI. BACKGROUND ESTIMATES

The dominant background processes are $t\bar{t}$, single top (Wt), $t\bar{t} + Z(\rightarrow \nu\bar{\nu})$, and $W + \text{jets}$. Most of the $t\bar{t}$ and Wt events in the signal regions have both W bosons decay leptonically (one of which is “lost” meaning it is either not reconstructed, not identified, or removed by the overlap removal procedure) or one W boson decays leptonically and the other via a hadronically decaying τ lepton. Other background processes considered are semileptonic $t\bar{t}$, dibosons (denoted by VV in figure legends), $t\bar{t} + W$, $Z + \text{jets}$, and multijet events. The $t\bar{t}$ background is shown separately in the three decay components discussed above, which are referred to as 2L, 1L1 τ , and 1L respectively.⁸ The combined $t\bar{t} + W$ and $t\bar{t} + Z$ background is referred to as $t\bar{t} + V$.

The main background processes are estimated by isolating each of them in a dedicated control region (CR), described in Sec. VI A, normalizing simulation to match data in a simultaneous fit. The fit is performed separately for each SR with the associated CRs. The background modeling as predicted by the fits is tested in a series of validation regions (VRs), discussed in Sec. VI B. Figure 2 schematically illustrates the setup for one example SR and its associated CRs and VRs. The CRs for Wt and $t\bar{t} + Z$ are new with respect to the run-1 analysis.

The multijet background is estimated from data using a fake-factor method [122]. The contribution is found to be negligible. All other (small) backgrounds are determined from simulation, normalized to the most accurate theoretical cross sections available. The $Z + \text{jets}$ background is found to be negligible.

A. Control regions

A series of control regions are defined as event selections that are kinematically close to the signal regions but with a few key variable requirements inverted to significantly reduce signal contamination and enhance the yield and purity of a particular background. These control regions are then used to constrain the background normalization. Each of the three signal regions has a dedicated control region for each of the following background processes: $t\bar{t}$ (TCR), $W + \text{jets}$ (WCR), single top (STCR), and $t\bar{t} + W/Z$ (TZCR). The general strategy in constructing the control regions is to *invert* the transverse mass requirement from a high threshold to a low window. The requirements on several variables are loosened to increase the statistical power of the CR. The details of the TCR and the WCR are described in Sec. VIA 1, while the STCR and TZCR are documented in Sec. VIA 2 and VIA 3, respectively. Table III presents an overview of the CR selections for

⁸The letter L is used to denote an electron or muon, including those from a leptonic τ decay; the τ symbol is used to denote a hadronic τ decay.

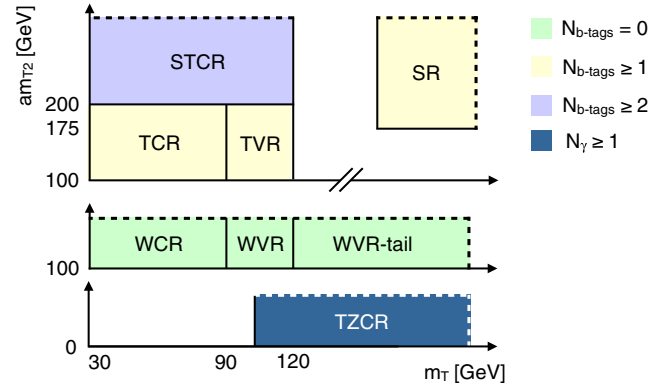


FIG. 2. A schematic diagram for the various event selections used to estimate and validate the background model and then search for top squark production. Solid lines indicate kinematic boundaries while dashed lines indicate that the events can extend beyond the boundary. CR, VR, and SR stand for control region, validation region, and signal region, respectively. T, ST, TZ, and W stand for $t\bar{t}$, single top, $t\bar{t} + Z$, and $W + \text{jets}$, respectively.

the TCR, WCR, and STCR corresponding to SR1, SR2, and SR3.

A likelihood fit is performed for each SR and involves the SR and the associated CRs [123]. The expected number of events in each region is given by the sum over all background processes and optionally a signal model. The normalizations of the $t\bar{t}$, $t\bar{t} + W/Z$, single top, and $W + \text{jets}$ backgrounds are controlled by four free parameters [normalization factors (NFs)] in the fit. Furthermore, a signal strength parameter to normalize the cross section of a given signal model can be included in the fit. Each fit is based on up to five observables: the total yields in four control regions and the total yield in one signal region. The electron and muon channels are always added together. To obtain a set of background predictions that are independent of the observations in the SRs, the fit can be configured to use only the CRs to constrain the fit parameters: the SR bins are removed from the likelihood and any potential signal contribution is neglected everywhere. This fit configuration is referred to as the background-only fit.

1. Top and W CRs

The TCRs and WCRs are constructed by modifying the m_T selection in the SRs to be a window whose upper edge is near the W boson mass. An additional upper bound on am_{T2} is applied to the TCRs in order to make them orthogonal to the STCRs, described in the next section. Furthermore, some other kinematic requirements are relaxed or removed to increase the event yields in the CRs. The resulting selections yield 238, 102, and 121 events in TCR1, TCR2, and TCR3, respectively, which are enriched in semileptonic $t\bar{t}$ events with purities that vary between 75% and 85%. The WCRs are built from the TCRs by changing the b -jet requirement to a b -jet veto and

relaxing the am_{T2} requirement. The b -jet veto suppresses $t\bar{t}$ events and results in a $W + \text{jets}$ purity of approximately 75% in all three regions. The selections yield 558, 135, and 352 events in WCR1, WCR2, and WCR3, respectively.

2. Single-top CR

All of the expected single-top contributions in the three SRs are in the Wt channel. This process can evade kinematic bounds from selections targeting the suppression of $t\bar{t}$.

Nonetheless, isolating a pure sample of Wt events kinematically close to the SRs is challenging due to the similarity of Wt and $t\bar{t}$. The Wt events that pass event selections similar to those for the SRs often have a second b jet within the acceptance. The am_{T2} variable is useful for discriminating between $t\bar{t}$ and Wt because the mass of the Wb system not from the resonant top quark is typically higher than for an on-shell top quark in the phase space selected by this analysis. Therefore, the STCRs are characterized by $am_{T2} > 200$ GeV. Furthermore, to increase the purity of Wt and reduce the $W + \text{jets}$ contamination,

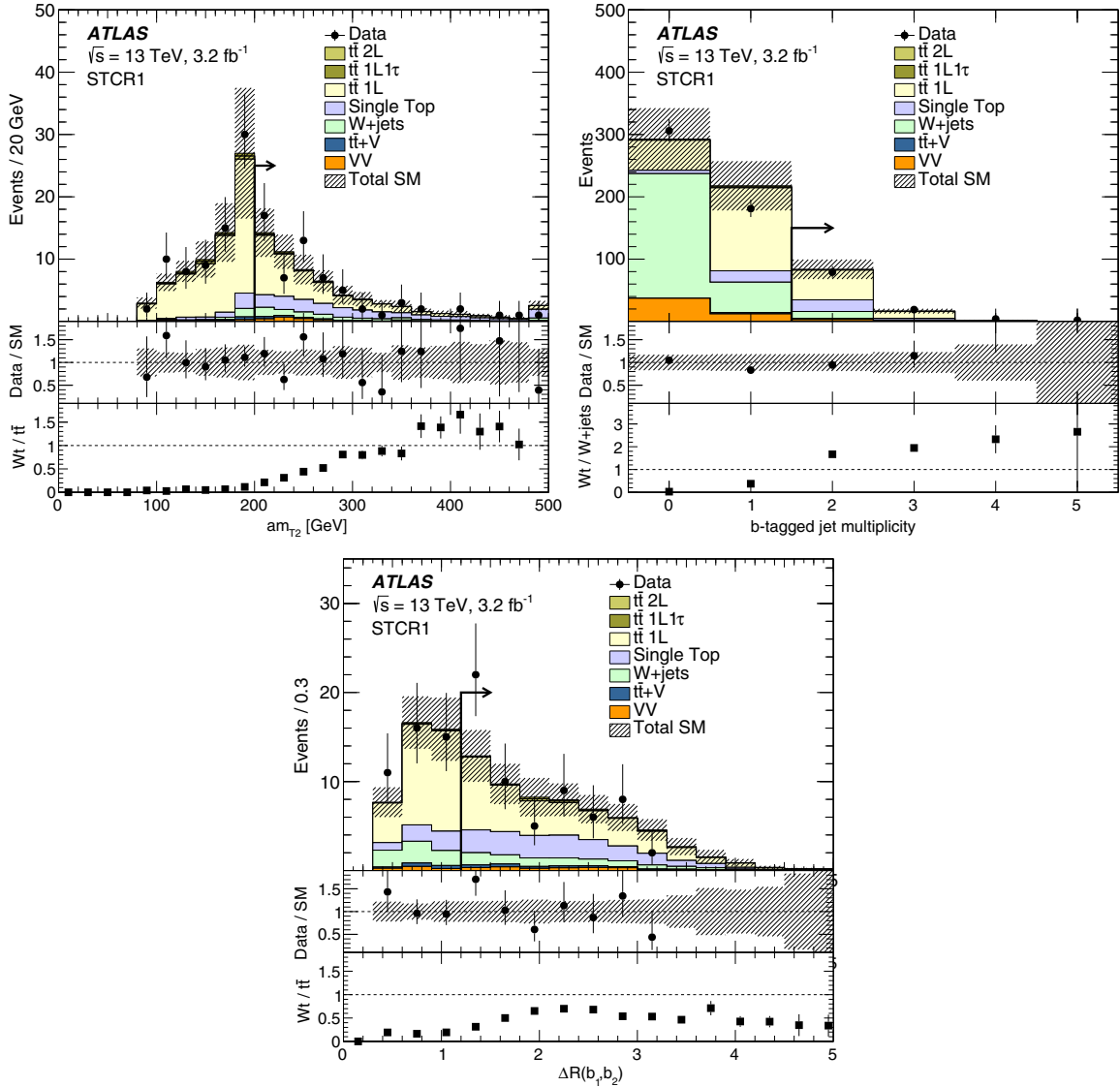


FIG. 3. Comparison of data with estimated backgrounds in the am_{T2} (top left), b -tagged jet multiplicity (top right), and $\Delta R(b_1, b_2)$ (bottom) distributions with the STCR1 event selection except for the requirement (indicated by an arrow) on the variable shown. Furthermore, the $\Delta R(b_1, b_2)$ requirement is dropped for the b -tagged jet multiplicity distribution. The predicted backgrounds are scaled with the NFs documented in Table IV. The uncertainty band includes statistical and all experimental systematic uncertainties. The last bin includes overflow. The middle panel shows the ratio of the data yield to the SM prediction, while the lower panel shows the ratio of the single-top yield to either the $t\bar{t}$ prediction (top left and bottom) or the $W + \text{jets}$ prediction (top right). The error bars in the lower panel include statistical uncertainties only.

events are required to have two b -tagged jets. Top quark pair events often exceed the am_{T2} kinematic bound when one of the two b tags used in the am_{T2} calculation is a jet produced from a charm quark from the W decay. When this jet is from the same top quark as the other b -tagged jet, the ΔR between them tends to be smaller than for Wt events that have two b jets from b quarks that are naturally well separated. Therefore, to further increase the Wt purity, events in the STCRs are required to have $\Delta R(b_1, b_2) > 1.2$, where b_1 and b_2 are the two highest- p_T b -tagged jets. Figure 3 shows distributions of the key variables for STCR1 with all requirements applied except for that on the quantity plotted. The expected purity for Wt events is approximately 40% in all three STCRs, and the selections yield 62, 71, and 45 events in STCR1, STCR2, and STCR3, respectively.

3. $t\bar{t} + Z$ CR

Top quark pair production in association with a Z boson that decays into neutrinos is an irreducible background. The expected contributions of $t\bar{t} + W$ in the three SRs are less than 10% with respect to the expected $t\bar{t} + Z$ yields, and the two processes are combined in the analysis. A CR using Z boson decays to charged leptons is not feasible given the small branching ratio to leptons and the limited data set available. However, a data-driven approach is still possible using a similar process: $t\bar{t} + \gamma$. Similar techniques have been used for estimating $Z(\rightarrow \nu\bar{\nu}) + \text{jets}$ from $\gamma + \text{jets}$ [124] and the method was studied as a VR in the direct top squark search with one lepton with run-1 data [29]. An event selection is constructed requiring a high- p_T photon that is then treated as E_T^{miss} in direct analogy to $Z \rightarrow \nu\bar{\nu}$.

The CR is designed to minimize the differences between the two processes, in order to reduce the theoretical uncertainties in the extrapolation. The Feynman diagrams for the production of $t\bar{t} + Z$ and $t\bar{t} + \gamma$ are identical, except for a negligible production contribution where the Z boson is radiated from a neutrino (the coupling is absent for photons). The main differences arise from the Z boson mass, which reduces the available phase space, causing differences in kinematic distributions. In addition, the bremsstrahlung rate for Z bosons is highly suppressed at LHC energies, while there is a large contribution to the $t\bar{t} + \gamma$ cross section from photons radiated from the top quark or its decay products. Both of these differences are mitigated if the boson p_T is larger than the Z boson mass. In this limit, the impact of the mass difference on the available phase space is reduced and the rate of photon radiation from bremsstrahlung is suppressed [87]. This small fraction of photons is fully accounted for in the simulation and any uncertainty in their modeling is subdominant compared to the uncertainties described in Sec. VII. In high- E_T^{miss} $t\bar{t} + Z(\rightarrow \nu\bar{\nu})$ events, the Z boson p_T is the dominant source of E_T^{miss} and so most $t\bar{t} + Z$ events in the SRs have large Z boson p_T .

Two $t\bar{t} + \gamma$ CRs are designed to be kinematically close to SR1 and SR2/SR3. The event selection for TZCR2 is the same as for TZCR3. The regions require at least one signal photon, exactly one signal lepton and no additional baseline leptons, and at least four signal jets, of which at least one must be b tagged. In addition, the regions have the same jet p_T thresholds as the corresponding signal regions. To mimic the $Z \rightarrow \nu\bar{\nu}$ decay, the highest- p_T photon is vectorially added to \vec{p}_T^{miss} and this sum is used to construct

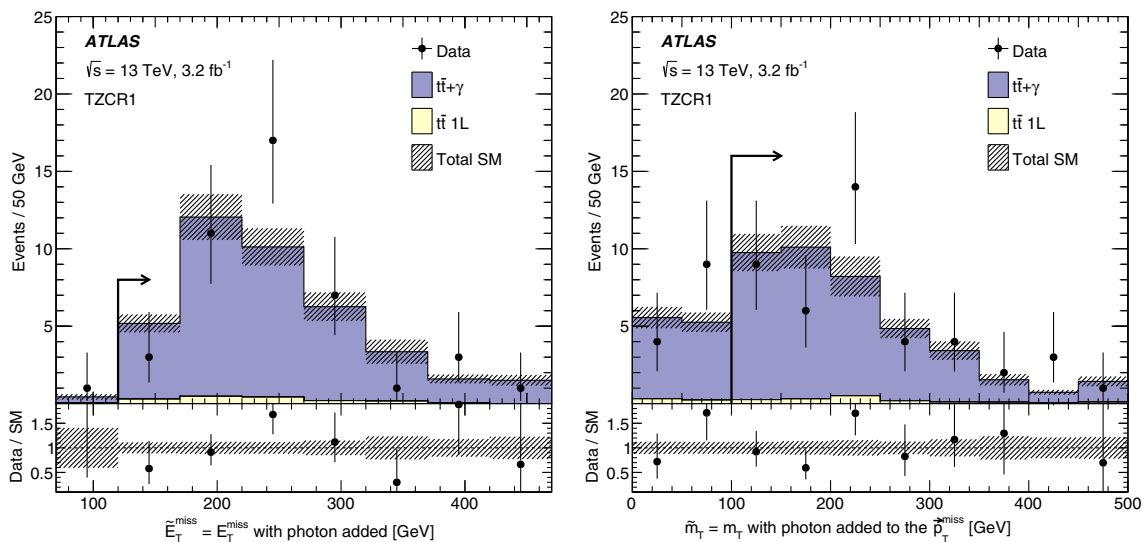


FIG. 4. Comparison of data with estimated backgrounds in the $\tilde{E}_T^{\text{miss}}$ and \tilde{m}_T distributions with the TZCR1 event selection except for the requirement (indicated by an arrow) on the shown variable. The variables $\tilde{E}_T^{\text{miss}}$ and \tilde{m}_T are constructed in the same way as E_T^{miss} and m_T but treating the leading photon transverse momentum as invisible. The predicted backgrounds are scaled with the NFs documented in Table IV. The uncertainty band includes statistical and all experimental systematic uncertainties. The last bin includes overflow.

TABLE IV. The numbers of observed events in the three SRs together with the expected numbers of background events and their uncertainties as predicted by the background-only fits, the scaling factors for the background predictions in the fit (NF), the probabilities (represented by the p_0 values) that the observed numbers of events are compatible with the background-only hypothesis, as well as the expected and observed 95% C.L. upper limits on the number of non-SM events.

Signal region	SR1	SR2	SR3
Observed	12	1	1
Total background	5.50 ± 0.72	1.25 ± 0.26	1.03 ± 0.18
$t\bar{t}$	2.21 ± 0.60	0.29 ± 0.10	0.20 ± 0.07
(1L, 1L1 τ , 2L) in %	(6, 48, 46)	(0, 58, 42)	(0, 36, 64)
Single top	0.46 ± 0.39	0.09 ± 0.08	0.10 ± 0.09
$W + \text{jets}$	0.71 ± 0.43	$0.15^{+0.19}_{-0.15}$	0.20 ± 0.09
$t\bar{t} + V$	1.90 ± 0.42	0.61 ± 0.14	0.41 ± 0.10
Diboson	0.23 ± 0.15	0.11 ± 0.07	0.12 ± 0.07
$t\bar{t}$ NF	1.10 ± 0.14	1.06 ± 0.14	0.80 ± 0.13
Single top NF	0.62 ± 0.46	0.65 ± 0.49	0.71 ± 0.42
$W + \text{jets}$ NF	0.75 ± 0.12	0.78 ± 0.15	0.93 ± 0.12
$t\bar{t} + W/Z$ NF	1.42 ± 0.24	1.45 ± 0.24	1.46 ± 0.24
p_0	$0.012 (2.3 \sigma)$	$0.50 (0.0 \sigma)$	$0.50 (0.0 \sigma)$
$N_{\text{non-SM}}^{\text{limit exp. (95\% C.L.)}}$	$6.4^{+3.2}_{-2.0}$	$3.6^{+2.3}_{-1.3}$	$3.5^{+2.2}_{-1.2}$
$N_{\text{non-SM}}^{\text{limit obs. (95\% C.L.)}}$	13.3	3.4	3.4

$\tilde{E}_T^{\text{miss}} = |\vec{p}_T^{\text{miss}} + \vec{p}_T^\gamma|$, \tilde{m}_T , and $\tilde{H}_{T,\text{sig}}^{\text{miss}}$. Events entering the TZCRs are required to satisfy $\tilde{E}_T^{\text{miss}} > 120$ GeV, $\tilde{m}_T > 100$ GeV, and $\tilde{H}_{T,\text{sig}}^{\text{miss}} > 5$ in order to bring the region kinematically closer to the SRs. Finally, $E_T^{\text{miss}} < 200$ GeV is imposed to ensure orthogonality between the TZCR and the other CRs and SRs. The resulting regions have over 90% $t\bar{t} + \gamma$ purity and yield 43 and 45 events in TZCR1 and TZCR2 (=TZCR3), respectively. Figure 4 shows the distribution of $\tilde{E}_T^{\text{miss}}$ and \tilde{m}_T in the TZCR1 corresponding to

SR1 before the requirement on the plotted variable is applied. The contribution from events not involving top quarks is negligible. The predicted backgrounds in the figure are scaled with the NFs documented in Table IV. Without scaling, the total number of events in data is about 40% higher than in simulation, but there is no significant evidence of mismodeling of the shapes of the various distributions within uncertainties.

B. Validation regions

The background estimates are tested using validation regions, which are disjoint to both the control and signal regions. Background normalizations determined in the control regions are extrapolated to the VRs and compared with the observed data. Each signal region has associated validation regions for the $t\bar{t}$ (TVR) and $W + \text{jets}$ (WVR) processes, and these are constructed with the same selection as the TCR/WCR except that m_T is between 90 and 120 GeV.⁹ The validation regions are not used to constrain parameters in the fit but provide a statistically independent test of the background estimates made using the CRs. In Fig. 5, background estimates in all the associated VRs are compared to the observed data. The potential signal contamination in the VRs is studied for all considered signal models (and SUSY mass ranges) and found to be negligible.

A second set of validation regions, not associated with any of the three signal regions, is used for general monitoring purposes. Two of the more significant backgrounds are dileptonic $t\bar{t}$ and lepton+hadronic $\tau t\bar{t}$ events.

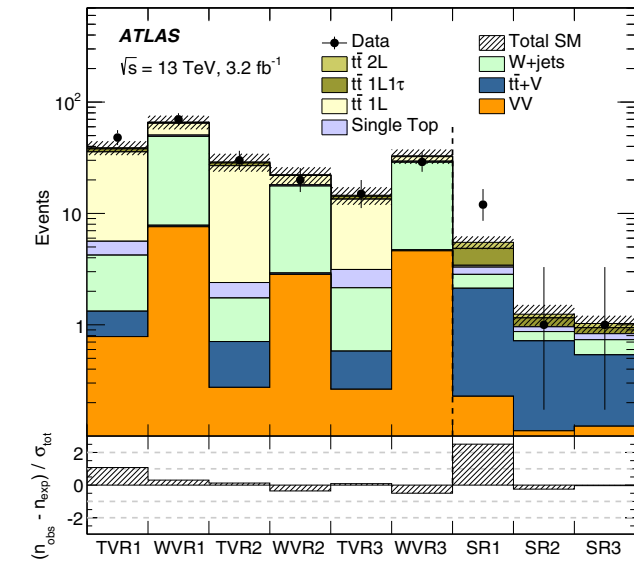


FIG. 5. Comparison of the observed data (n_{obs}) with the predicted background (n_{exp}) in the validation and signal regions. The background predictions are obtained using the background-only fit configuration. The bottom panel shows the significance of the difference between data and predicted background, where the significance is based on the total uncertainty (σ_{tot}).

⁹A Wt VR is not defined since the m_T range in the STCR is extended upward to 120 GeV to accept more events.

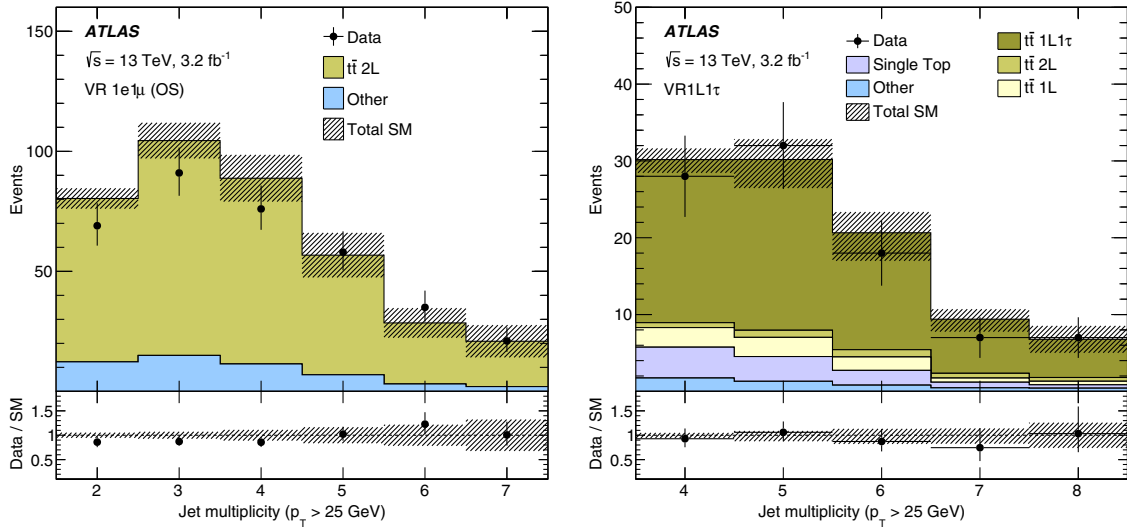


FIG. 6. Jet multiplicity distributions for events where exactly two signal leptons (left) or one lepton plus one τ candidate (right) are selected. No correction factors are included in the background normalizations. The uncertainty band includes statistical and all experimental systematic uncertainties. The last bin includes overflow.

To pass the four-jet requirement, such events must have at least one hard jet that does not originate from the $t\bar{t}$ decay (two hard jets for dileptonic $t\bar{t}$). The modeling of these extra jets is validated in dedicated VRs that require either two signal leptons (electron or muon) or one signal lepton and one hadronic τ candidate. In Fig. 6 the jet multiplicity distributions are shown for event selections requiring an electron-muon pair (left) and one lepton plus one τ candidate (right). Additional validation regions are constructed by considering (i) events with high E_T^{miss} , high m_T , and low am_{T2} for dilepton $t\bar{t}$ events with a lost lepton or (ii) high m_T and a b -jet veto to probe the modeling of the resolution-induced m_T tail in $W + \text{jets}$ events (using the WVR-tail region in Fig. 2). There are no significant indications of mismodeling in any of the validation regions.

VII. SYSTEMATIC UNCERTAINTIES

The systematic uncertainties in the signal and background estimates arise both from experimental sources and from the uncertainties in the theoretical predictions and modeling. Since the yields from the dominant background sources, $t\bar{t}$, single top, $t\bar{t}V$, and $W + \text{jets}$, are all obtained in dedicated control regions, the modeling uncertainties for these processes affect only the extrapolation from the CRs into the signal regions (and between the various control regions) but not the overall normalization. The systematic uncertainties are included as nuisance parameters with Gaussian constraints and profiled in the likelihood fits.

The dominant experimental uncertainties arise from imperfect knowledge of the jet energy scale (JES) and jet energy resolution (JER) [101], the modeling of the b -tagging efficiencies for b , c and light-flavor jets [125,126] as well as the contribution to the E_T^{miss} soft term, i.e., from

tracks neither associated with any reconstructed objects nor identified as originating from pileup. From these sources, the resulting uncertainties in the extrapolation factors for going from the four CRs to the SRs are 4%–15% for JES, 0%–9% for JER, 0%–6% for b tagging, and 0%–3% for the E_T^{miss} soft term. Other sources of experimental uncertainty are the modeling of lepton- and photon-related quantities (energy scales, resolutions, reconstruction and identification efficiencies, isolation, hadronic- τ identification) and the uncertainty in the integrated luminosity. These uncertainties have a small impact on the final results.

The uncertainties in the modeling of the single-top and $t\bar{t}$ backgrounds include effects related to the MC event generator, the hadronization and fragmentation modeling, and the amount of initial- and final-state radiation [71]. The MC generator uncertainty is estimated by comparing events produced with POWHEG-BOX+HERWIG++ and with MG5_AMC+HERWIG++. Events generated with POWHEG-BOX are hadronized with either PYTHIA or HERWIG++ to estimate the effect from the modeling of the fragmentation and hadronization. The impact of altering the amount of initial- and final-state radiation is estimated from comparisons of POWHEG-BOX+PYTHIA samples with different parton shower radiation, NLO radiation, and modified factorization and renormalization scales. One additional uncertainty stems from the modeling of the interference between the $t\bar{t}$ and Wt processes at NLO. The uncertainty is estimated using inclusive $WWbb$ events, generated using MG5_AMC, which are compared with the sum of the $t\bar{t}$ and Wt processes [71]. The resulting theoretical uncertainties in the extrapolation factors for going from the $t\bar{t}$ and Wt CRs to the SRs are 19%–26% for $t\bar{t}$ and 38%–57% for Wt events, where the latter is dominated by the interference term.

The $t\bar{t} + Z$ background is normalized using the $t\bar{t} + \gamma$ CR and therefore there are uncertainties in both the kinematic extrapolation to the SR and in the conversion between the two processes. As described in Sec. III, a small correction factor is applied to the $t\bar{t} + \gamma$ cross section to account for differences in the generator setup, and the same K factor is used for both processes. A first source of uncertainty is estimated by coherently varying the factorization and renormalization scales between $t\bar{t} + Z$ and $t\bar{t} + \gamma$ events generated at LO by a factor of 2. The impact of the scale choice is slightly different between $t\bar{t} + Z$ and $t\bar{t} + \gamma$, leading to a 10% uncertainty for high- p_T bosons. An uncertainty due to NLO corrections is estimated by studying the kinematic dependence of the ratio of $t\bar{t} + Z$ and $t\bar{t} + \gamma$ K factors. This ratio is studied by computing the K factor for the $t\bar{t} + Z$ and $t\bar{t} + \gamma$ processes using MG5_AMC and OpenLoops+SHERPA as a function of the boson p_T with a series of variations in the generator setup. Coherently varying the factorization and renormalization scale (set to $H_T = \sum p_T$ for both LO and NLO) by a factor of 2 results in a 5% uncertainty in the K -factor ratio. Comparing the results obtained with the NNPDF and the CT14 [127] PDF sets changes the K -factor ratio by less than 2%. A final uncertainty of 5% is due to the difference in K -factor ratios between the two generators when the same scale and PDF set is used, resulting from a different choice of electroweak scheme. The resulting theoretical systematic uncertainty in the extrapolation from the $t\bar{t} + \gamma$ CR to the SR is 12%.

The uncertainty in the $W + \text{jets}$ background from the merging of matrix elements and parton showers is studied by varying the scales related to the matching scheme. In addition, the effects of varying the renormalization, factorization, and resummation scales are estimated. Since the $W + \text{jets}$ background is normalized in a CR with a b -tagged jet veto, additional uncertainties in the flavor composition of the $W + \text{jets}$ events in the signal region, based on the uncertainties in the measurement reported in Ref. [128]

extrapolated to higher jet multiplicities, are applied in all regions requiring at least one b -tagged jet. The resulting theoretical uncertainties in the extrapolation from the $W + \text{jets}$ CR to the SR amount to about 40%.

Since the diboson backgrounds are not normalized in a CR, the analysis is sensitive to the uncertainty in the total cross section, estimated to be 6%. In addition, the estimate from the nominal SHERPA sample is compared to that from a POWHEG-BOX+PYTHIA sample to account for differences related to the MC event generator modeling. The resulting theoretical uncertainties for the diboson yields in the three SRs are about 50%.

The SUSY signal cross-section uncertainty is taken from an envelope of cross-section predictions using different PDF sets and factorization and renormalization scales, as described in Ref. [129], and the resulting uncertainties range from 13% to 23%. The uncertainty in the VLQ signal cross section is 10% [80].

VIII. RESULTS

Table IV (top part) and Fig. 5 (right part) show the number of observed events together with the predicted number of background events in the three SRs. The prediction is obtained using the background-only fit configuration described in Sec. VI. The SR2 and SR3 predicted yields agree well with the observed data in those regions. Table IV (middle part) also lists the results for the four free fit parameters that control the normalization of the four main backgrounds (NFs), together with the associated fit uncertainties. To quantify the compatibility of the SM background-only hypothesis with the observations in the SRs, a profile likelihood ratio test is performed. These fits are configured to include the SR bin in the likelihood. Table IV reports the resulting p values (p_0), which are set to 0.5 for SR2 and SR3 since the observation lies below the prediction. The data exceeds the background prediction in

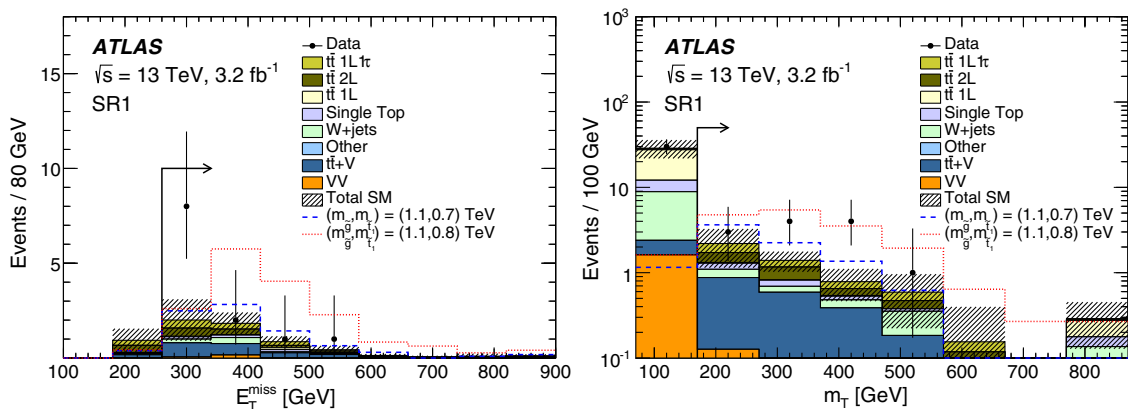


FIG. 7. The E_T^{miss} (left) and m_T (right) distributions in SR1. In each plot, the full event selection in the corresponding signal region is applied, except for the requirement (indicated by an arrow) that is imposed on the variable being plotted. The predicted backgrounds are scaled with the NFs documented in Table IV. The uncertainty band includes statistical and all experimental systematic uncertainties. The last bin contains the overflow. Benchmark signal models are overlaid for comparison.

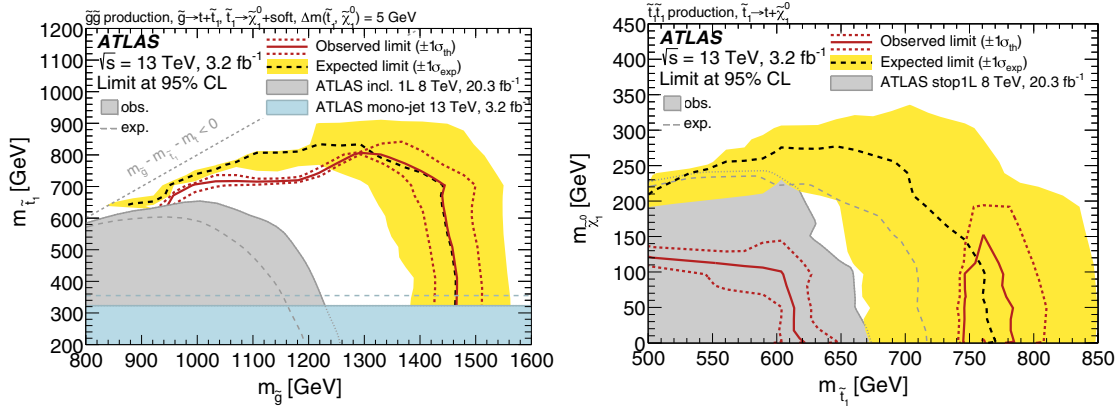


FIG. 8. Expected (black dashed curve) and observed (red solid curve) 95% excluded regions in the plane of $m_{\tilde{g}}$ versus $m_{\tilde{t}_1}$ for gluino-mediated top squark production (left) and in the plane of $m_{\tilde{t}_1}$ versus $m_{\tilde{\chi}_1^0}$ for direct top squark pair production (right). Both scenarios assume the SUSY decays shown on the plots, each with a branching ratio of 100%. The gray filled areas and gray dashed lines show the observed and expected exclusion limits, respectively, from ATLAS run-1 searches in the inclusive one-lepton SUSY search [131] (left) and the top squark search in the one-lepton channel [29] (right). The $m_{\tilde{t}_1} < 323$ GeV region for the gluino-mediated scenario (left) is excluded by the search described in Ref. [132]. The gap in the observed exclusion between about 600 and 750 GeV in the direct top squark model is due to a transition between signal regions and the excess observed in SR1. For any model point, the single signal region used for the observed exclusion is chosen to be the one with the best expected CL_s value.

SR1 by 2.3 standard deviations. Four (eight) of the 12 observed events are in the electron (muon) channel. Figure 7 shows the E_T^{miss} and m_T distributions in SR1 for the data, for the background prediction, as well as for two representative signal models.

The data are used to derive one-sided limits at 95% confidence level (C.L.) on generic beyond-SM yields and on the considered signal models. The results are obtained from a profile likelihood ratio test following the CL_s prescription [130]. Model-independent upper limits on beyond-SM contributions are derived separately for each SR, where the fit is configured to include the SR and all its associated CRs. A generic signal model is assumed that contributes only to the SR and for which neither experimental nor theoretical systematic uncertainties except for the luminosity uncertainty are considered. The resulting limits, expected as well as observed, on the number of beyond-SM events are shown in the bottom rows of Table IV.

Exclusion limits are also derived for the gluino-mediated top squark and direct top squark pair production models. The signal uncertainties and potential signal contributions to all regions are taken into account. All uncertainties except those in the theoretical signal cross section are included in the fit. Combined exclusion limits are obtained by selecting *a priori* the signal region with the lowest expected CL_s value for each signal model.

Figure 8 shows the expected and observed exclusion contours for both gluino-mediated and direct pair production of top squarks. The $\pm 1\sigma_{\text{exp}}$ (yellow) uncertainty band indicates the impact on the expected limit of all uncertainties included in the fit. The $\pm 1\sigma_{\text{th}}$ (dotted red) uncertainty lines around the observed limit illustrate the change in the

observed limit as the nominal signal cross section is scaled up and down by the theoretical cross-section uncertainty. The gap in the observed exclusion between about 600 and 750 GeV in the direct top squark model is due to a transition between signal regions (SR1 has the best expected sensitivity up to around 750 GeV for a massless $\tilde{\chi}_1^0$, beyond that SR2 has the best sensitivity) and the excess observed in SR1. The limits are sensitive to signal model assumptions. The gluino-mediated models have a 5 GeV mass splitting between the top squark and the neutralino and a 100% branching ratio for $\tilde{t} \rightarrow c + \tilde{\chi}_1^0$. The impact of varying both of these assumptions is studied for SR2 with a benchmark model characterized by masses for the gluino and the top squark of $(m_{\tilde{g}}, m_{\tilde{t}_1}) = (1250, 750)$ GeV. There is a small increase in the CL_s value when increasing the mass gap from 5 to 20 GeV and from switching between the two-body top squark decay and the four-body top squark decay $\tilde{t} \rightarrow bff'\tilde{\chi}_1^0$, each with 100% branching ratio, but under all of these variations the model is excluded. The direct top squark pair production limits depend on the mixing of \tilde{t}_L and \tilde{t}_R in forming the mass eigenstates \tilde{t}_1 and \tilde{t}_2 . The nominal results assume that the \tilde{t}_1 is mostly the \tilde{t}_R . The top squark mass limit for a massless neutralino is approximately 70 GeV weaker when the \tilde{t}_1 is the \tilde{t}_L .

The search for direct gluino and direct top squark production can also be used to set limits in other models of physics beyond the SM that produce $\tilde{t}\tilde{t} + E_T^{\text{miss}}$. Examples are third-generation leptoquarks [133–139], which decay into a top quark and a neutrino ($LQ \rightarrow t\nu$), and VLQ (T) models. For the former, limits on scalar $LQ \rightarrow t\nu$ are identical to limits on direct top squark pair production with a massless neutralino and unpolarized top quarks. For the latter, simulated samples of

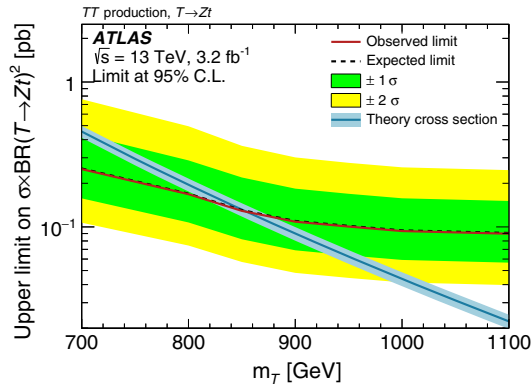


FIG. 9. The observed and expected upper limits on T quark pair production times the squared branching ratio for $T \rightarrow tZ$ as a function of the T quark mass. The theory cross section is shown assuming a 100% branching ratio for $T \rightarrow tZ$.

pair-produced T quarks are used to reinterpret the results. The T quark is assumed to decay in three possible ways: $T \rightarrow tZ$, $T \rightarrow tH$, and $T \rightarrow bW$. The search described in this paper has sensitivity mostly to the $T \rightarrow tZ$ decay mode with $Z(\rightarrow \nu\bar{\nu})$ due to the large E_T^{miss} requirements in the analysis. The direct T pair production cross section is higher than for top squarks due to additional spin states, but after accounting for the $Z(\rightarrow \nu\bar{\nu})$ branching ratio, the models have a similar predicted yield. For a T quark with mass 800 GeV (just beyond the run-1 limit [34,140]), a branching ratio $B(T \rightarrow tZ)$ above about 90% is excluded. Figure 9 shows the exclusion limit as a function of the T quark mass. Assuming a branching ratio for $T \rightarrow tZ$ of 100%, T masses up to about 850 GeV are excluded.

IX. CONCLUSION

This paper presents a search for pair production of gluino-mediated top squarks with a small mass splitting between the top squark and the LSP and direct pair production of top squarks decaying to two top quarks and two lightest neutralinos in final states with one isolated lepton, jets, and missing transverse momentum. Three signal region selections are optimized for discovery in benchmark models just beyond the exclusion limits from LHC run-1 searches with the same $t\bar{t} + E_T^{\text{miss}}$ signature. The search uses 3.2 fb^{-1} of LHC pp collision data collected by the ATLAS experiment at a center-of-mass energy of $\sqrt{s} = 13 \text{ TeV}$. The observed data are consistent with data-driven background estimates in all three regions. The largest difference between data and the corresponding prediction is in the most inclusive signal region (SR1) and corresponds to 2.3 standard deviations above the estimated background. In the absence of a significant excess, exclusion limits at 95% C.L. are derived in the gluino and top squark pair production models. These extend the LHC run-1 exclusion limits on the gluino mass upward to 1460 GeV in the gluino-mediated top squark pair

production model for low top squark masses. For the direct top squark pair production models the results expand the LHC run-1 exclusion limits by excluding the top squark mass region from 745 to 780 GeV for a massless lightest neutralino. The analysis results are also reinterpreted to set exclusion limits in a model of vectorlike top quarks (T). Assuming a branching ratio for $T \rightarrow tZ$ of 100%, T masses up to about 850 GeV are excluded.

ACKNOWLEDGMENTS

We thank CERN for the very successful operation of the LHC, as well as the support staff from our institutions without whom ATLAS could not be operated efficiently. We acknowledge the support of ANPCyT, Argentina; YerPhI, Armenia; ARC, Australia; BMWFW and FWF, Austria; ANAS, Azerbaijan; SSTC, Belarus; CNPq and FAPESP, Brazil; NSERC, NRC and CFI, Canada; CERN; CONICYT, Chile; CAS, MOST and NSFC, China; COLCIENCIAS, Colombia; MSMT CR, MPO CR and VSC CR, Czech Republic; DNRF and DNSRC, Denmark; IN2P3-CNRS, CEA-DSM/IRFU, France; GNSF, Georgia; BMBF, HGF, and MPG, Germany; GSRT, Greece; RGC, Hong Kong SAR, China; ISF, I-CORE and Benoziyo Center, Israel; INFN, Italy; MEXT and JSPS, Japan; CNRST, Morocco; FOM and NWO, Netherlands; RCN, Norway; MNiSW and NCN, Poland; FCT, Portugal; MNE/IFA, Romania; MES of Russia and NRC KI, Russian Federation; JINR; MESTD, Serbia; MSSR, Slovakia; ARRS and MIZŠ, Slovenia; DST/NRF, South Africa; MINECO, Spain; SRC and Wallenberg Foundation, Sweden; SERI, SNSF and Cantons of Bern and Geneva, Switzerland; MOST, Taiwan; TAEK, Turkey; STFC, United Kingdom; DOE and NSF, United States of America. In addition, individual groups and members have received support from BCKDF, the Canada Council, CANARIE, CRC, Compute Canada, FQRNT, and the Ontario Innovation Trust, Canada; EPLANET, ERC, FP7, Horizon 2020 and Marie Skłodowska-Curie Actions, European Union; Investissements d'Avenir Labex and IDEX, ANR, Région Auvergne and Fondation Partager le Savoir, France; DFG and AvH Foundation, Germany; Herakleitos, Thales and Aristeia programmes co-financed by EU-ESF and the Greek NSRF; BSF, GIF and Minerva, Israel; BRF, Norway; Generalitat de Catalunya, Generalitat Valenciana, Spain; the Royal Society and Leverhulme Trust, United Kingdom. The crucial computing support from all WLCG partners is acknowledged gratefully, in particular from CERN, the ATLAS Tier-1 facilities at TRIUMF (Canada), NDGF (Denmark, Norway, Sweden), CC-IN2P3 (France), KIT/GridKA (Germany), INFN-CNAF (Italy), NL-T1 (Netherlands), PIC (Spain), ASGC (Taiwan), RAL (United Kingdom) and BNL (USA), the Tier-2 facilities worldwide and large non-WLCG resource providers. Major contributors of computing resources are listed in Ref. [141].

- [1] Yu. A. Golfand and E. P. Likhtman, Extension of the algebra of Poincaré group generators and violation of p invariance, *Pis'ma Zh. Eksp. Teor. Fiz.* **13**, 452 (1971) [*JETP Lett.* **13**, 323 (1971)].
- [2] D. V. Volkov and V. P. Akulov, Is the neutrino a Goldstone particle?, *Phys. Lett.* **46B**, 109 (1973).
- [3] J. Wess and B. Zumino, Supergauge transformations in four-dimensions, *Nucl. Phys.* **B70**, 39 (1974).
- [4] J. Wess and B. Zumino, Supergauge invariant extension of quantum electrodynamics, *Nucl. Phys.* **B78**, 1 (1974).
- [5] S. Ferrara and B. Zumino, Supergauge invariant Yang-Mills theories, *Nucl. Phys.* **79B**, 413 (1974).
- [6] A. Salam and J. A. Strathdee, Supersymmetry and non-abelian gauges, *Phys. Lett.* **51B**, 353 (1974).
- [7] R. Barbieri and G. F. Giudice, Upper bounds on supersymmetric particle masses, *Nucl. Phys.* **B306**, 63 (1988).
- [8] B. de Carlos and J. A. Casas, One loop analysis of the electroweak breaking in supersymmetric models and the fine tuning problem, *Phys. Lett. B* **309**, 320 (1993).
- [9] N. Sakai, Naturalness in supersymmetric GUTs, *Z. Phys. C* **11**, 153 (1981).
- [10] S. Dimopoulos, S. Raby, and F. Wilczek, Supersymmetry and the scale of unification, *Phys. Rev. D* **24**, 1681 (1981).
- [11] L. E. Ibanez and G. G. Ross, Low-energy predictions in supersymmetric grand unified theories, *Phys. Lett.* **105B**, 439 (1981).
- [12] S. Dimopoulos and H. Georgi, Softly broken supersymmetry and $SU(5)$, *Nucl. Phys.* **B193**, 150 (1981).
- [13] K. Inoue, A. Kakuto, H. Komatsu, and S. Takeshita, Aspects of grand unified models with softly broken supersymmetry, *Prog. Theor. Phys.* **68**, 927 (1982); **70**, 330(E) (1983).
- [14] J. R. Ellis and S. Rudaz, Search for supersymmetry in toponium decays, *Phys. Lett.* **128B**, 248 (1983).
- [15] S. Raby, M. Ratz, and K. Schmidt-Hoberg, Precision gauge unification in the MSSM, *Phys. Lett. B* **687**, 342 (2010).
- [16] E. Hardy, Is natural SUSY natural?, *J. High Energy Phys.* **10** (2013) 133.
- [17] A. Arvanitaki, M. Baryakhtar, X. Huang, K. V. Tilburg, and G. Villadoro, The last vestiges of naturalness, *J. High Energy Phys.* **03** (2014) 022.
- [18] K. Abe *et al.*, Search for proton decay via $p \rightarrow \nu K^+$ using 260 kiloton-year data of Super-Kamiokande, *Phys. Rev. D* **90**, 072005 (2014).
- [19] G. R. Farrar and P. Fayet, Phenomenology of the production, decay, and detection of new hadronic states associated with supersymmetry, *Phys. Lett.* **76B**, 575 (1978).
- [20] H. Goldberg, Constraint on the Photino Mass from Cosmology, *Phys. Rev. Lett.* **50**, 1419 (1983); **103**, 099905(E) (2009).
- [21] J. R. Ellis, J. S. Hagelin, D. V. Nanopoulos, K. Olive, and M. Srednicki, Supersymmetric relics from the big bang, *Nucl. Phys.* **B238**, 453 (1984).
- [22] P. Fayet, Supersymmetry and weak, electromagnetic and strong interactions, *Phys. Lett.* **64B**, 159 (1976).
- [23] P. Fayet, Spontaneously broken supersymmetric theories of weak, electromagnetic and strong interactions, *Phys. Lett.* **69B**, 489 (1977).
- [24] A. De Simone, G. F. Giudice, and A. Strumia, Benchmarks for dark matter searches at the LHC, *J. High Energy Phys.* **06** (2014) 081.
- [25] B. Nachman, For a light stop, less is more when gluinos mediate, *Mod. Phys. Lett. A* **31**, 1650052 (2016).
- [26] M. Schmaltz and D. Tucker-Smith, Little Higgs review, *Annu. Rev. Nucl. Part. Sci.* **55**, 229 (2005).
- [27] K. Agashe, R. Contino, and A. Pomarol, The minimal composite Higgs model, *Nucl. Phys.* **B719**, 165 (2005).
- [28] J. A. Aguilar-Saavedra, R. Benbrik, S. Heinemeyer, and M. Pérez-Victoria, Handbook of vectorlike quarks: Mixing and single production, *Phys. Rev. D* **88**, 094010 (2013).
- [29] ATLAS Collaboration, Search for top squark pair production in final states with one isolated lepton, jets, and missing transverse momentum in $\sqrt{s} = 8$ TeV pp collisions with the ATLAS detector, *J. High Energy Phys.* **11** (2014) 118.
- [30] ATLAS Collaboration, Search for Direct Top Squark Pair Production in Final States with One Isolated Lepton, Jets, and Missing Transverse Momentum in $\sqrt{s} = 7$ TeV pp Collisions using 4.7 fb^{-1} of ATLAS Data, *Phys. Rev. Lett.* **109**, 211803 (2012).
- [31] ATLAS Collaboration, Summary of the searches for squarks and gluinos using $\sqrt{s} = 8$ TeV pp collisions with the ATLAS experiment at the LHC, *J. High Energy Phys.* **10** (2015) 054.
- [32] ATLAS Collaboration, ATLAS run 1 searches for direct pair production of third-generation squarks at the Large Hadron Collider, *Eur. Phys. J. C* **75**, 510 (2015).
- [33] ATLAS Collaboration, Analysis of events with b-jets and a pair of leptons of the same charge in pp collisions at $\sqrt{s} = 8$ TeV with the ATLAS detector, *J. High Energy Phys.* **10** (2015) 150.
- [34] ATLAS Collaboration, Search for pair and single production of new heavy quarks that decay to a Z boson and a third-generation quark in pp collisions at $\sqrt{s} = 8$ TeV with the ATLAS detector, *J. High Energy Phys.* **11** (2014) 104.
- [35] ATLAS Collaboration, Search for production of vectorlike quark pairs and of four top quarks in the lepton-plus-jets final state in pp collisions at $\sqrt{s} = 8$ TeV with the ATLAS detector, *J. High Energy Phys.* **08** (2015) 105.
- [36] CMS Collaboration, Search for supersymmetry in pp collisions at $\sqrt{s} = 8$ TeV in final states with boosted W bosons and b jets using razor variables, *Phys. Rev. D* **93**, 092009 (2016).
- [37] CMS Collaboration, Searches for third-generation squark production in fully hadronic final states in proton-proton collisions at $\sqrt{s} = 8$ TeV, *J. High Energy Phys.* **06** (2015) 116.
- [38] CMS Collaboration, Search for direct pair production of scalar top quarks in the single- and dilepton channels in proton-proton collisions at $\sqrt{s} = 8$ TeV, *J. High Energy Phys.* **07** (2016) 027.
- [39] CMS Collaboration, Search for top-squark pair production in the single-lepton final state in pp collisions at $\sqrt{s} = 8$ TeV, *Eur. Phys. J. C* **73**, 2677 (2013).

- [40] CMS Collaboration, Search for supersymmetry using razor variables in events with b-tagged jets in pp collisions at $\sqrt{s} = 8$ TeV, *Phys. Rev. D* **91**, 052018 (2015).
- [41] CMS Collaboration, Searches for supersymmetry using the MT2 variable in hadronic events produced in pp collisions at 8 TeV, *J. High Energy Phys.* **05** (2015) 078.
- [42] CMS Collaboration, Search for new physics with the MT2 variable in all-jets final states produced in pp collisions at $\sqrt{s} = 13$ TeV, [arXiv:1603.04053](https://arxiv.org/abs/1603.04053).
- [43] CMS Collaboration, Search for vector-like charge 2/3 T quarks in proton-proton collisions at $\sqrt{s} = 8$ TeV, *Phys. Rev. D* **93**, 012003 (2016).
- [44] ATLAS Collaboration, The ATLAS experiment at the CERN Large Hadron Collider, *J. Instrum.* **3**, S08003 (2008).
- [45] ATLAS Collaboration, Report No. ATL-PHYS-PUB-2015-051, 2015, <http://cdsweb.cern.ch/record/2110140>.
- [46] ATLAS Collaboration, Improved luminosity determination in pp collisions at $\sqrt{s} = 7$ TeV using the ATLAS detector at the LHC, *Eur. Phys. J. C* **73**, 2518 (2013).
- [47] J. Alwall, R. Frederix, S. Frixione, V. Hirschi, F. Maltoni, O. Mattelaer, H.-S. Shao, T. Stelzer, P. Torrielli, and M. Zaro, The automated computation of tree-level and next-to-leading order differential cross sections, and their matching to parton shower simulations, *J. High Energy Phys.* **07** (2014) 079.
- [48] J. A. Aguilar-Saavedra, Identifying top partners at LHC, *J. High Energy Phys.* **11** (2009) 030.
- [49] J. A. Aguilar-Saavedra, Protos—PROgram for TOp Simulations, <http://jaguilar.web.cern.ch/jaguilar/protos/>.
- [50] T. Sjöstrand, S. Mrenna, and P. Z. Skands, A brief introduction to PYTHIA 8.1, *Comput. Phys. Commun.* **178**, 852 (2008).
- [51] L. Lönnblad and S. Prestel, Matching tree-level matrix elements with interleaved showers, *J. High Energy Phys.* **03** (2012) 019.
- [52] S. Alioli, P. Nason, C. Oleari, and E. Re, A general framework for implementing NLO calculations in shower Monte Carlo programs: The POWHEG BOX, *J. High Energy Phys.* **06** (2010) 043.
- [53] E. Re, Single-top Wt-channel production matched with parton showers using the POWHEG method, *Eur. Phys. J. C* **71**, 1547 (2011).
- [54] S. Frixione, P. Nason, and G. Ridolfi, A positive-weight next-to-leading-order Monte Carlo for heavy flavour hadroproduction, *J. High Energy Phys.* **09** (2007) 126.
- [55] R. Frederix, E. Re, and P. Torrielli, Single-top t-channel hadroproduction in the four-flavour scheme with POWHEG and aMC@NLO, *J. High Energy Phys.* **09** (2012) 130.
- [56] S. Alioli, P. Nason, C. Oleari, and E. Re, NLO single-top production matched with shower in POWHEG: s- and t-channel contributions, *J. High Energy Phys.* **09** (2009) 111; **02** (2010) 11(E).
- [57] T. Sjöstrand, S. Mrenna, and P. Z. Skands, PYTHIA 6.4 physics and manual, *J. High Energy Phys.* **05** (2006) 026.
- [58] P. Nason, A new method for combining NLO QCD with shower Monte Carlo algorithms, *J. High Energy Phys.* **11** (2004) 040.
- [59] S. Frixione, P. Nason, and C. Oleari, Matching NLO QCD computations with parton shower simulations: The POWHEG method, *J. High Energy Phys.* **11** (2007) 070.
- [60] T. Gleisberg, S. Höche, F. Krauss, M. Schönherr, S. Schumann, F. Siegert, and J. Winter, Event generation with SHERPA 1.1, *J. High Energy Phys.* **02** (2009) 007.
- [61] T. Gleisberg and S. Höche, Comix, a new matrix element generator, *J. High Energy Phys.* **12** (2008) 039.
- [62] F. Cascioli, P. Maierhofer, and S. Pozzorini, Scattering Amplitudes with Open Loops, *Phys. Rev. Lett.* **108**, 111601 (2012).
- [63] S. Schumann and F. Krauss, A parton shower algorithm based on Catani-Seymour dipole factorisation, *J. High Energy Phys.* **03** (2008) 038.
- [64] H.-L. Lai, M. Guzzi, J. Huston, Z. Li, P. M. Nadolsky, J. Pumplin, and C.-P. Yuan, New parton distributions for collider physics, *Phys. Rev. D* **82**, 074024 (2010).
- [65] R. D. Ball *et al.*, Parton distributions with LHC data, *Nucl. Phys.* **B867**, 244 (2013).
- [66] R. D. Ball *et al.*, Parton distributions for the LHC run II, *J. High Energy Phys.* **04** (2015) 040.
- [67] J. Pumplin, D. R. Stump, J. Huston, H.-L. Lai, P. Nadolsky, and W.-K. Tung, New generation of parton distributions with uncertainties from global QCD analysis, *J. High Energy Phys.* **07** (2002) 012.
- [68] P. Z. Skands, Tuning Monte Carlo generators: The Perugia tunes, *Phys. Rev. D* **82**, 074018 (2010).
- [69] ATLAS Collaboration, Report No. ATL-PHYS-PUB-2014-021, 2014, <http://cdsweb.cern.ch/record/1966419>.
- [70] D. J. Lange, The EvtGen particle decay simulation package, *Nucl. Instrum. Methods Phys. Res., Sect. A* **462**, 152 (2001).
- [71] ATLAS Collaboration, Report No. ATL-PHYS-PUB-2016-004, 2016, <http://cdsweb.cern.ch/record/2120417>.
- [72] ATLAS Collaboration, Report No. ATL-PHYS-PUB-2016-003, 2016, <http://cdsweb.cern.ch/record/2120133>.
- [73] ATLAS Collaboration, Report No. ATL-PHYS-PUB-2016-005, 2016, <http://cds.cern.ch/record/2120826>.
- [74] ATLAS Collaboration, Report No. ATL-PHYS-PUB-2016-002, 2016, <http://cdsweb.cern.ch/record/2119986>.
- [75] M. Czakon, P. Fiedler, and A. Mitov, Total Top-Quark Pair-Production Cross Section at Hadron Colliders Through $O(\alpha_s^4)$, *Phys. Rev. Lett.* **110**, 252004 (2013).
- [76] M. Czakon and A. Mitov, NNLO corrections to top pair production at hadron colliders: The quark-gluon reaction, *J. High Energy Phys.* **01** (2013) 080.
- [77] M. Czakon and A. Mitov, NNLO corrections to top-pair production at hadron colliders: The all-fermionic scattering channels, *J. High Energy Phys.* **12** (2012) 054.
- [78] P. Bärnreuther, M. Czakon, and A. Mitov, Percent Level Precision Physics at the Tevatron: First Genuine NNLO QCD Corrections to $q\bar{q} \rightarrow t\bar{t} + X$, *Phys. Rev. Lett.* **109**, 132001 (2012).
- [79] M. Cacciari, M. Czakon, M. Mangano, A. Mitov, and P. Nason, Top-pair production at hadron colliders with next-to-next-to-leading logarithmic soft-gluon resummation, *Phys. Lett. B* **710**, 612 (2012).
- [80] M. Czakon and A. Mitov, Top++: A program for the calculation of the top-pair cross-section at hadron colliders, *Comput. Phys. Commun.* **185**, 2930 (2014).

- [81] N. Kidonakis, Next-to-next-to-leading-order collinear and soft gluon corrections for t-channel single top quark production, *Phys. Rev. D* **83**, 091503 (2011).
- [82] N. Kidonakis, Two-loop soft anomalous dimensions for single top quark associated production with a W- or H-, *Phys. Rev. D* **82**, 054018 (2010).
- [83] N. Kidonakis, NNLL resummation for s-channel single top quark production, *Phys. Rev. D* **81**, 054028 (2010).
- [84] S. Catani, L. Cieri, G. Ferrera, D. de Florian, and M. Grazzini, Vector Boson Production at Hadron Colliders: A Fully Exclusive QCD Calculation at NNLO, *Phys. Rev. Lett.* **103**, 082001 (2009).
- [85] C. Borschensky, M. Krämer, A. Kulesza, M. Mangano, S. Padhi, T. Plehn, and X. Portell, Squark and gluino production cross sections in pp collisions at $\sqrt{s} = 13, 14, 33$ and 100 TeV, *Eur. Phys. J. C* **74**, 3174 (2014).
- [86] I. Low, Polarized charginos (and top quarks) in scalar top quark decays, *Phys. Rev. D* **88**, 095018 (2013).
- [87] K. Melnikov, M. Schulze, and A. Scharf, QCD corrections to top quark pair production in association with a photon at hadron colliders, *Phys. Rev. D* **83**, 074013 (2011).
- [88] ATLAS Collaboration, The ATLAS Simulation Infrastructure, *Eur. Phys. J. C* **70**, 823 (2010).
- [89] S. Agostinelli *et al.* (GEANT4 Collaboration), GEANT4: A simulation toolkit, *Nucl. Instrum. Methods Phys. Res., Sect. A* **506**, 250 (2003).
- [90] ATLAS Collaboration, Report No. ATL-PHYS-PUB-2010-013, 2010, <http://cds.cern.ch/record/1300517>.
- [91] ATLAS Collaboration, Report No. ATL-PHYS-PUB-2015-041, 2015, <http://cdsweb.cern.ch/record/2048202>.
- [92] ATLAS Collaboration, Muon reconstruction performance of the ATLAS detector in proton-proton collision data at $\sqrt{s} = 13$ TeV, *Eur. Phys. J. C* **76**, 292 (2016).
- [93] ATLAS Collaboration, Report No. ATL-PHYS-PUB-2011-007, 2011, <http://cdsweb.cern.ch/record/1345329>.
- [94] W. Lampl *et al.*, Report No. ATL-LARG-PUB-2008-002, 2008, <http://cds.cern.ch/record/1099735>.
- [95] ATLAS Collaboration, Jet energy measurement with the ATLAS detector in proton-proton collisions at $\sqrt{s} = 7$ TeV, *Eur. Phys. J. C* **73**, 2304 (2013).
- [96] M. Cacciari, G. P. Salam, and G. Soyez, The Anti-k(t) jet clustering algorithm, *J. High Energy Phys.* **04** (2008) 063.
- [97] M. Cacciari and G. P. Salam, Pileup subtraction using jet areas, *Phys. Lett. B* **659**, 119 (2008).
- [98] M. Cacciari, G. P. Salam, and G. Soyez, The catchment area of jets, *J. High Energy Phys.* **04** (2008) 005.
- [99] ATLAS Collaboration, Performance of pile-up mitigation techniques for jets in pp collisions at $\sqrt{s} = 8$ TeV using the ATLAS detector, *Nucl. Instrum. Methods Phys. Res., Sect. A* **824**, 367 (2016).
- [100] ATLAS Collaboration, Jet energy measurement and its systematic uncertainty in proton-proton collisions at $\sqrt{s} = 7$ TeV with the ATLAS detector, *Eur. Phys. J. C* **75**, 17 (2015).
- [101] ATLAS Collaboration, Report No. ATL-PHYS-PUB-2015-015, 2015, <http://cds.cern.ch/record/2037613>.
- [102] ATLAS Collaboration, Characterisation and mitigation of beam-induced backgrounds observed in the ATLAS detector during the 2011 proton-proton run, *J. Instrum.* **8**, P07004 (2013).
- [103] ATLAS Collaboration, Report No. ATLAS-CONF-2015-029, 2015, <http://cdsweb.cern.ch/record/2037702>.
- [104] ATLAS Collaboration, Report No. ATL-PHYS-PUB-2015-022, 2015, <http://cdsweb.cern.ch/record/2037697>.
- [105] ATLAS Collaboration, Report No. ATL-PHYS-PUB-2015-039, 2015, <http://cdsweb.cern.ch/record/2047871>.
- [106] ATLAS Collaboration, Performance of b-Jet Identification in the ATLAS Experiment, *J. Instrum.* **11**, P04008 (2016).
- [107] ATLAS Collaboration, Report No. ATL-PHYS-PUB-2015-025, 2015, <http://cdsweb.cern.ch/record/2037716>.
- [108] ATLAS Collaboration, Report No. ATL-PHYS-PUB-2015-045, 2015, <http://cds.cern.ch/record/2064383>.
- [109] ATLAS Collaboration, Report No. ATL-PHYS-PUB-2015-027, 2015, <http://cdsweb.cern.ch/record/2037904>.
- [110] ATLAS Collaboration, Report No. ATL-PHYS-PUB-2015-023, 2015, <http://cdsweb.cern.ch/record/2037700>.
- [111] ATLAS Collaboration, Search for new phenomena in final states with large jet multiplicities and missing transverse momentum at $\sqrt{s} = 8$ TeV proton-proton collisions using the ATLAS experiment, *J. High Energy Phys.* **10** (2013) 130.
- [112] ATLAS Collaboration, Search for direct pair production of the top squark in all-hadronic final states in proton-proton collisions at $\sqrt{s} = 8$ TeV with the ATLAS detector, *J. High Energy Phys.* **09** (2014) 015.
- [113] B. Nachman, P. Nef, A. Schwartzman, M. Swiatkowski, and C. Wanotayaroj, Jets from jets: Re-clustering as a tool for large radius jet reconstruction and grooming at the LHC, *J. High Energy Phys.* **02** (2015) 075.
- [114] D. Krohn, J. Thaler, and L.-T. Wang, Jet trimming, *J. High Energy Phys.* **02** (2010) 084.
- [115] B. Nachman and C. G. Lester, Significance variables, *Phys. Rev. D* **88**, 075013 (2013).
- [116] A. J. Barr, B. Gripaios, and C. G. Lester, Transverse masses and kinematic constraints: From the boundary to the crease, *J. High Energy Phys.* **11** (2009) 096.
- [117] P. Konar, K. Kong, K. T. Matchev, and M. Park, Dark matter particle spectroscopy at the LHC: Generalizing M(T2) to asymmetric event topologies, *J. High Energy Phys.* **04** (2010) 086.
- [118] Y. Bai, H.-C. Cheng, J. Gallicchio, and J. Gu, Stop the top background of the stop search, *J. High Energy Phys.* **07** (2012) 110.
- [119] C. G. Lester and B. Nachman, Bisection-based asymmetric MT2 computation: A higher precision calculator than existing symmetric methods, *J. High Energy Phys.* **03** (2015) 100.
- [120] C. G. Lester and D. J. Summers, Measuring masses of semi-invisibly decaying particles pair produced at hadron colliders, *Phys. Lett. B* **463**, 99 (1999).
- [121] M. L. Graesser and J. Shelton, Hunting Mixed Top Squark Decays, *Phys. Rev. Lett.* **111**, 121802 (2013).
- [122] ATLAS Collaboration, Observation and measurement of Higgs boson decays to WW^* with the ATLAS detector, *Phys. Rev. D* **92**, 012006 (2015).
- [123] M. Baak, G. J. Besjes, D. Côté, A. Koutsman, J. Lorenz, and D. Short, HistFitter software framework for statistical data analysis, *Eur. Phys. J. C* **75**, 153 (2015).
- [124] S. Ask, M. A. Parker, T. Sandova, M. E. Shea, and W. J. Stirling, Using γ + jets production to calibrate the standard

- model $Z(\rightarrow \nu\bar{\nu}) + \text{jets}$ background to new physics processes at the LHC, *J. High Energy Phys.* **10** (2011) 058.
- [125] ATLAS Collaboration, Report No. ATLAS-CONF-2014-004, 2014, <http://cdsweb.cern.ch/record/1664335>.
- [126] ATLAS Collaboration, Report No. ATLAS-CONF-2014-046, 2014, <http://cdsweb.cern.ch/record/1741020>.
- [127] S. Dulat, T.-J. Hou, J. Gao, M. Guzzi, J. Huston, P. Nadolsky, J. Pumplin, C. Schmidt, D. Stump, and C.-P. Yuan, New parton distribution functions from a global analysis of quantum chromodynamics, *Phys. Rev. D* **93**, 033006 (2016).
- [128] ATLAS Collaboration, Measurement of the cross-section for W boson production in association with b-jets in pp collisions at $\sqrt{s} = 7$ TeV with the ATLAS detector, *J. High Energy Phys.* **06** (2013) 084.
- [129] M. Kramer *et al.*, Supersymmetry production cross sections in pp collisions at $\sqrt{s} = 7$ TeV, [arXiv:1206.2892](https://arxiv.org/abs/1206.2892).
- [130] A. L. Read, Presentation of search results: The CL(s) technique, *J. Phys. G* **28**, 2693 (2002).
- [131] ATLAS Collaboration, Search for squarks and gluinos in events with isolated leptons, jets and missing transverse momentum at $\sqrt{s} = 8$ TeV with the ATLAS detector, *J. High Energy Phys.* **04** (2015) 116.
- [132] ATLAS Collaboration, Search for new phenomena in final states with an energetic jet and large missing transverse momentum in pp collisions at $\sqrt{s} = 13$ TeV using the ATLAS detector, [arXiv:1604.07773](https://arxiv.org/abs/1604.07773).
- [133] S. Dimopoulos and L. Susskind, Mass without scalars, *Nucl. Phys.* **B155**, 237 (1979).
- [134] S. Dimopoulos, Technicolored signatures, *Nucl. Phys.* **B168**, 69 (1980).
- [135] E. J. Eichten and K. Lane, Dynamical breaking of weak interaction symmetries, *Phys. Lett.* **90B**, 125 (1980).
- [136] V. D. Angelopoulos, J. Ellis, H. Kowalski, D. V. Nanopoulos, N. D. Tracas, and F. Zwirner, Search for new quarks suggested by the superstring, *Nucl. Phys.* **B292**, 59 (1987).
- [137] W. Buchmuller and D. Wyler, Constraints on SU(5) type leptoquarks, *Phys. Lett. B* **177**, 377 (1986).
- [138] J. C. Pati and A. Salam, Lepton number as the fourth color, *Phys. Rev. D* **10**, 275 (1974); **11**, 703(E) (1975).
- [139] H. Georgi and S. L. Glashow, Unity of All Elementary Particle Forces, *Phys. Rev. Lett.* **32**, 438 (1974).
- [140] CMS Collaboration, Search for a Vectorlike Quark with Charge 2/3 in $t + Z$ Events from pp Collisions at $\sqrt{s} = 7$ TeV, *Phys. Rev. Lett.* **107**, 271802 (2011).
- [141] ATLAS Collaboration, Report No. ATL-GEN-PUB-2016-002, 2016, <http://cds.cern.ch/record/2202407>.

M. Aaboud,^{136d} G. Aad,⁸⁷ B. Abbott,¹¹⁴ J. Abdallah,⁶⁵ O. Abdinov,¹² B. Abeloos,¹¹⁸ R. Aben,¹⁰⁸ O. S. AbouZeid,¹³⁸ N. L. Abraham,¹⁵⁰ H. Abramowicz,¹⁵⁴ H. Abreu,¹⁵³ R. Abreu,¹¹⁷ Y. Abulaiti,^{147a,147b} B. S. Acharya,^{164a,164b,b} L. Adamczyk,^{40a} D. L. Adams,²⁷ J. Adelman,¹⁰⁹ S. Adomeit,¹⁰¹ T. Adye,¹³² A. A. Affolder,⁷⁶ T. Agatonovic-Jovin,¹⁴ J. Agricola,⁵⁶ J. A. Aguilar-Saavedra,^{127a,127f} S. P. Ahlen,²⁴ F. Ahmadov,^{67,c} G. Aielli,^{134a,134b} H. Akerstedt,^{147a,147b} T. P. A. Åkesson,⁸³ A. V. Akimov,⁹⁷ G. L. Alberghi,^{22a,22b} J. Albert,¹⁶⁹ S. Albrand,⁵⁷ M. J. Alconada Verzini,⁷³ M. Aleksa,³² I. N. Aleksandrov,⁶⁷ C. Alexa,^{28b} G. Alexander,¹⁵⁴ T. Alexopoulos,¹⁰ M. Alhroob,¹¹⁴ B. Ali,¹²⁹ M. Aliev,^{75a,75b} G. Alimonti,^{93a} J. Alison,³³ S. P. Alkire,³⁷ B. M. M. Allbrooke,¹⁵⁰ B. W. Allen,¹¹⁷ P. P. Allport,¹⁹ A. Aloisio,^{105a,105b} A. Alonso,³⁸ F. Alonso,⁷³ C. Alpigiani,¹³⁹ M. Alstary,⁸⁷ B. Alvarez Gonzalez,³² D. Álvarez Piqueras,¹⁶⁷ M. G. Alviggi,^{105a,105b} B. T. Amadio,¹⁶ K. Amako,⁶⁸ Y. Amaral Coutinho,^{26a} C. Amelung,²⁵ D. Amidei,⁹¹ S. P. Amor Dos Santos,^{127a,127c} A. Amorim,^{127a,127b} S. Amoroso,³² G. Amundsen,²⁵ C. Anastopoulos,¹⁴⁰ L. S. Ancu,⁵¹ N. Andari,¹⁰⁹ T. Andeen,¹¹ C. F. Anders,^{60b} G. Anders,³² J. K. Anders,⁷⁶ K. J. Anderson,³³ A. Andreazza,^{93a,93b} V. Andrei,^{60a} S. Angelidakis,⁹ I. Angelozzi,¹⁰⁸ P. Anger,⁴⁶ A. Angerami,³⁷ F. Anghinolfi,³² A. V. Anisenkov,^{110,d} N. Anjos,¹³ A. Annovi,^{125a,125b} C. Antel,^{60a} M. Antonelli,⁴⁹ A. Antonov,^{99,a} F. Anulli,^{133a} M. Aoki,⁶⁸ L. Aperio Bella,¹⁹ G. Arabidze,⁹² Y. Arai,⁶⁸ J. P. Araque,^{127a} A. T. H. Arce,⁴⁷ F. A. Arduh,⁷³ J.-F. Arguin,⁹⁶ S. Argyropoulos,⁶⁵ M. Arik,^{20a} A. J. Armbruster,¹⁴⁴ L. J. Armitage,⁷⁸ O. Arnaez,³² H. Arnold,⁵⁰ M. Arratia,³⁰ O. Arslan,²³ A. Artamonov,⁹⁸ G. Artoni,¹²¹ S. Artz,⁸⁵ S. Asai,¹⁵⁶ N. Asbah,⁴⁴ A. Ashkenazi,¹⁵⁴ B. Åsman,^{147a,147b} L. Asquith,¹⁵⁰ K. Assamagan,²⁷ R. Astalos,^{145a} M. Atkinson,¹⁶⁶ N. B. Atlay,¹⁴² K. Augsten,¹²⁹ G. Avolio,³² B. Axen,¹⁶ M. K. Ayoub,¹¹⁸ G. Azuelos,^{96,e} M. A. Baak,³² A. E. Baas,^{60a} M. J. Baca,¹⁹ H. Bachacou,¹³⁷ K. Bachas,^{75a,75b} M. Backes,³² M. Backhaus,³² P. Bagiachi,^{133a,133b} P. Bagnaia,^{133a,133b} Y. Bai,^{35a} J. T. Baines,¹³² O. K. Baker,¹⁷⁶ E. M. Baldin,^{110,d} P. Balek,¹³⁰ T. Balestri,¹⁴⁹ F. Balli,¹³⁷ W. K. Balunas,¹²³ E. Banas,⁴¹ Sw. Banerjee,^{173,f} A. A. E. Bannoura,¹⁷⁵ L. Barak,³² E. L. Barberio,⁹⁰ D. Barberis,^{52a,52b} M. Barbero,⁸⁷ T. Barillari,¹⁰² T. Barklow,¹⁴⁴ N. Barlow,³⁰ S. L. Barnes,⁸⁶ B. M. Barnett,¹³² R. M. Barnett,¹⁶ Z. Barnovska,⁵ A. Baronecelli,^{135a} G. Barone,²⁵ A. J. Barr,¹²¹ L. Barranco Navarro,¹⁶⁷ F. Barreiro,⁸⁴ J. Barreiro Guimarães da Costa,^{35a} R. Bartoldus,¹⁴⁴ A. E. Barton,⁷⁴ P. Bartos,^{145a} A. Basalaeu,¹²⁴ A. Bassalat,¹¹⁸ R. L. Bates,⁵⁵ S. J. Batista,¹⁵⁹ J. R. Batley,³⁰ M. Battaglia,¹³⁸ M. Bause,^{133a,133b} F. Bauer,¹³⁷ H. S. Bawa,^{144,g} J. B. Beacham,¹¹² M. D. Beattie,⁷⁴ T. Beau,⁸² P. H. Beauchemin,¹⁶² P. Bechtel,²³ H. P. Beck,^{18,h} K. Becker,¹²¹ M. Becker,⁸⁵ M. Beckingham,¹⁷⁰ C. Becot,¹¹¹ A. J. Beddall,^{20d} A. Beddall,^{20b} V. A. Bednyakov,⁶⁷ M. Bedognetti,¹⁰⁸ C. P. Bee,¹⁴⁹ L. J. Beemster,¹⁰⁸ T. A. Beermann,³²

M. Begel,²⁷ J. K. Behr,⁴⁴ C. Belanger-Champagne,⁸⁹ A. S. Bell,⁸⁰ G. Bella,¹⁵⁴ L. Bellagamba,^{22a} A. Bellerive,³¹ M. Bellomo,⁸⁸ K. Belotskiy,⁹⁹ O. Beltramello,³² N. L. Belyaev,⁹⁹ O. Benary,¹⁵⁴ D. Benckekroun,^{136a} M. Bender,¹⁰¹ K. Bendtz,^{147a,147b} N. Benekos,¹⁰ Y. Benhamou,¹⁵⁴ E. Benhar Nocchioli,¹⁷⁶ J. Benitez,⁶⁵ D. P. Benjamin,⁴⁷ J. R. Bensinger,²⁵ S. Bentvelsen,¹⁰⁸ L. Beresford,¹²¹ M. Beretta,⁴⁹ D. Berge,¹⁰⁸ E. Bergeaas Kuutmann,¹⁶⁵ N. Berger,⁵ J. Beringer,¹⁶ S. Berlendis,⁵⁷ N. R. Bernard,⁸⁸ C. Bernius,¹¹¹ F. U. Bernlochner,²³ T. Berry,⁷⁹ P. Berta,¹³⁰ C. Bertella,⁸⁵ G. Bertoli,^{147a,147b} F. Bertolucci,^{125a,125b} I. A. Bertram,⁷⁴ C. Bertsche,⁴⁴ D. Bertsche,¹¹⁴ G. J. Besjes,³⁸ O. Bessidskaia Bylund,^{147a,147b} M. Bessner,⁴⁴ N. Besson,¹³⁷ C. Betancourt,⁵⁰ S. Bethke,¹⁰² A. J. Bevan,⁷⁸ W. Bhimji,¹⁶ R. M. Bianchi,¹²⁶ L. Bianchini,²⁵ M. Bianco,³² O. Biebel,¹⁰¹ D. Biedermann,¹⁷ R. Bielski,⁸⁶ N. V. Biesuz,^{125a,125b} M. Biglietti,^{135a} J. Bilbao De Mendizabal,⁵¹ H. Bilokon,⁴⁹ M. Bindi,⁵⁶ S. Binet,¹¹⁸ A. Bingul,^{20b} C. Bini,^{133a,133b} S. Biondi,^{22a,22b} D. M. Bjergaard,⁴⁷ C. W. Black,¹⁵¹ J. E. Black,¹⁴⁴ K. M. Black,²⁴ D. Blackburn,¹³⁹ R. E. Blair,⁶ J.-B. Blanchard,¹³⁷ J. E. Blanco,⁷⁹ T. Blazek,^{145a} I. Bloch,⁴⁴ C. Blocker,²⁵ W. Blum,^{85,a} U. Blumenschein,⁵⁶ S. Blunier,^{34a} G. J. Bobbink,¹⁰⁸ V. S. Bobrovnikov,^{110,d} S. S. Bocchetta,⁸³ A. Bocci,⁴⁷ C. Bock,¹⁰¹ M. Boehler,⁵⁰ D. Boerner,¹⁷⁵ J. A. Bogaerts,³² D. Bogavac,¹⁴ A. G. Bogdanchikov,¹¹⁰ C. Bohm,^{147a} V. Boisvert,⁷⁹ P. Bokan,¹⁴ T. Bold,^{40a} A. S. Boldyrev,^{164a,164c} M. Bomben,⁸² M. Bona,⁷⁸ M. Boonekamp,¹³⁷ A. Borisov,¹³¹ G. Borissov,⁷⁴ J. Bortfeldt,³² D. Bortoletto,¹²¹ V. Bortolotto,^{62a,62b,62c} K. Bos,¹⁰⁸ D. Boscherini,^{22a} M. Bosman,¹³ J. D. Bossio Sola,²⁹ J. Boudreau,¹²⁶ J. Bouffard,² E. V. Bouhova-Thacker,⁷⁴ D. Boumediene,³⁶ C. Bourdarios,¹¹⁸ S. K. Boutle,⁵⁵ A. Boveia,³² J. Boyd,³² I. R. Boyko,⁶⁷ J. Bracinik,¹⁹ A. Brandt,⁸ G. Brandt,⁵⁶ O. Brandt,^{60a} U. Bratzler,¹⁵⁷ B. Brau,⁸⁸ J. E. Brau,¹¹⁷ H. M. Braun,^{175,a} W. D. Breaden Madden,⁵⁵ K. Brendlinger,¹²³ A. J. Brennan,⁹⁰ L. Brenner,¹⁰⁸ R. Brenner,¹⁶⁵ S. Bressler,¹⁷² T. M. Bristow,⁴⁸ D. Britton,⁵⁵ D. Britzger,⁴⁴ F. M. Brochu,³⁰ I. Brock,²³ R. Brock,⁹² G. Brooijmans,³⁷ T. Brooks,⁷⁹ W. K. Brooks,^{34b} J. Brosamer,¹⁶ E. Brost,¹¹⁷ J. H. Broughton,¹⁹ P. A. Bruckman de Renstrom,⁴¹ D. Bruncko,^{145b} R. Bruneliere,⁵⁰ A. Bruni,^{22a} G. Bruni,^{22a} L. S. Bruni,¹⁰⁸ BH Brunt,³⁰ M. Bruschi,^{22a} N. Brusino,²³ P. Bryant,³³ L. Bryngemark,⁸³ T. Buanes,¹⁵ Q. Buat,¹⁴³ P. Buchholz,¹⁴² A. G. Buckley,⁵⁵ I. A. Budagov,⁶⁷ F. Buehrer,⁵⁰ M. K. Bugge,¹²⁰ O. Bulekov,⁹⁹ D. Bullock,⁸ H. Burckhart,³² S. Burdin,⁷⁶ C. D. Burgard,⁵⁰ B. Burghgrave,¹⁰⁹ K. Burka,⁴¹ S. Burke,¹³² I. Burmeister,⁴⁵ J. T. P. Burr,¹²¹ E. Busato,³⁶ D. Büscher,⁵⁰ V. Büscher,⁸⁵ P. Bussey,⁵⁵ J. M. Butler,²⁴ C. M. Buttar,⁵⁵ J. M. Butterworth,⁸⁰ P. Butti,¹⁰⁸ W. Buttinger,²⁷ A. Buzatu,⁵⁵ A. R. Buzykaev,^{110,d} S. Cabrera Urbán,¹⁶⁷ D. Caforio,¹²⁹ V. M. Cairo,^{39a,39b} O. Cakir,^{4a} N. Calace,⁵¹ P. Calafiura,¹⁶ A. Calandri,⁸⁷ G. Calderini,⁸² P. Calfayan,¹⁰¹ L. P. Caloba,^{26a} S. Calvente Lopez,⁸⁴ D. Calvet,³⁶ S. Calvet,³⁶ T. P. Calvet,⁸⁷ R. Camacho Toro,³³ S. Camarda,³² P. Camarri,^{134a,134b} D. Cameron,¹²⁰ R. Caminal Armadans,¹⁶⁶ C. Camincher,⁵⁷ S. Campana,³² M. Campanelli,⁸⁰ A. Camplani,^{93a,93b} A. Campoverde,¹⁴² V. Canale,^{105a,105b} A. Canepa,^{160a} M. Cano Bret,^{35e} J. Cantero,¹¹⁵ R. Cantrill,^{127a} T. Cao,⁴² M. D. M. Capeans Garrido,³² I. Caprini,^{28b} M. Caprini,^{28b} M. Capua,^{39a,39b} R. Caputo,⁸⁵ R. M. Carbone,³⁷ R. Cardarelli,^{134a} F. Cardillo,⁵⁰ I. Carli,¹³⁰ T. Carli,³² G. Carlino,^{105a} L. Carminati,^{93a,93b} S. Caron,¹⁰⁷ E. Carquin,^{34b} G. D. Carrillo-Montoya,³² J. R. Carter,³⁰ J. Carvalho,^{127a,127c} D. Casadei,¹⁹ M. P. Casado,^{13,i} M. Casolino,¹³ D. W. Casper,¹⁶³ E. Castaneda-Miranda,^{146a} R. Castelijm,¹⁰⁸ A. Castelli,¹⁰⁸ V. Castillo Gimenez,¹⁶⁷ N. F. Castro,^{127a,j} A. Catinaccio,³² J. R. Catmore,¹²⁰ A. Cattai,³² J. Caudron,⁸⁵ V. Cavaliere,¹⁶⁶ E. Cavallaro,¹³ D. Cavalli,^{93a} M. Cavalli-Sforza,¹³ V. Cavasinni,^{125a,125b} F. Ceradini,^{135a,135b} L. Cerda Alberich,¹⁶⁷ B. C. Cerio,⁴⁷ A. S. Cerqueira,^{26b} A. Cerri,¹⁵⁰ L. Cerrito,⁷⁸ F. Cerutti,¹⁶ M. Cerv,³² A. Cervelli,¹⁸ S. A. Cetin,^{20c} A. Chafaq,^{136a} D. Chakraborty,¹⁰⁹ S. K. Chan,⁵⁹ Y. L. Chan,^{62a} P. Chang,¹⁶⁶ J. D. Chapman,³⁰ D. G. Charlton,¹⁹ A. Chatterjee,⁵¹ C. C. Chau,¹⁵⁹ C. A. Chavez Barajas,¹⁵⁰ S. Che,¹¹² S. Cheatham,⁷⁴ A. Chegwidden,⁹² S. Chekanov,⁶ S. V. Chekulaev,^{160a} G. A. Chelkov,^{67,k} M. A. Chelstowska,⁹¹ C. Chen,⁶⁶ H. Chen,²⁷ K. Chen,¹⁴⁹ S. Chen,^{35c} S. Chen,¹⁵⁶ X. Chen,^{35f} Y. Chen,⁶⁹ H. C. Cheng,⁹¹ H. J. Cheng,^{35a} Y. Cheng,³³ A. Cheplakov,⁶⁷ E. Cheremushkina,¹³¹ R. Cherkaoui El Moursli,^{136e} V. Chernyatin,^{27,a} E. Cheu,⁷ L. Chevalier,¹³⁷ V. Chiarella,⁴⁹ G. Chiarelli,^{125a,125b} G. Chiodini,^{75a} A. S. Chisholm,¹⁹ A. Chitan,^{28b} M. V. Chizhov,⁶⁷ K. Choi,⁶³ A. R. Chomont,³⁶ S. Chouridou,⁹ B. K. B. Chow,¹⁰¹ V. Christodoulou,⁸⁰ D. Chromek-Burckhart,³² J. Chudoba,¹²⁸ A. J. Chuinard,⁸⁹ J. J. Chwastowski,⁴¹ L. Chytka,¹¹⁶ G. Ciapetti,^{133a,133b} A. K. Ciftci,^{4a} D. Cinca,⁴⁵ V. Cindro,⁷⁷ I. A. Cioara,²³ C. Ciocca,^{22a,22b} A. Ciocio,¹⁶ F. Ciotto,^{105a,105b} Z. H. Citron,¹⁷² M. Citterio,^{93a} M. Ciubancan,^{28b} A. Clark,⁵¹ B. L. Clark,⁵⁹ M. R. Clark,³⁷ P. J. Clark,⁴⁸ R. N. Clarke,¹⁶ C. Clement,^{147a,147b} Y. Coadou,⁸⁷ M. Cobal,^{164a,164c} A. Coccaro,⁵¹ J. Cochran,⁶⁶ L. Coffey,²⁵ L. Colasurdo,¹⁰⁷ B. Cole,³⁷ A. P. Colijn,¹⁰⁸ J. Collot,⁵⁷ T. Colombo,³² G. Compostella,¹⁰² P. Conde Muiño,^{127a,127b} E. Coniavitis,⁵⁰ S. H. Connell,^{146b} I. A. Connelly,⁷⁹ V. Consorti,⁵⁰ S. Constantinescu,^{28b} G. Conti,³² F. Conventi,^{105a,1} M. Cooke,¹⁶ B. D. Cooper,⁸⁰ A. M. Cooper-Sarkar,¹²¹ K. J. R. Cormier,¹⁵⁹ T. Cornelissen,¹⁷⁵ M. Corradi,^{133a,133b} F. Corriveau,^{89,m} A. Corso-Radu,¹⁶³ A. Cortes-Gonzalez,¹³ G. Cortiana,¹⁰² G. Costa,^{93a} M. J. Costa,¹⁶⁷ D. Costanzo,¹⁴⁰ G. Cottin,³⁰ G. Cowan,⁷⁹ B. E. Cox,⁸⁶ K. Cranmer,¹¹¹ S. J. Crawley,⁵⁵ G. Cree,³¹ S. Crépe-Renaudin,⁵⁷

F. Crescioli,⁸² W. A. Cribbs,^{147a,147b} M. Crispin Ortuzar,¹²¹ M. Cristinziani,²³ V. Croft,¹⁰⁷ G. Crosetti,^{39a,39b}
T. Cuhadar Donszelmann,¹⁴⁰ J. Cummings,¹⁷⁶ M. Curatolo,⁴⁹ J. Cúth,⁸⁵ C. Cuthbert,¹⁵¹ H. Czirr,¹⁴² P. Czodrowski,³
G. D'amen,^{22a,22b} S. D'Auria,⁵⁵ M. D'Onofrio,⁷⁶ M. J. Da Cunha Sargedas De Sousa,^{127a,127b} C. Da Via,⁸⁶ W. Dabrowski,^{40a}
T. Dado,^{145a} T. Dai,⁹¹ O. Dale,¹⁵ F. Dallaire,⁹⁶ C. Dallapiccola,⁸⁸ M. Dam,³⁸ J. R. Dandoy,³³ N. P. Dang,⁵⁰ A. C. Daniells,¹⁹
N. S. Dann,⁸⁶ M. Danninger,¹⁶⁸ M. Dano Hoffmann,¹³⁷ V. Dao,⁵⁰ G. Darbo,^{52a} S. Darmora,⁸ J. Dassoulas,³ A. Dattagupta,⁶³
W. Davey,²³ C. David,¹⁶⁹ T. Davidek,¹³⁰ M. Davies,¹⁵⁴ P. Davison,⁸⁰ E. Dawe,⁹⁰ I. Dawson,¹⁴⁰
R. K. Daya-Ishmukhametova,⁸⁸ K. De,⁸ R. de Asmundis,^{105a} A. De Benedetti,¹¹⁴ S. De Castro,^{22a,22b} S. De Cecco,⁸²
N. De Groot,¹⁰⁷ P. de Jong,¹⁰⁸ H. De la Torre,⁸⁴ F. De Lorenzi,⁶⁶ A. De Maria,⁵⁶ D. De Pedis,^{133a} A. De Salvo,^{133a}
U. De Sanctis,¹⁵⁰ A. De Santo,¹⁵⁰ J. B. De Vivie De Regie,¹¹⁸ W. J. Dearnaley,⁷⁴ R. Debbe,²⁷ C. Debenedetti,¹³⁸
D. V. Dedovich,⁶⁷ N. Dehghanian,³ I. Deigaard,¹⁰⁸ M. Del Gaudio,^{39a,39b} J. Del Peso,⁸⁴ T. Del Prete,^{125a,125b} D. Delgove,¹¹⁸
F. Deliot,¹³⁷ C. M. Delitzsch,⁵¹ M. Deliyergiyev,⁷⁷ A. Dell'Acqua,³² L. Dell'Asta,²⁴ M. Dell'Orso,^{125a,125b}
M. Della Pietra,^{105a,1} D. della Volpe,⁵¹ M. Delmastro,⁵ P. A. Delsart,⁵⁷ D. A. DeMarco,¹⁵⁹ S. Demers,¹⁷⁶ M. Demichev,⁶⁷
A. Demilly,⁸² S. P. Denisov,¹³¹ D. Denysiuk,¹³⁷ D. Derendarz,⁴¹ J. E. Derkaoui,^{136d} F. Derue,⁸² P. Dervan,⁷⁶ K. Desch,²³
C. Deterre,⁴⁴ K. Dette,⁴⁵ P. O. Deviveiros,³² A. Dewhurst,¹³² S. Dhaliwal,²⁵ A. Di Ciaccio,^{134a,134b} L. Di Ciaccio,⁵
W. K. Di Clemente,¹²³ C. Di Donato,^{133a,133b} A. Di Girolamo,³² B. Di Girolamo,³² B. Di Micco,^{135a,135b} R. Di Nardo,³²
A. Di Simone,⁵⁰ R. Di Sipio,¹⁵⁹ D. Di Valentino,³¹ C. Diaconu,⁸⁷ M. Diamond,¹⁵⁹ F. A. Dias,⁴⁸ M. A. Diaz,^{34a} E. B. Diehl,⁹¹
J. Dietrich,¹⁷ S. Diglio,⁸⁷ A. Dimitrievska,¹⁴ J. Dingfelder,²³ P. Dita,^{28b} S. Dita,^{28b} F. Dittus,³² F. Djama,⁸⁷ T. Djobava,^{53b}
J. I. Djuvsland,^{60a} M. A. B. do Vale,^{26c} D. Dobos,³² M. Dobre,^{28b} C. Doglioni,⁸³ T. Dohmae,¹⁵⁶ J. Dolejsi,¹³⁰ Z. Dolezal,¹³⁰
B. A. Dolgoshein,^{99a} M. Donadelli,^{26d} S. Donati,^{125a,125b} P. Dondero,^{122a,122b} J. Donini,³⁶ J. Dopke,¹³² A. Doria,^{105a}
M. T. Dova,⁷³ A. T. Doyle,⁵⁵ E. Drechsler,⁵⁶ M. Dris,¹⁰ Y. Du,^{35d} J. Duarte-Campderros,¹⁵⁴ E. Duchovni,¹⁷² G. Duckeck,¹⁰¹
O. A. Ducu,^{96,n} D. Duda,¹⁰⁸ A. Dudarev,³² E. M. Duffield,¹⁶ L. Dufлот,¹¹⁸ L. Duguid,⁷⁹ M. Dührssen,³² M. Dumancic,¹⁷²
M. Dunford,^{60a} H. Duran Yildiz,^{4a} M. Düren,⁵⁴ A. Durglishvili,^{53b} D. Duschinger,⁴⁶ B. Dutta,⁴⁴ M. Dyndal,⁴⁴ C. Eckardt,⁴⁴
K. M. Ecker,¹⁰² R. C. Edgar,⁹¹ N. C. Edwards,⁴⁸ T. Eifert,³² G. Eigen,¹⁵ K. Einsweiler,¹⁶ T. Ekelof,¹⁶⁵ M. El Kacimi,^{136c}
V. Ellajosyula,⁸⁷ M. Ellert,¹⁶⁵ S. Elles,⁵ F. Ellinghaus,¹⁷⁵ A. A. Elliot,¹⁶⁹ N. Ellis,³² J. Elmsheuser,²⁷ M. Elsing,³²
D. Emelianov,¹³² Y. Enari,¹⁵⁶ O. C. Endner,⁸⁵ M. Endo,¹¹⁹ J. S. Ennis,¹⁷⁰ J. Erdmann,⁴⁵ A. Ereditato,¹⁸ G. Ernis,¹⁷⁵ J. Ernst,²
M. Ernst,²⁷ S. Errede,¹⁶⁶ E. Ertel,⁸⁵ M. Escalier,¹¹⁸ H. Esch,⁴⁵ C. Escobar,¹²⁶ B. Esposito,⁴⁹ A. I. Etienvre,¹³⁷ E. Etzion,¹⁵⁴
H. Evans,⁶³ A. Ezhilov,¹²⁴ F. Fabbri,^{22a,22b} L. Fabbri,^{22a,22b} G. Facini,³³ R. M. Fakhrutdinov,¹³¹ S. Falciano,^{133a} R. J. Falla,⁸⁰
J. Faltova,¹³⁰ Y. Fang,^{35a} M. Fanti,^{93a,93b} A. Farbin,⁸ A. Farilla,^{135a} C. Farina,¹²⁶ E. M. Farina,^{122a,122b} T. Farooque,¹³
S. Farrell,¹⁶ S. M. Farrington,¹⁷⁰ P. Farthouat,³² F. Fassi,^{136e} P. Fassnacht,³² D. Fassouliotis,⁹ M. Fauci Giannelli,⁷⁹
A. Favareto,^{52a,52b} W. J. Fawcett,¹²¹ L. Fayard,¹¹⁸ O. L. Fedin,^{124,o} W. Fedorko,¹⁶⁸ S. Feigl,¹²⁰ L. Feligioni,⁸⁷ C. Feng,^{35d}
E. J. Feng,³² H. Feng,⁹¹ A. B. Fenyuk,¹³¹ L. Feremenga,⁸ P. Fernandez Martinez,¹⁶⁷ S. Fernandez Perez,¹³ J. Ferrando,⁵⁵
A. Ferrari,¹⁶⁵ P. Ferrari,¹⁰⁸ R. Ferrari,^{122a} D. E. Ferreira de Lima,^{60b} A. Ferrer,¹⁶⁷ D. Ferrere,⁵¹ C. Ferretti,⁹¹
A. Ferretto Parodi,^{52a,52b} F. Fiedler,⁸⁵ A. Filipčić,⁷⁷ M. Filipuzzi,⁴⁴ F. Filthaut,¹⁰⁷ M. Fincke-Keeler,¹⁶⁹ K. D. Finelli,¹⁵¹
M. C. N. Fiolhais,^{127a,127c} L. Fiorini,¹⁶⁷ A. Firan,⁴² A. Fischer,² C. Fischer,¹³ J. Fischer,¹⁷⁵ W. C. Fisher,⁹² N. Flaschel,⁴⁴
I. Fleck,¹⁴² P. Fleischmann,⁹¹ G. T. Fletcher,¹⁴⁰ R. R. M. Fletcher,¹²³ T. Flick,¹⁷⁵ A. Floderus,⁸³ L. R. Flores Castillo,^{62a}
M. J. Flowerdew,¹⁰² G. T. Forcolin,⁸⁶ A. Formica,¹³⁷ A. Forti,⁸⁶ A. G. Foster,¹⁹ D. Fournier,¹¹⁸ H. Fox,⁷⁴ S. Fracchia,¹³
P. Francavilla,⁸² M. Franchini,^{22a,22b} D. Francis,³² L. Franconi,¹²⁰ M. Franklin,⁵⁹ M. Frate,¹⁶³ M. Fraternali,^{122a,122b}
D. Freeborn,⁸⁰ S. M. Fressard-Batraneanu,³² F. Friedrich,⁴⁶ D. Froidevaux,³² J. A. Frost,¹²¹ C. Fukunaga,¹⁵⁷
E. Fullana Torregrosa,⁸⁵ T. Fusayasu,¹⁰³ J. Fuster,¹⁶⁷ C. Gabaldon,⁵⁷ O. Gabizon,¹⁷⁵ A. Gabrielli,^{22a,22b} A. Gabrielli,¹⁶
G. P. Gach,^{40a} S. Gadatsch,³² S. Gadomski,⁵¹ G. Gagliardi,^{52a,52b} L. G. Gagnon,⁹⁶ P. Gagnon,⁶³ C. Galea,¹⁰⁷
B. Galhardo,^{127a,127c} E. J. Gallas,¹²¹ B. J. Gallop,¹³² P. Gallus,¹²⁹ G. Galster,³⁸ K. K. Gan,¹¹² J. Gao,^{35b,87} Y. Gao,⁴⁸
Y. S. Gao,^{144,g} F. M. Garay Walls,⁴⁸ C. García,¹⁶⁷ J. E. García Navarro,¹⁶⁷ M. Garcia-Sciveres,¹⁶ R. W. Gardner,³³
N. Garelli,¹⁴⁴ V. Garonne,¹²⁰ A. Gascon Bravo,⁴⁴ C. Gatti,⁴⁹ A. Gaudiello,^{52a,52b} G. Gaudio,^{122a} B. Gaur,¹⁴² L. Gauthier,⁹⁶
I. L. Gavrilenko,⁹⁷ C. Gay,¹⁶⁸ G. Gaycken,²³ E. N. Gazis,¹⁰ Z. Gece,¹⁶⁸ C. N. P. Gee,¹³² Ch. Geich-Gimbel,²³ M. Geisen,⁸⁵
M. P. Geisler,^{60a} C. Gemme,^{52a} M. H. Genest,⁵⁷ C. Geng,^{35b,p} S. Gentile,^{133a,133b} S. George,⁷⁹ D. Gerbaudo,¹³ A. Gershon,¹⁵⁴
S. Ghasemi,¹⁴² H. Ghazlane,^{136b} M. Ghneimat,²³ B. Giacobbe,^{22a} S. Giagu,^{133a,133b} P. Giannetti,^{125a,125b} B. Gibbard,²⁷
S. M. Gibson,⁷⁹ M. Gignac,¹⁶⁸ M. Gilchriese,¹⁶ T. P. S. Gillam,³⁰ D. Gillberg,³¹ G. Gilles,¹⁷⁵ D. M. Gingrich,^{3,e} N. Giokaris,⁹
M. P. Giordani,^{164a,164c} F. M. Giorgi,^{22a} F. M. Giorgi,¹⁷ P. F. Giraud,¹³⁷ P. Giromini,⁵⁹ D. Giugni,^{93a} F. Giuli,¹²¹ C. Giuliani,¹⁰²
M. Giulini,^{60b} B. K. Gjelsten,¹²⁰ S. Gkaitatzis,¹⁵⁵ I. Gkialas,¹⁵⁵ E. L. Gkougkousis,¹¹⁸ L. K. Gladilin,¹⁰⁰ C. Glasman,⁸⁴

J. Glatzer,³² P. C. F. Glaysheer,⁴⁸ A. Glazov,⁴⁴ M. Goblirsch-Kolb,¹⁰² J. Godlewski,⁴¹ S. Goldfarb,⁹⁰ T. Golling,⁵¹ D. Golubkov,¹³¹ A. Gomes,^{127a,127b,127d} R. Gonçalo,^{127a} J. Goncalves Pinto Firmino Da Costa,¹³⁷ G. Gonella,⁵⁰ L. Gonella,¹⁹ A. Gongadze,⁶⁷ S. González de la Hoz,¹⁶⁷ G. Gonzalez Parra,¹³ S. Gonzalez-Sevilla,⁵¹ L. Goossens,³² P. A. Gorbounov,⁹⁸ H. A. Gordon,²⁷ I. Gorelov,¹⁰⁶ B. Gorini,³² E. Gorini,^{75a,75b} A. Gorišek,⁷⁷ E. Gornicki,⁴¹ A. T. Goshaw,⁴⁷ C. Gössling,⁴⁵ M. I. Gostkin,⁶⁷ C. R. Goudet,¹¹⁸ D. Goujdami,^{136c} A. G. Goussiou,¹³⁹ N. Govender,^{146b,q} E. Gozani,¹⁵³ L. Graber,⁵⁶ I. Grabowska-Bold,^{40a} P. O. J. Gradin,⁵⁷ P. Grafström,^{22a,22b} J. Gramling,⁵¹ E. Gramstad,¹²⁰ S. Grancagnolo,¹⁷ V. Gratchev,¹²⁴ P. M. Gravila,^{28e} H. M. Gray,³² E. Graziani,^{135a} Z. D. Greenwood,^{81,r} C. Grefe,²³ K. Gregersen,⁸⁰ I. M. Gregor,⁴⁴ P. Grenier,¹⁴⁴ K. Grevtsov,⁵ J. Griffiths,⁸ A. A. Grillo,¹³⁸ K. Grimm,⁷⁴ S. Grinstein,^{13,s} Ph. Gris,³⁶ J.-F. Grivaz,¹¹⁸ S. Groh,⁸⁵ J. P. Grohs,⁴⁶ E. Gross,¹⁷² J. Grosse-Knetter,⁵⁶ G. C. Grossi,⁸¹ Z. J. Grout,¹⁵⁰ L. Guan,⁹¹ W. Guan,¹⁷³ J. Guenther,⁶⁴ F. Guescini,⁵¹ D. Guest,¹⁶³ O. Gueta,¹⁵⁴ E. Guido,^{52a,52b} T. Guillemin,⁵ S. Guindon,² U. Gul,⁵⁵ C. Gumpert,³² J. Guo,^{35e} Y. Guo,^{35b,p} S. Gupta,¹²¹ G. Gustavino,^{133a,133b} P. Gutierrez,¹¹⁴ N. G. Gutierrez Ortiz,⁸⁰ C. Gutsche,⁴⁶ C. Guyot,¹³⁷ C. Gwenlan,¹²¹ C. B. Gwilliam,⁷⁶ A. Haas,¹¹¹ C. Haber,¹⁶ H. K. Hadavand,⁸ N. Haddad,^{136e} A. Hadeef,⁸⁷ P. Haefner,²³ S. Hageböck,²³ Z. Hajduk,⁴¹ H. Hakobyan,^{177,a} M. Haleem,⁴⁴ J. Haley,¹¹⁵ G. Halladjian,⁹² G. D. Hallewell,⁸⁷ K. Hamacher,¹⁷⁵ P. Hamal,¹¹⁶ K. Hamano,¹⁶⁹ A. Hamilton,^{146a} G. N. Hamity,¹⁴⁰ P. G. Hamnett,⁴⁴ L. Han,^{35b} K. Hanagaki,^{68,t} K. Hanawa,¹⁵⁶ M. Hance,¹³⁸ B. Haney,¹²³ S. Hanisch,³² P. Hanke,^{60a} R. Hanna,¹³⁷ J. B. Hansen,³⁸ J. D. Hansen,³⁸ M. C. Hansen,²³ P. H. Hansen,³⁸ K. Hara,¹⁶¹ A. S. Hard,¹⁷³ T. Harenberg,¹⁷⁵ F. Hariri,¹¹⁸ S. Harkusha,⁹⁴ R. D. Harrington,⁴⁸ P. F. Harrison,¹⁷⁰ F. Hartjes,¹⁰⁸ N. M. Hartmann,¹⁰¹ M. Hasegawa,⁶⁹ Y. Hasegawa,¹⁴¹ A. Hasib,¹¹⁴ S. Hassani,¹³⁷ S. Haug,¹⁸ R. Hauser,⁹² L. Hauswald,⁴⁶ M. Havranek,¹²⁸ C. M. Hawkes,¹⁹ R. J. Hawkings,³² D. Hayden,⁹² C. P. Hays,¹²¹ J. M. Hays,⁷⁸ H. S. Hayward,⁷⁶ S. J. Haywood,¹³² S. J. Head,¹⁹ T. Heck,⁸⁵ V. Hedberg,⁸³ L. Heelan,⁸ S. Heim,¹²³ T. Heim,¹⁶ B. Heinemann,¹⁶ J. J. Heinrich,¹⁰¹ L. Heinrich,¹¹¹ C. Heinz,⁵⁴ J. Hejbal,¹²⁸ L. Helary,²⁴ S. Hellman,^{147a,147b} C. Helsen,³² J. Henderson,¹²¹ R. C. W. Henderson,⁷⁴ Y. Heng,¹⁷³ S. Henkelmann,¹⁶⁸ A. M. Henriques Correia,³² S. Henrot-Versille,¹¹⁸ G. H. Herbert,¹⁷ Y. Hernández Jiménez,¹⁶⁷ G. Herten,⁵⁰ R. Hertenberger,¹⁰¹ L. Hervas,³² G. G. Hesketh,⁸⁰ N. P. Hessey,¹⁰⁸ J. W. Hetherly,⁴² R. Hickling,⁷⁸ E. Higón-Rodríguez,¹⁶⁷ E. Hill,¹⁶⁹ J. C. Hill,³⁰ K. H. Hiller,⁴⁴ S. J. Hillier,¹⁹ I. Hinchliffe,¹⁶ E. Hines,¹²³ R. R. Hinman,¹⁶ M. Hirose,⁵⁰ D. Hirschbuehl,¹⁷⁵ J. Hobbs,¹⁴⁹ N. Hod,^{160a} M. C. Hodgkinson,¹⁴⁰ P. Hodgson,¹⁴⁰ A. Hoecker,³² M. R. Hoeferkamp,¹⁰⁶ F. Hoenig,¹⁰¹ D. Hohn,²³ T. R. Holmes,¹⁶ M. Homann,⁴⁵ T. M. Hong,¹²⁶ B. H. Hooberman,¹⁶⁶ W. H. Hopkins,¹¹⁷ Y. Horii,¹⁰⁴ A. J. Horton,¹⁴³ J.-Y. Hostachy,⁵⁷ S. Hou,¹⁵² A. Hoummada,^{136a} J. Howarth,⁴⁴ M. Hrabovsky,¹¹⁶ I. Hristova,¹⁷ J. Hrivnac,¹¹⁸ T. Hryn'ova,⁵ A. Hrynevich,⁹⁵ C. Hsu,^{146c} P. J. Hsu,^{152,u} S.-C. Hsu,¹³⁹ D. Hu,³⁷ Q. Hu,^{35b} Y. Huang,⁴⁴ Z. Hubacek,¹²⁹ F. Hubaut,⁸⁷ F. Huegging,²³ T. B. Huffman,¹²¹ E. W. Hughes,³⁷ G. Hughes,⁷⁴ M. Huhtinen,³² P. Huo,¹⁴⁹ N. Huseynov,^{67,c} J. Huston,⁹² J. Huth,⁵⁹ G. Iacobucci,⁵¹ G. Iakovidis,²⁷ I. Ibragimov,¹⁴² L. Iconomidou-Fayard,¹¹⁸ E. Ideal,¹⁷⁶ Z. Idrissi,^{136e} P. Ingo,³² O. Igonkina,^{108,v} T. Iizawa,¹⁷¹ Y. Ikegami,⁶⁸ M. Ikeno,⁶⁸ Y. Ilchenko,^{11,w} D. Iliadis,¹⁵⁵ N. Ilic,¹⁴⁴ T. Ince,¹⁰² G. Introzzi,^{122a,122b} P. Ioannou,^{9,a} M. Iodice,^{135a} K. Iordanidou,³⁷ V. Ippolito,⁵⁹ M. Ishino,⁷⁰ M. Ishitsuka,¹⁵⁸ R. Ishmukhametov,¹¹² C. Issever,¹²¹ S. Istin,^{20a} F. Ito,¹⁶¹ J. M. Iturbe Ponce,⁸⁶ R. Iuppa,^{134a,134b} W. Iwanski,⁴¹ H. Iwasaki,⁶⁸ J. M. Izen,⁴³ V. Izzo,^{105a} S. Jabbar,³ B. Jackson,¹²³ M. Jackson,⁷⁶ P. Jackson,¹ V. Jain,² K. B. Jakobi,⁸⁵ K. Jakobs,⁵⁰ S. Jakobsen,³² T. Jakoubek,¹²⁸ D. O. Jamin,¹¹⁵ D. K. Jana,⁸¹ E. Jansen,⁸⁰ R. Jansky,⁶⁴ J. Janssen,²³ M. Janus,⁵⁶ G. Jarlskog,⁸³ N. Javadov,^{67,c} T. Javůrek,⁵⁰ F. Jeanneau,¹³⁷ L. Jeanty,¹⁶ J. Jejelava,^{53a,x} G.-Y. Jeng,¹⁵¹ D. Jennens,⁹⁰ P. Jenni,^{50,y} J. Jentsch,⁴⁵ C. Jeske,¹⁷⁰ S. Jézéquel,⁵ H. Ji,¹⁷³ J. Jia,¹⁴⁹ H. Jiang,⁶⁶ Y. Jiang,^{35b} S. Jiggins,⁸⁰ J. Jimenez Pena,¹⁶⁷ S. Jin,^{35a} A. Jinaru,^{28b} O. Jinnouchi,¹⁵⁸ P. Johansson,¹⁴⁰ K. A. Johns,⁷ W. J. Johnson,¹³⁹ K. Jon-And,^{147a,147b} G. Jones,¹⁷⁰ R. W. L. Jones,⁷⁴ S. Jones,⁷ T. J. Jones,⁷⁶ J. Jongmanns,^{60a} P. M. Jorge,^{127a,127b} J. Jovicevic,^{160a} X. Ju,¹⁷³ A. Juste Rozas,^{13,s} M. K. Köhler,¹⁷² A. Kaczmarska,⁴¹ M. Kado,¹¹⁸ H. Kagan,¹¹² M. Kagan,¹⁴⁴ S. J. Kahn,⁸⁷ E. Kajomovitz,⁴⁷ C. W. Kalderon,¹²¹ A. Kaluza,⁸⁵ S. Kama,⁴² A. Kamenshchikov,¹³¹ N. Kanaya,¹⁵⁶ S. Kaneti,³⁰ L. Kanjir,⁷⁷ V. A. Kantserov,⁹⁹ J. Kanzaki,⁶⁸ B. Kaplan,¹¹¹ L. S. Kaplan,¹⁷³ A. Kapliy,³³ D. Kar,^{146c} K. Karakostas,¹⁰ A. Karamaoun,³ N. Karastathis,¹⁰ M. J. Kareem,⁵⁶ E. Karentzos,¹⁰ M. Karnevskiy,⁸⁵ S. N. Karpov,⁶⁷ Z. M. Karpova,⁶⁷ K. Karthik,¹¹¹ V. Kartvelishvili,⁷⁴ A. N. Karyukhin,¹³¹ K. Kasahara,¹⁶¹ L. Kashif,¹⁷³ R. D. Kass,¹¹² A. Kastanas,¹⁵ Y. Kataoka,¹⁵⁶ C. Kato,¹⁵⁶ A. Katre,⁵¹ J. Katzy,⁴⁴ K. Kawagoe,⁷² T. Kawamoto,¹⁵⁶ G. Kawamura,⁵⁶ S. Kazama,¹⁵⁶ V. F. Kazanin,^{110,d} R. Keeler,¹⁶⁹ R. Kehoe,⁴² J. S. Keller,⁴⁴ J. J. Kempster,⁷⁹ K. Kentaro,¹⁰⁴ H. Keoshkerian,¹⁵⁹ O. Kepka,¹²⁸ B. P. Kerševan,⁷⁷ S. Kersten,¹⁷⁵ R. A. Keyes,⁸⁹ M. Khader,¹⁶⁶ F. Khalil-zada,¹² A. Khanov,¹¹⁵ A. G. Kharlamov,^{110,d} T. J. Khoo,⁵¹ V. Khovanskii,⁹⁸ E. Khramov,⁶⁷ J. Khubua,^{53b,z} S. Kido,⁶⁹ H. Y. Kim,⁸ S. H. Kim,¹⁶¹ Y. K. Kim,³³ N. Kimura,¹⁵⁵ O. M. Kind,¹⁷ B. T. King,⁷⁶ M. King,¹⁶⁷ S. B. King,¹⁶⁸ J. Kirk,¹³² A. E. Kiryunin,¹⁰² T. Kishimoto,⁶⁹ D. Kisieleska,^{40a} F. Kiss,⁵⁰ K. Kiuchi,¹⁶¹ O. Kivernyk,¹³⁷

E. Kladiva,^{145b} M. H. Klein,³⁷ M. Klein,⁷⁶ U. Klein,⁷⁶ K. Kleinknecht,⁸⁵ P. Klimek,¹⁰⁹ A. Klimentov,²⁷ R. Klingenberg,⁴⁵ J. A. Klinger,¹⁴⁰ T. Klioutchnikova,³² E.-E. Kluge,^{60a} P. Kluit,¹⁰⁸ S. Kluth,¹⁰² J. Knapik,⁴¹ E. Kneringer,⁶⁴ E. B. F. G. Knoops,⁸⁷ A. Knue,⁵⁵ A. Kobayashi,¹⁵⁶ D. Kobayashi,¹⁵⁸ T. Kobayashi,¹⁵⁶ M. Kobel,⁴⁶ M. Kocian,¹⁴⁴ P. Kodys,¹³⁰ T. Koffas,³¹ E. Koffeman,¹⁰⁸ T. Koi,¹⁴⁴ H. Kolanoski,¹⁷ M. Kolb,^{60b} I. Koletsou,⁵ A. A. Komar,^{97a} Y. Komori,¹⁵⁶ T. Kondo,⁶⁸ N. Kondrashova,⁴⁴ K. Köneke,⁵⁰ A. C. König,¹⁰⁷ T. Kono,^{68aa} R. Konoplich,^{111bb} N. Konstantinidis,⁸⁰ R. Kopeliansky,⁶³ S. Koperny,^{40a} L. Köpke,⁸⁵ A. K. Kopp,⁵⁰ K. Korcyl,⁴¹ K. Kordas,¹⁵⁵ A. Korn,⁸⁰ A. A. Korol,^{110d} I. Korolkov,¹³ E. V. Korolkova,¹⁴⁰ O. Kortner,¹⁰² S. Kortner,¹⁰² T. Kosek,¹³⁰ V. V. Kostyukhin,²³ A. Kotwal,⁴⁷ A. Kourkoumeli-Charalampidi,¹⁵⁵ C. Kourkoumelis,⁹ V. Kouskoura,²⁷ A. B. Kowalewska,⁴¹ R. Kowalewski,¹⁶⁹ T. Z. Kowalski,^{40a} C. Kozakai,¹⁵⁶ W. Kozanecki,¹³⁷ A. S. Kozhin,¹³¹ V. A. Kramarenko,¹⁰⁰ G. Kramberger,⁷⁷ D. Krasnopevtsev,⁹⁹ M. W. Krasny,⁸² A. Krasznahorkay,³² J. K. Kraus,²³ A. Kravchenko,²⁷ M. Kretz,^{60c} J. Kretzschmar,⁷⁶ K. Kreutzfeldt,⁵⁴ P. Krieger,¹⁵⁹ K. Krizka,³³ K. Kroeninger,⁴⁵ H. Kroha,¹⁰² J. Kroll,¹²³ J. Kroseberg,²³ J. Krstic,¹⁴ U. Kruchonak,⁶⁷ H. Krüger,²³ N. Krumnack,⁶⁶ A. Kruse,¹⁷³ M. C. Kruse,⁴⁷ M. Kruskal,²⁴ T. Kubota,⁹⁰ H. Kucuk,⁸⁰ S. Kuday,^{4b} J. T. Kuechler,¹⁷⁵ S. Kuehn,⁵⁰ A. Kugel,^{60c} F. Kuger,¹⁷⁴ A. Kuhl,¹³⁸ T. Kuhl,⁴⁴ V. Kukhtin,⁶⁷ R. Kukla,¹³⁷ Y. Kulchitsky,⁹⁴ S. Kuleshov,^{34b} M. Kuna,^{133a,133b} T. Kunigo,⁷⁰ A. Kupco,¹²⁸ H. Kurashige,⁶⁹ Y. A. Kurochkin,⁹⁴ V. Kus,¹²⁸ E. S. Kuwertz,¹⁶⁹ M. Kuze,¹⁵⁸ J. Kvita,¹¹⁶ T. Kwan,¹⁶⁹ D. Kyriazopoulos,¹⁴⁰ A. La Rosa,¹⁰² J. L. La Rosa Navarro,^{26d} L. La Rotonda,^{39a,39b} C. Lacasta,¹⁶⁷ F. Lacava,^{133a,133b} J. Lacey,³¹ H. Lacker,¹⁷ D. Lacour,⁸² V. R. Lacuesta,¹⁶⁷ E. Ladygin,⁶⁷ R. Lafaye,⁵ B. Laforge,⁸² T. Lagouri,¹⁷⁶ S. Lai,⁵⁶ S. Lammers,⁶³ W. Lampl,⁷ E. Lançon,¹³⁷ U. Landgraf,⁵⁰ M. P. J. Landon,⁷⁸ V. S. Lang,^{60a} J. C. Lange,¹³ A. J. Lankford,¹⁶³ F. Lanni,²⁷ K. Lantzsch,²³ A. Lanza,^{122a} S. Laplace,⁸² C. Lapoire,³² J. F. Laporte,¹³⁷ T. Lari,^{93a} F. Lasagni Manghi,^{22a,22b} M. Lassnig,³² P. Laurelli,⁴⁹ W. Lavrijsen,¹⁶ A. T. Law,¹³⁸ P. Laycock,⁷⁶ T. Lazovich,⁵⁹ M. Lazzaroni,^{93a,93b} B. Le,⁹⁰ O. Le Dortz,⁸² E. Le Guirriec,⁸⁷ E. P. Le Quilleuc,¹³⁷ M. LeBlanc,¹⁶⁹ T. LeCompte,⁶ F. Ledroit-Guillon,⁵⁷ C. A. Lee,²⁷ S. C. Lee,¹⁵² L. Lee,¹ G. Lefebvre,⁸² M. Lefebvre,¹⁶⁹ F. Legger,¹⁰¹ C. Leggett,¹⁶ A. Lehan,⁷⁶ G. Lehmann Miotto,³² X. Lei,⁷ W. A. Leight,³¹ A. Leisos,^{155cc} A. G. Leister,¹⁷⁶ M. A. L. Leite,^{26d} R. Leitner,¹³⁰ D. Lellouch,¹⁷² B. Lemmer,⁵⁶ K. J. C. Leney,⁸⁰ T. Lenz,²³ B. Lenzi,³² R. Leone,⁷ S. Leone,^{125a,125b} C. Leonidopoulos,⁴⁸ S. Leontsinis,¹⁰ G. Lerner,¹⁵⁰ C. Leroy,⁹⁶ A. A. J. Lesage,¹³⁷ C. G. Lester,³⁰ M. Levchenko,¹²⁴ J. Levêque,⁵ D. Levin,⁹¹ L. J. Levinson,¹⁷² M. Levy,¹⁹ D. Lewis,⁷⁸ A. M. Leyko,²³ M. Leyton,⁴³ B. Li,^{35b,p} H. Li,¹⁴⁹ H. L. Li,³³ L. Li,⁴⁷ L. Li,^{35e} Q. Li,^{35a} S. Li,⁴⁷ X. Li,⁸⁶ Y. Li,¹⁴² Z. Liang,^{35a} B. Liberti,^{134a} A. Liblong,¹⁵⁹ P. Lichard,³² K. Lie,¹⁶⁶ J. Liebal,²³ W. Liebig,¹⁵ A. Limosani,¹⁵¹ S. C. Lin,^{152dd} T. H. Lin,⁸⁵ B. E. Lindquist,¹⁴⁹ A. E. Lioni,⁵¹ E. Lipeles,¹²³ A. Lipniacka,¹⁵ M. Lisovyi,^{60b} T. M. Liss,¹⁶⁶ A. Lister,¹⁶⁸ A. M. Litke,¹³⁸ B. Liu,^{152ee} D. Liu,¹⁵² H. Liu,⁹¹ H. Liu,²⁷ J. Liu,⁸⁷ J. B. Liu,^{35b} K. Liu,⁸⁷ L. Liu,¹⁶⁶ M. Liu,⁴⁷ M. Liu,^{35b} Y. L. Liu,^{35b} Y. Liu,^{35b} M. Livan,^{122a,122b} A. Lleres,⁵⁷ J. Llorente Merino,^{35a} S. L. Lloyd,⁷⁸ F. Lo Sterzo,¹⁵² E. Lobodzinska,⁴⁴ P. Loch,⁷ W. S. Lockman,¹³⁸ F. K. Loebinger,⁸⁶ A. E. Loevschall-Jensen,³⁸ K. M. Loew,²⁵ A. Loginov,¹⁷⁶ T. Lohse,¹⁷ K. Lohwasser,⁴⁴ M. Lokajicek,¹²⁸ B. A. Long,²⁴ J. D. Long,¹⁶⁶ R. E. Long,⁷⁴ L. Longo,^{75a,75b} K. A.Looper,¹¹² L. Lopes,^{127a} D. Lopez Mateos,⁵⁹ B. Lopez Paredes,¹⁴⁰ I. Lopez Paz,¹³ A. Lopez Solis,⁸² J. Lorenz,¹⁰¹ N. Lorenzo Martinez,⁶³ M. Losada,²¹ P. J. Lösel,¹⁰¹ X. Lou,^{35a} A. Lounis,¹¹⁸ J. Love,⁶ P. A. Love,⁷⁴ H. Lu,^{62a} N. Lu,⁹¹ H. J. Lubatti,¹³⁹ C. Luci,^{133a,133b} A. Lucotte,⁵⁷ C. Luedtke,⁵⁰ F. Luehring,⁶³ W. Lukas,⁶⁴ L. Luminari,^{133a} O. Lundberg,^{147a,147b} B. Lund-Jensen,¹⁴⁸ P. M. Luzi,⁸² D. Lynn,²⁷ R. Lysak,¹²⁸ E. Lytken,⁸³ V. Lyubushkin,⁶⁷ H. Ma,²⁷ L. L. Ma,^{35d} Y. Ma,^{35d} G. Maccarrone,⁴⁹ A. Macchiolo,¹⁰² C. M. Macdonald,¹⁴⁰ B. Maček,⁷⁷ J. Machado Miguens,^{123,127b} D. Madaffari,⁸⁷ R. Madar,³⁶ H. J. Maddocks,¹⁶⁵ W. F. Mader,⁴⁶ A. Madsen,⁴⁴ J. Maeda,⁶⁹ S. Maeland,¹⁵ T. Maeno,²⁷ A. Maevskiy,¹⁰⁰ E. Magradze,⁵⁶ J. Mahlstedt,¹⁰⁸ C. Maiani,¹¹⁸ C. Maidantchik,^{26a} A. A. Maier,¹⁰² T. Maier,¹⁰¹ A. Maio,^{127a,127b,127d} S. Majewski,¹¹⁷ Y. Makida,⁶⁸ N. Makovec,¹¹⁸ B. Malaescu,⁸² Pa. Malecki,⁴¹ V. P. Maleev,¹²⁴ F. Malek,⁵⁷ U. Mallik,⁶⁵ D. Malon,⁶ C. Malone,¹⁴⁴ S. Maltezos,¹⁰ S. Malyukov,³² J. Mamuzic,¹⁶⁷ G. Mancini,⁴⁹ B. Mandelli,³² L. Mandelli,^{93a} I. Mandić,⁷⁷ J. Maneira,^{127a,127b} L. Manhaes de Andrade Filho,^{26b} J. Manjarres Ramos,^{160b} A. Mann,¹⁰¹ A. Manousos,³² B. Mansoulie,¹³⁷ J. D. Mansour,^{35a} R. Mantifel,⁸⁹ M. Mantoani,⁵⁶ S. Manzoni,^{93a,93b} L. Mapelli,³² G. Marceca,²⁹ L. March,⁵¹ G. Marchiori,⁸² M. Marcisovsky,¹²⁸ M. Marjanovic,¹⁴ D. E. Marley,⁹¹ F. Marroquim,^{26a} S. P. Marsden,⁸⁶ Z. Marshall,¹⁶ S. Marti-Garcia,¹⁶⁷ B. Martin,⁹² T. A. Martin,¹⁷⁰ V. J. Martin,⁴⁸ B. Martin dit Latour,¹⁵ M. Martinez,^{13s} V. I. Martinez Outschoorn,¹⁶⁶ S. Martin-Haugh,¹³² V. S. Martoiu,^{28b} A. C. Martyniuk,⁸⁰ M. Marx,¹³⁹ A. Marzin,³² L. Masetti,⁸⁵ T. Mashimo,¹⁵⁶ R. Mashinistov,⁹⁷ J. Masik,⁸⁶ A. L. Maslennikov,^{110d} I. Massa,^{22a,22b} L. Massa,^{22a,22b} P. Mastrandrea,⁵ A. Mastroberardino,^{39a,39b} T. Masubuchi,¹⁵⁶ P. Mättig,¹⁷⁵ J. Mattmann,⁸⁵ J. Maurer,^{28b} S. J. Maxfield,⁷⁶ D. A. Maximov,^{110d} R. Mazini,¹⁵² S. M. Mazza,^{93a,93b} N. C. Mc Fadden,¹⁰⁶ G. Mc Goldrick,¹⁵⁹ S. P. Mc Kee,⁹¹ A. McCarn,⁹¹ R. L. McCarthy,¹⁴⁹ T. G. McCarthy,¹⁰²

- L. I. McClymont,⁸⁰ E. F. McDonald,⁹⁰ K. W. McFarlane,^{58,a} J. A. McFayden,⁸⁰ G. Mchedlidze,⁵⁶ S. J. McMahon,¹³²
 R. A. McPherson,^{169,m} M. Medinnis,⁴⁴ S. Meehan,¹³⁹ S. Mehlhase,¹⁰¹ A. Mehta,⁷⁶ K. Meier,^{60a} C. Meineck,¹⁰¹ B. Meirose,⁴³
 D. Melini,¹⁶⁷ B. R. Mellado Garcia,^{146c} M. Melo,^{145a} F. Meloni,¹⁸ A. Mengarelli,^{22a,22b} S. Menke,¹⁰² E. Meoni,¹⁶²
 S. Mergelmeyer,¹⁷ P. Mermod,⁵¹ L. Merola,^{105a,105b} C. Meroni,^{93a} F. S. Merritt,³³ A. Messina,^{133a,133b} J. Metcalfe,⁶
 A. S. Mete,¹⁶³ C. Meyer,⁸⁵ C. Meyer,¹²³ J-P. Meyer,¹³⁷ J. Meyer,¹⁰⁸ H. Meyer Zu Theenhausen,^{60a} F. Miano,¹⁵⁰
 R. P. Middleton,¹³² S. Miglioranzi,^{52a,52b} L. Mijović,²³ G. Mikenberg,¹⁷² M. Mikestikova,¹²⁸ M. Mikuž,⁷⁷ M. Milesi,⁹⁰
 A. Milic,⁶⁴ D. W. Miller,³³ C. Mills,⁴⁸ A. Milov,¹⁷² D. A. Milstead,^{147a,147b} A. A. Minaenko,¹³¹ Y. Minami,¹⁵⁶
 I. A. Minashvili,⁶⁷ A. I. Mincer,¹¹¹ B. Mindur,^{40a} M. Mineev,⁶⁷ Y. Ming,¹⁷³ L. M. Mir,¹³ K. P. Mistry,¹²³ T. Mitani,¹⁷¹
 J. Mitrevski,¹⁰¹ V. A. Mitsou,¹⁶⁷ A. Miucci,⁵¹ P. S. Miyagawa,¹⁴⁰ J. U. Mjörnmark,⁸³ T. Moa,^{147a,147b} K. Mochizuki,⁹⁶
 S. Mohapatra,³⁷ S. Molander,^{147a,147b} R. Moles-Valls,²³ R. Monden,⁷⁰ M. C. Mondragon,⁹² K. Mönig,⁴⁴ J. Monk,³⁸
 E. Monnier,⁸⁷ A. Montalbano,¹⁴⁹ J. Montejo Berlingen,³² F. Monticelli,⁷³ S. Monzani,^{93a,93b} R. W. Moore,³ N. Morange,¹¹⁸
 D. Moreno,²¹ M. Moreno Llácer,⁵⁶ P. Morettini,^{52a} D. Mori,¹⁴³ T. Mori,¹⁵⁶ M. Morii,⁵⁹ M. Morinaga,¹⁵⁶ V. Morisbak,¹²⁰
 S. Moritz,⁸⁵ A. K. Morley,¹⁵¹ G. Mornacchi,³² J. D. Morris,⁷⁸ S. S. Mortensen,³⁸ L. Morvaj,¹⁴⁹ M. Mosidze,^{53b} J. Moss,¹⁴⁴
 K. Motohashi,¹⁵⁸ R. Mount,¹⁴⁴ E. Mountricha,²⁷ S. V. Mouraviev,^{97,a} E. J. W. Moyses,⁸⁸ S. Muanza,⁸⁷ R. D. Mudd,¹⁹
 F. Mueller,¹⁰² J. Mueller,¹²⁶ R. S. P. Mueller,¹⁰¹ T. Mueller,³⁰ D. Muenstermann,⁷⁴ P. Mullen,⁵⁵ G. A. Mullier,¹⁸
 F. J. Munoz Sanchez,⁸⁶ J. A. Murillo Quijada,¹⁹ W. J. Murray,^{170,132} H. Musheghyan,⁵⁶ M. Muškinja,⁷⁷ A. G. Myagkov,^{131,ff}
 M. Myska,¹²⁹ B. P. Nachman,¹⁴⁴ O. Nackenhorst,⁵¹ K. Nagai,¹²¹ R. Nagai,^{68,aa} K. Nagano,⁶⁸ Y. Nagasaka,⁶¹ K. Nagata,¹⁶¹
 M. Nagel,⁵⁰ E. Nagy,⁸⁷ A. M. Nairz,³² Y. Nakahama,³² K. Nakamura,⁶⁸ T. Nakamura,¹⁵⁶ I. Nakano,¹¹³ H. Namasivayam,⁴³
 R. F. Naranjo Garcia,⁴⁴ R. Narayan,¹¹ D. I. Narrias Villar,^{60a} I. Naryshkin,¹²⁴ T. Naumann,⁴⁴ G. Navarro,²¹ R. Nayyar,⁷
 H. A. Neal,⁹¹ P. Yu. Nechaeva,⁹⁷ T. J. Neep,⁸⁶ P. D. Nef,¹⁴⁴ A. Negri,^{122a,122b} M. Negrini,^{22a} S. Nektarijevic,¹⁰⁷ C. Nellist,¹¹⁸
 A. Nelson,¹⁶³ S. Nemecek,¹²⁸ P. Nemethy,¹¹¹ A. A. Nepomuceno,^{26a} M. Nessi,^{32,gg} M. S. Neubauer,¹⁶⁶ M. Neumann,¹⁷⁵
 R. M. Neves,¹¹¹ P. Nevski,²⁷ P. R. Newman,¹⁹ D. H. Nguyen,⁶ T. Nguyen Manh,⁹⁶ R. B. Nickerson,¹²¹ R. Nicolaidou,¹³⁷
 J. Nielsen,¹³⁸ A. Nikiforov,¹⁷ V. Nikolaenko,^{131,ff} I. Nikolic-Audit,⁸² K. Nikolopoulos,¹⁹ J. K. Nilsen,¹²⁰ P. Nilsson,²⁷
 Y. Ninomiya,¹⁵⁶ A. Nisati,^{133a} R. Nisius,¹⁰² T. Nobe,¹⁵⁶ L. Nodulman,⁶ M. Nomachi,¹¹⁹ I. Nomidis,³¹ T. Nooney,⁷⁸
 S. Norberg,¹¹⁴ M. Nordberg,³² N. Norjoharuddeen,¹²¹ O. Novgorodova,⁴⁶ S. Nowak,¹⁰² M. Nozaki,⁶⁸ L. Nozka,¹¹⁶
 K. Ntekas,¹⁰ E. Nurse,⁸⁰ F. Nuti,⁹⁰ F. O'grady,⁷ D. C. O'Neil,¹⁴³ A. A. O'Rourke,⁴⁴ V. O'Shea,⁵⁵ F. G. Oakham,^{31,e}
 H. Oberlack,¹⁰² T. Obermann,²³ J. Ocariz,⁸² A. Ochi,⁶⁹ I. Ochoa,³⁷ J. P. Ochoa-Ricoux,^{34a} S. Oda,⁷² S. Odaka,⁶⁸ H. Ogren,⁶³
 A. Oh,⁸⁶ S. H. Oh,⁴⁷ C. C. Ohm,¹⁶ H. Ohman,¹⁶⁵ H. Oide,³² H. Okawa,¹⁶¹ Y. Okumura,³³ T. Okuyama,⁶⁸ A. Olariu,^{28b}
 L. F. Oleiro Seabra,^{127a} S. A. Olivares Pino,⁴⁸ D. Oliveira Damazio,²⁷ A. Olszewski,⁴¹ J. Olszowska,⁴¹ A. Onofre,^{127a,127e}
 K. Onogi,¹⁰⁴ P. U. E. Onyisi,^{11,w} M. J. Oreglia,³³ Y. Oren,¹⁵⁴ D. Orestano,^{135a,135b} N. Orlando,^{62b} R. S. Orr,¹⁵⁹
 B. Osculati,^{52a,52b} R. Ospanov,⁸⁶ G. Otero y Garzon,²⁹ H. Otono,⁷² M. Ouchrif,^{136d} F. Ould-Saada,¹²⁰ A. Ouraou,¹³⁷
 K. P. Oussoren,¹⁰⁸ Q. Ouyang,^{35a} M. Owen,⁵⁵ R. E. Owen,¹⁹ V. E. Ozcan,^{20a} N. Ozturk,⁸ K. Pachal,¹⁴³ A. Pacheco Pages,¹³
 L. Pacheco Rodriguez,¹³⁷ C. Padilla Aranda,¹³ M. Pagáčová,⁵⁰ S. Pagan Griso,¹⁶ F. Paige,²⁷ P. Pais,⁸⁸ K. Pajchel,¹²⁰
 G. Palacino,^{160b} S. Palestini,³² M. Palka,^{40b} D. Pallin,³⁶ A. Palma,^{127a,127b} E. St. Panagiotopoulou,¹⁰ C. E. Pandini,⁸²
 J. G. Panduro Vazquez,⁷⁹ P. Pani,^{147a,147b} S. Panitkin,²⁷ D. Pantea,^{28b} L. Paolozzi,⁵¹ Th. D. Papadopoulos,¹⁰
 K. Papageorgiou,¹⁵⁵ A. Paramonov,⁶ D. Paredes Hernandez,¹⁷⁶ A. J. Parker,⁷⁴ M. A. Parker,³⁰ K. A. Parker,¹⁴⁰
 F. Parodi,^{52a,52b} J. A. Parsons,³⁷ U. Parzefall,⁵⁰ V. R. Pascuzzi,¹⁵⁹ E. Pasqualucci,^{133a} S. Passaggio,^{52a} Fr. Pastore,⁷⁹
 G. Pásztor,^{31,hh} S. Patarraia,¹⁷⁵ J. R. Pater,⁸⁶ T. Pauly,³² J. Pearce,¹⁶⁹ B. Pearson,¹¹⁴ L. E. Pedersen,³⁸ M. Pedersen,¹²⁰
 S. Pedraza Lopez,¹⁶⁷ R. Pedro,^{127a,127b} S. V. Peleganchuk,^{110,d} D. Pelikan,¹⁶⁵ O. Penc,¹²⁸ C. Peng,^{35a} H. Peng,^{35b} J. Penwell,⁶³
 B. S. Peralva,^{26b} M. M. Perego,¹³⁷ D. V. Perepelitsa,²⁷ E. Perez Codina,^{160a} L. Perini,^{93a,93b} H. Pernegger,³²
 S. Perrella,^{105a,105b} R. Peschke,⁴⁴ V. D. Peshekhonov,⁶⁷ K. Peters,⁴⁴ R. F. Y. Peters,⁸⁶ B. A. Petersen,³² T. C. Petersen,³⁸
 E. Petit,⁵⁷ A. Petridis,¹ C. Petridou,¹⁵⁵ P. Petroff,¹¹⁸ E. Petrolo,^{133a} M. Petrov,¹²¹ F. Petrucci,^{135a,135b} N. E. Pettersson,⁸⁸
 A. Peyaud,¹³⁷ R. Pezoa,^{34b} P. W. Phillips,¹³² G. Piacquadio,¹⁴⁴ E. Pianori,¹⁷⁰ A. Picazio,⁸⁸ E. Piccaro,⁷⁸ M. Piccinini,^{22a,22b}
 M. A. Pickering,¹²¹ R. Piegai,²⁹ J. E. Pilcher,³³ A. D. Pilkington,⁸⁶ A. W. J. Pin,⁸⁶ M. Pinamonti,^{164a,164c,ii} J. L. Pinfold,³
 A. Pingel,³⁸ S. Pires,⁸² H. Pirumov,⁴⁴ M. Pitt,¹⁷² L. Plazak,^{145a} M.-A. Pleier,²⁷ V. Pleskot,⁸⁵ E. Plotnikova,⁶⁷ P. Plucinski,⁹²
 D. Pluth,⁶⁶ R. Poettgen,^{147a,147b} L. Poggioli,¹¹⁸ D. Pohl,²³ G. Polesello,^{122a} A. Poley,⁴⁴ A. Policicchio,^{39a,39b} R. Polifka,¹⁵⁹
 A. Polini,^{22a} C. S. Pollard,⁵⁵ V. Polychronakos,²⁷ K. Pommès,³² L. Pontecorvo,^{133a} B. G. Pope,⁹² G. A. Popeneciu,^{28c}
 D. S. Popovic,¹⁴ A. Poppleton,³² S. Pospisil,¹²⁹ K. Potamianos,¹⁶ I. N. Potrap,⁶⁷ C. J. Potter,³⁰ C. T. Potter,¹¹⁷ G. Poulard,³²
 J. Poveda,³² V. Pozdnyakov,⁶⁷ M. E. Pozo Astigarraga,³² P. Pralavorio,⁸⁷ A. Pranko,¹⁶ S. Prell,⁶⁶ D. Price,⁸⁶ L. E. Price,⁶

M. Primavera,^{75a} S. Prince,⁸⁹ M. Proissl,⁴⁸ K. Prokofiev,^{62c} F. Prokoshin,^{34b} S. Protopopescu,²⁷ J. Proudfoot,⁶
M. Przybycien,^{40a} D. Puddu,^{135a,135b} M. Purohit,^{27,ji} P. Puzo,¹¹⁸ J. Qian,⁹¹ G. Qin,⁵⁵ Y. Qin,⁸⁶ A. Quadt,⁵⁶
W. B. Quayle,^{164a,164b} M. Queitsch-Maitland,⁸⁶ D. Quilty,⁵⁵ S. Raddum,¹²⁰ V. Radeka,²⁷ V. Radescu,^{60b}
S. K. Radhakrishnan,¹⁴⁹ P. Radloff,¹¹⁷ P. Rados,⁹⁰ F. Ragsusa,^{93a,93b} G. Rahal,¹⁷⁸ J. A. Raine,⁸⁶ S. Rajagopalan,²⁷
M. Rammensee,³² C. Rangel-Smith,¹⁶⁵ M. G. Ratti,^{93a,93b} F. Rauscher,¹⁰¹ S. Rave,⁸⁵ T. Ravenscroft,⁵⁵ I. Ravinovich,¹⁷²
M. Raymond,³² A. L. Read,¹²⁰ N. P. Readioff,⁷⁶ M. Reale,^{75a,75b} D. M. Rebutzi,^{122a,122b} A. Redelbach,¹⁷⁴ G. Redlinger,²⁷
R. Reece,¹³⁸ K. Reeves,⁴³ L. Rehnisch,¹⁷ J. Reichert,¹²³ H. Reisin,²⁹ C. Rembser,³² H. Ren,^{35a} M. Rescigno,^{133a}
S. Resconi,^{93a} O. L. Rezanova,^{110,d} P. Reznicek,¹³⁰ R. Rezvani,⁹⁶ R. Richter,¹⁰² S. Richter,⁸⁰ E. Richter-Was,^{40b} O. Ricken,²³
M. Ridel,⁸² P. Rieck,¹⁷ C. J. Riegel,¹⁷⁵ J. Rieger,⁵⁶ O. Rifki,¹¹⁴ M. Rijssenbeek,¹⁴⁹ A. Rimoldi,^{122a,122b} M. Rimoldi,¹⁸
L. Rinaldi,^{22a} B. Ristić,⁵¹ E. Ritsch,³² I. Riu,¹³ F. Rizatdinova,¹¹⁵ E. Rizvi,⁷⁸ C. Rizzi,¹³ S. H. Robertson,^{89,m}
A. Robichaud-Veronneau,⁸⁹ D. Robinson,³⁰ J. E. M. Robinson,⁴⁴ A. Robson,⁵⁵ C. Roda,^{125a,125b} Y. Rodina,⁸⁷
A. Rodriguez Perez,¹³ D. Rodriguez Rodriguez,¹⁶⁷ S. Roe,³² C. S. Rogan,⁵⁹ O. Røhne,¹²⁰ A. Romaniouk,⁹⁹
M. Romano,^{22a,22b} S. M. Romano Saez,³⁶ E. Romero Adam,¹⁶⁷ N. Rompotis,¹³⁹ M. Ronzani,⁵⁰ L. Roos,⁸² E. Ros,¹⁶⁷
S. Rosati,^{133a} K. Rosbach,⁵⁰ P. Rose,¹³⁸ O. Rosenthal,¹⁴² N.-A. Rosien,⁵⁶ V. Rossetti,^{147a,147b} E. Rossi,^{105a,105b} L. P. Rossi,^{52a}
J. H. N. Rosten,³⁰ R. Rosten,¹³⁹ M. Rotaru,^{28b} I. Roth,¹⁷² J. Rothberg,¹³⁹ D. Rousseau,¹¹⁸ C. R. Royon,¹³⁷ A. Rozanov,⁸⁷
Y. Rozen,¹⁵³ X. Ruan,^{146c} F. Rubbo,¹⁴⁴ M. S. Rudolph,¹⁵⁹ F. Rühr,⁵⁰ A. Ruiz-Martinez,³¹ Z. Rurikova,⁵⁰ N. A. Rusakovich,⁶⁷
A. Ruschke,¹⁰¹ H. L. Russell,¹³⁹ J. P. Rutherford,⁷ N. Ruthmann,³² Y. F. Ryabov,¹²⁴ M. Rybar,¹⁶⁶ G. Rybkin,¹¹⁸ S. Ryu,⁶
A. Ryzhov,¹³¹ G. F. Rzehorz,⁵⁶ A. F. Saavedra,¹⁵¹ G. Sabato,¹⁰⁸ S. Sacerdoti,²⁹ H. F.-W. Sadrozinski,¹³⁸ R. Sadykov,⁶⁷
F. Safai Tehrani,^{133a} P. Saha,¹⁰⁹ M. Sahinsoy,^{60a} M. Saimpert,¹³⁷ T. Saito,¹⁵⁶ H. Sakamoto,¹⁵⁶ Y. Sakurai,¹⁷¹
G. Salamanna,^{135a,135b} A. Salamon,^{134a,134b} J. E. Salazar Loyola,^{34b} D. Salek,¹⁰⁸ P. H. Sales De Bruin,¹³⁹ D. Salihagic,¹⁰²
A. Salmikov,¹⁴⁴ J. Salt,¹⁶⁷ D. Salvatore,^{39a,39b} F. Salvatore,¹⁵⁰ A. Salvucci,^{62a} A. Salzburger,³² D. Sammel,⁵⁰
D. Sampsonidis,¹⁵⁵ A. Sanchez,^{105a,105b} J. Sánchez,¹⁶⁷ V. Sanchez Martinez,¹⁶⁷ H. Sandaker,¹²⁰ R. L. Sandbach,⁷⁸
H. G. Sander,⁸⁵ M. Sandhoff,¹⁷⁵ C. Sandoval,²¹ R. Sandstroem,¹⁰² D. P. C. Sankey,¹³² M. Sannino,^{52a,52b} A. Sansoni,⁴⁹
C. Santoni,³⁶ R. Santonico,^{134a,134b} H. Santos,^{127a} I. Santoyo Castillo,¹⁵⁰ K. Sapp,¹²⁶ A. Saponov,⁶⁷ J. G. Saraiva,^{127a,127d}
B. Sarrazin,²³ O. Sasaki,⁶⁸ Y. Sasaki,¹⁵⁶ K. Sato,¹⁶¹ G. Sauvage,^{5,a} E. Sauvan,⁵ G. Savage,⁷⁹ P. Savard,^{159,e} C. Sawyer,¹³²
L. Sawyer,^{81,r} J. Saxon,³³ C. Sbarra,^{22a} A. Sbrizzi,^{22a,22b} T. Scanlon,⁸⁰ D. A. Scannicchio,¹⁶³ M. Scarcella,¹⁵¹
V. Scarfone,^{39a,39b} J. Schaarschmidt,¹⁷² P. Schacht,¹⁰² B. M. Schachtner,¹⁰¹ D. Schaefer,³² R. Schaefer,⁴⁴ J. Schaeffer,⁸⁵
S. Schaepe,²³ S. Schaezel,^{60b} U. Schäfer,⁸⁵ A. C. Schaffer,¹¹⁸ D. Schaile,¹⁰¹ R. D. Schamberger,¹⁴⁹ V. Scharf,^{60a}
V. A. Schegelsky,¹²⁴ D. Scheirich,¹³⁰ M. Schernau,¹⁶³ C. Schiavi,^{52a,52b} S. Schier,¹³⁸ C. Schillo,⁵⁰ M. Schioppa,^{39a,39b}
S. Schlenker,³² K. R. Schmidt-Sommerfeld,¹⁰² K. Schmieden,³² C. Schmitt,⁸⁵ S. Schmitt,⁴⁴ S. Schmitz,⁸⁵ B. Schneider,^{160a}
U. Schnoor,⁵⁰ L. Schoeffel,¹³⁷ A. Schoening,^{60b} B. D. Schoenrock,⁹² E. Schopf,²³ M. Schott,⁸⁵ J. Schovancova,⁸
S. Schramm,⁵¹ M. Schreyer,¹⁷⁴ N. Schuh,⁸⁵ A. Schulte,⁸⁵ M. J. Schultens,²³ H.-C. Schultz-Coulon,^{60a} H. Schulz,¹⁷
M. Schumacher,⁵⁰ B. A. Schumm,¹³⁸ Ph. Schune,¹³⁷ A. Schwartzman,¹⁴⁴ T. A. Schwarz,⁹¹ Ph. Schwegler,¹⁰²
H. Schweiger,⁸⁶ Ph. Schwemling,¹³⁷ R. Schwienhorst,⁹² J. Schwindling,¹³⁷ T. Schwindt,²³ G. Sciolla,²⁵ F. Scuri,^{125a,125b}
F. Scutti,⁹⁰ J. Searcy,⁹¹ P. Seema,²³ S. C. Seidel,¹⁰⁶ A. Seiden,¹³⁸ F. Seifert,¹²⁹ J. M. Seixas,^{26a} G. Sekhniadze,^{105a}
K. Sekhon,⁹¹ S. J. Sekula,⁴² D. M. Seliverstov,^{124,a} N. Semprini-Cesari,^{22a,22b} C. Serfon,¹²⁰ L. Serin,¹¹⁸ L. Serkin,^{164a,164b}
M. Sessa,^{135a,135b} R. Seuster,¹⁶⁹ H. Severini,¹¹⁴ T. Sfiligoi,⁷⁷ F. Sforza,³² A. Sfyrla,⁵¹ E. Shabalina,⁵⁶ N. W. Shaikh,^{147a,147b}
L. Y. Shan,^{35a} R. Shang,¹⁶⁶ J. T. Shank,²⁴ M. Shapiro,¹⁶ P. B. Shatalov,⁹⁸ K. Shaw,^{164a,164b} S. M. Shaw,⁸⁶
A. Shcherbakova,^{147a,147b} C. Y. Shehu,¹⁵⁰ P. Sherwood,⁸⁰ L. Shi,^{152,kk} S. Shimizu,⁶⁹ C. O. Shimmin,¹⁶³ M. Shimojima,¹⁰³
M. Shiyakova,^{67,ll} A. Shmeleva,⁹⁷ D. Shoaleh Saadi,⁹⁶ M. J. Shochet,³³ S. Shojaii,^{93a,93b} S. Shrestha,¹¹² E. Shulga,⁹⁹
M. A. Shupe,⁷ P. Sicho,¹²⁸ A. M. Sickles,¹⁶⁶ P. E. Sidebo,¹⁴⁸ O. Sidiropoulou,¹⁷⁴ D. Sidorov,¹¹⁵ A. Sidoti,^{22a,22b} F. Siegert,⁴⁶
Dj. Sijacki,¹⁴ J. Silva,^{127a,127d} S. B. Silverstein,^{147a} V. Simak,¹²⁹ O. Simard,⁵ Lj. Simic,¹⁴ S. Simion,¹¹⁸ E. Simioni,⁸⁵
B. Simmons,⁸⁰ D. Simon,³⁶ M. Simon,⁸⁵ P. Sinervo,¹⁵⁹ N. B. Sinev,¹¹⁷ M. Sioli,^{22a,22b} G. Siragusa,¹⁷⁴ S. Yu. Sivoklokov,¹⁰⁰
J. Sjölin,^{147a,147b} M. B. Skinner,⁷⁴ H. P. Skottowe,⁵⁹ P. Skubic,¹¹⁴ M. Slater,¹⁹ T. Slavicek,¹²⁹ M. Slawinska,¹⁰⁸ K. Sliwa,¹⁶²
R. Slovak,¹³⁰ V. Smakhtin,¹⁷² B. H. Smart,⁵ L. Smestad,¹⁵ J. Smiesko,^{145a} S. Yu. Smirnov,⁹⁹ Y. Smirnov,⁹⁹
L. N. Smirnova,^{100,mm} O. Smirnova,⁸³ M. N. K. Smith,³⁷ R. W. Smith,³⁷ M. Smizanska,⁷⁴ K. Smolek,¹²⁹ A. A. Snesarev,⁹⁷
S. Snyder,²⁷ R. Sobie,^{169,m} F. Socher,⁴⁶ A. Soffer,¹⁵⁴ D. A. Soh,¹⁵² G. Sokhrannyi,⁷⁷ C. A. Solans Sanchez,³² M. Solar,¹²⁹
E. Yu. Soldatov,⁹⁹ U. Soldevila,¹⁶⁷ A. A. Solodkov,¹³¹ A. Soloshenko,⁶⁷ O. V. Solovyanov,¹³¹ V. Solovyev,¹²⁴ P. Sommer,⁵⁰
H. Son,¹⁶² H. Y. Song,^{35b,nn} A. Sood,¹⁶ A. Sopczak,¹²⁹ V. Sopko,¹²⁹ V. Sorin,¹³ D. Sosa,^{60b} C. L. Sotiropoulou,^{125a,125b}

R. Soualah,^{164a,164c} A. M. Soukharev,^{110,d} D. South,⁴⁴ B. C. Sowden,⁷⁹ S. Spagnolo,^{75a,75b} M. Spalla,^{125a,125b}
M. Spangenberg,¹⁷⁰ F. Spanò,⁷⁹ D. Sperlich,¹⁷ F. Spettel,¹⁰² R. Spighi,^{22a} G. Spigo,³² L. A. Spiller,⁹⁰ M. Spousta,¹³⁰
R. D. St. Denis,^{55,a} A. Stabile,^{93a} R. Stamen,^{60a} S. Stamm,¹⁷ E. Stanecka,⁴¹ R. W. Stanek,⁶ C. Stanescu,^{135a}
M. Stanescu-Bellu,⁴⁴ M. M. Stanitzki,⁴⁴ S. Stapnes,¹²⁰ E. A. Starchenko,¹³¹ G. H. Stark,³³ J. Stark,⁵⁷ P. Staroba,¹²⁸
P. Starovoitov,^{60a} S. Stärz,³² R. Staszewski,⁴¹ P. Steinberg,²⁷ B. Stelzer,¹⁴³ H. J. Stelzer,³² O. Stelzer-Chilton,^{160a}
H. Stenzel,⁵⁴ G. A. Stewart,⁵⁵ J. A. Stillings,²³ M. C. Stockton,⁸⁹ M. Stoebe,⁸⁹ G. Stoicea,^{28b} P. Stolte,⁵⁶ S. Stonjek,¹⁰²
A. R. Stradling,⁸ A. Straessner,⁴⁶ M. E. Stramaglia,¹⁸ J. Strandberg,¹⁴⁸ S. Strandberg,^{147a,147b} A. Strandlie,¹²⁰ M. Strauss,¹¹⁴
P. Strizenec,^{145b} R. Ströhmer,¹⁷⁴ D. M. Strom,¹¹⁷ R. Stroynowski,⁴² A. Strubig,¹⁰⁷ S. A. Stucci,¹⁸ B. Stugu,¹⁵ N. A. Styles,⁴⁴
D. Su,¹⁴⁴ J. Su,¹²⁶ R. Subramaniam,⁸¹ S. Suchek,^{60a} Y. Sugaya,¹¹⁹ M. Suk,¹²⁹ V. V. Sulin,⁹⁷ S. Sultansoy,^{4c} T. Sumida,⁷⁰
S. Sun,⁵⁹ X. Sun,^{35a} J. E. Sundermann,⁵⁰ K. Suruliz,¹⁵⁰ G. Susinno,^{39a,39b} M. R. Sutton,¹⁵⁰ S. Suzuki,⁶⁸ M. Svatos,¹²⁸
M. Swiatlowski,³³ I. Sykora,^{145a} T. Sykora,¹³⁰ D. Ta,⁵⁰ C. Taccini,^{135a,135b} K. Tackmann,⁴⁴ J. Taenzer,¹⁵⁹ A. Taffard,¹⁶³
R. Tafirout,^{160a} N. Taiblum,¹⁵⁴ H. Takai,²⁷ R. Takashima,⁷¹ T. Takeshita,¹⁴¹ Y. Takubo,⁶⁸ M. Talby,⁸⁷ A. A. Talyshev,^{110,d}
K. G. Tan,⁹⁰ J. Tanaka,¹⁵⁶ R. Tanaka,¹¹⁸ S. Tanaka,⁶⁸ B. B. Tannenwald,¹¹² S. Tapia Araya,^{34b} S. Tapprogge,⁸⁵ S. Tarem,¹⁵³
G. F. Tartarelli,^{93a} P. Tas,¹³⁰ M. Tasevsky,¹²⁸ T. Tashiro,⁷⁰ E. Tassi,^{39a,39b} A. Tavares Delgado,^{127a,127b} Y. Tayalati,^{136d}
A. C. Taylor,¹⁰⁶ G. N. Taylor,⁹⁰ P. T. E. Taylor,⁹⁰ W. Taylor,^{160b} F. A. Teischinger,³² P. Teixeira-Dias,⁷⁹ K. K. Temming,⁵⁰
D. Temple,¹⁴³ H. Ten Kate,³² P. K. Teng,¹⁵² J. J. Teoh,¹¹⁹ F. Tepel,¹⁷⁵ S. Terada,⁶⁸ K. Terashi,¹⁵⁶ J. Terron,⁸⁴ S. Terzo,¹⁰²
M. Testa,⁴⁹ R. J. Teuscher,^{159,m} T. Theveneaux-Pelzer,⁸⁷ J. P. Thomas,¹⁹ J. Thomas-Wilsker,⁷⁹ E. N. Thompson,³⁷
P. D. Thompson,¹⁹ A. S. Thompson,⁵⁵ L. A. Thomsen,¹⁷⁶ E. Thomson,¹²³ M. Thomson,³⁰ M. J. Tibbetts,¹⁶
R. E. Ticse Torres,⁸⁷ V. O. Tikhomirov,^{97,oo} Yu. A. Tikhonov,^{110,d} S. Timoshenko,⁹⁹ P. Tipton,¹⁷⁶ S. Tisserant,⁸⁷
K. Todome,¹⁵⁸ T. Todorov,^{5,a} S. Todorova-Nova,¹³⁰ J. Tojo,⁷² S. Tokár,^{145a} K. Tokushuku,⁶⁸ E. Tolley,⁵⁹ L. Tomlinson,⁸⁶
M. Tomoto,¹⁰⁴ L. Tompkins,^{144,pp} K. Toms,¹⁰⁶ B. Tong,⁵⁹ E. Torrence,¹¹⁷ H. Torres,¹⁴³ E. Torró Pastor,¹³⁹ J. Toth,^{87,qq}
F. Touchard,⁸⁷ D. R. Tovey,¹⁴⁰ T. Trefzger,¹⁷⁴ A. Tricoli,²⁷ I. M. Trigger,^{160a} S. Trincaz-Duvoid,⁸² M. F. Tripania,¹³
W. Trischuk,¹⁵⁹ B. Trocmé,⁵⁷ A. Trofymov,⁴⁴ C. Troncon,^{93a} M. Trotter-McDonald,¹⁶ M. Trovatelli,¹⁶⁹ L. Truong,^{164a,164c}
M. Trzebinski,⁴¹ A. Trzupek,⁴¹ J. C-L. Tseng,¹²¹ P. V. Tsiarehka,⁹⁴ G. Tsipolitis,¹⁰ N. Tsirintanis,⁹ S. Tsiskaridze,¹³
V. Tsiskaridze,⁵⁰ E. G. Tskhadadze,^{53a} K. M. Tsui,^{62a} I. I. Tsukerman,⁹⁸ V. Tsulaia,¹⁶ S. Tsuno,⁶⁸ D. Tsybychev,¹⁴⁹
A. Tudorache,^{28b} V. Tudorache,^{28b} A. N. Tuna,⁵⁹ S. A. Tuppuri,^{22a,22b} S. Turchikhin,^{100,mm} D. Turecek,¹²⁹ D. Turgeman,¹⁷²
R. Turra,^{93a,93b} A. J. Turvey,⁴² P. M. Tuts,³⁷ M. Tyndel,¹³² G. Uccielli,^{22a,22b} I. Ueda,¹⁵⁶ M. Ughetto,^{147a,147b} F. Ukegawa,¹⁶¹
G. Unal,³² A. Undrus,²⁷ G. Unel,¹⁶³ F. C. Ungaro,⁹⁰ Y. Unno,⁶⁸ C. Unverdorben,¹⁰¹ J. Urban,^{145b} P. Urquijo,⁹⁰ P. Urrejola,⁸⁵
G. Usai,⁸ A. Usanova,⁶⁴ L. Vacavant,⁸⁷ V. Vacek,¹²⁹ B. Vachon,⁸⁹ C. Valderanis,¹⁰¹ E. Valdes Santurio,^{147a,147b}
N. Valencic,¹⁰⁸ S. Valentinetti,^{22a,22b} A. Valero,¹⁶⁷ L. Valery,¹³ S. Valkar,¹³⁰ S. Vallecorsa,⁵¹ J. A. Valls Ferrer,¹⁶⁷
W. Van Den Wollenberg,¹⁰⁸ P. C. Van Der Deijl,¹⁰⁸ R. van der Geer,¹⁰⁸ H. van der Graaf,¹⁰⁸ N. van Eldik,¹⁵³
P. van Gemmeren,⁶ J. Van Nieuwkoop,¹⁴³ I. van Vulpen,¹⁰⁸ M. C. van Woerden,³² M. Vanadia,^{133a,133b} W. Vandelli,³²
R. Vanguri,¹²³ A. Vaniachine,¹³¹ P. Vankov,¹⁰⁸ G. Vardanyan,¹⁷⁷ R. Vari,^{133a} E. W. Varnes,⁷ T. Varol,⁴² D. Varouchas,⁸²
A. Vartapetian,⁸ K. E. Varvell,¹⁵¹ J. G. Vasquez,¹⁷⁶ F. Vazeille,³⁶ T. Vazquez Schroeder,⁸⁹ J. Veatch,⁵⁶ L. M. Veloce,¹⁵⁹
F. Veloso,^{127a,127c} S. Veneziano,^{133a} A. Ventura,^{75a,75b} M. Venturi,¹⁶⁹ N. Venturi,¹⁵⁹ A. Venturini,²⁵ V. Vercesi,^{122a}
M. Verducci,^{133a,133b} W. Verkerke,¹⁰⁸ J. C. Vermeulen,¹⁰⁸ A. Vest,^{46,rr} M. C. Vetterli,^{143,e} O. Viazlo,⁸³ I. Vichou,¹⁶⁶
T. Vickey,¹⁴⁰ O. E. Vickey Boeriu,¹⁴⁰ G. H. A. Viehhauser,¹²¹ S. Viel,¹⁶ L. Vigani,¹²¹ R. Vigne,⁶⁴ M. Villa,^{22a,22b}
M. Villaplana Perez,^{93a,93b} E. Vilucchi,⁴⁹ M. G. Vincker,³¹ V. B. Vinogradov,⁶⁷ C. Vittori,^{22a,22b} I. Vivarelli,¹⁵⁰ S. Vlachos,¹⁰
M. Vlasak,¹²⁹ M. Vogel,¹⁷⁵ P. Vokac,¹²⁹ G. Volpi,^{125a,125b} M. Volpi,⁹⁰ H. von der Schmitt,¹⁰² E. von Toerne,²³ V. Vorobel,¹³⁰
K. Vorobev,⁹⁹ M. Vos,¹⁶⁷ R. Voss,³² J. H. Vosseveld,⁷⁶ N. Vranjes,¹⁴ M. Vranjes Milosavljevic,¹⁴ V. Vrba,¹²⁸
M. Vreeswijk,¹⁰⁸ R. Vuillermet,³² I. Vukotic,³³ Z. Vykydal,¹²⁹ P. Wagner,²³ W. Wagner,¹⁷⁵ H. Wahlberg,⁷³ S. Wahrmund,⁴⁶
J. Wakabayashi,¹⁰⁴ J. Walder,⁷⁴ R. Walker,¹⁰¹ W. Walkowiak,¹⁴² V. Wallangen,^{147a,147b} C. Wang,^{35c} C. Wang,^{35d,87}
F. Wang,¹⁷³ H. Wang,¹⁶ H. Wang,⁴² J. Wang,⁴⁴ J. Wang,¹⁵¹ K. Wang,⁸⁹ R. Wang,⁶ S. M. Wang,¹⁵² T. Wang,²³ T. Wang,³⁷
W. Wang,^{35b} X. Wang,¹⁷⁶ C. Wanotayaroj,¹¹⁷ A. Warburton,⁸⁹ C. P. Ward,³⁰ D. R. Wardrope,⁸⁰ A. Washbrook,⁴⁸
P. M. Watkins,¹⁹ A. T. Watson,¹⁹ M. F. Watson,¹⁹ G. Watts,¹³⁹ S. Watts,⁸⁶ B. M. Waugh,⁸⁰ S. Webb,⁸⁵ M. S. Weber,¹⁸
S. W. Weber,¹⁷⁴ J. S. Webster,⁶ A. R. Weidberg,¹²¹ B. Weinert,⁶³ J. Weingarten,⁵⁶ C. Weiser,⁵⁰ H. Weits,¹⁰⁸ P. S. Wells,³²
T. Wenaus,²⁷ T. Wengler,³² S. Wenig,³² N. Wermes,²³ M. Werner,⁵⁰ M. D. Werner,⁶⁶ P. Werner,³² M. Wessels,^{60a} J. Wetter,¹⁶²
K. Whalen,¹¹⁷ N. L. Whallon,¹³⁹ A. M. Wharton,⁷⁴ A. White,⁸ M. J. White,¹ R. White,^{34b} D. Whiteson,¹⁶³ F. J. Wickens,¹³²
W. Wiedenmann,¹⁷³ M. Wielers,¹³² P. Wienemann,²³ C. Wigglesworth,³⁸ L. A. M. Wiik-Fuchs,²³ A. Wildauer,¹⁰² F. Wilk,⁸⁶

H. G. Wilkens,³² H. H. Williams,¹²³ S. Williams,¹⁰⁸ C. Willis,⁹² S. Willocq,⁸⁸ J. A. Wilson,¹⁹ I. Wingerter-Seez,⁵ F. Winklmeier,¹¹⁷ O. J. Winston,¹⁵⁰ B. T. Winter,²³ M. Wittgen,¹⁴⁴ J. Wittkowski,¹⁰¹ M. W. Wolter,⁴¹ H. Wolters,^{127a,127c} S. D. Worm,¹³² B. K. Wosiek,⁴¹ J. Wotschack,³² M. J. Woudstra,⁸⁶ K. W. Wozniak,⁴¹ M. Wu,⁵⁷ M. Wu,³³ S. L. Wu,¹⁷³ X. Wu,⁵¹ Y. Wu,⁹¹ T. R. Wyatt,⁸⁶ B. M. Wynne,⁴⁸ S. Xella,³⁸ D. Xu,^{35a} L. Xu,²⁷ B. Yabsley,¹⁵¹ S. Yacoub,^{146a} R. Yakabe,⁶⁹ D. Yamaguchi,¹⁵⁸ Y. Yamaguchi,¹¹⁹ A. Yamamoto,⁶⁸ S. Yamamoto,¹⁵⁶ T. Yamanaka,¹⁵⁶ K. Yamauchi,¹⁰⁴ Y. Yamazaki,⁶⁹ Z. Yan,²⁴ H. Yang,^{35e} H. Yang,¹⁷³ Y. Yang,¹⁵² Z. Yang,¹⁵ W-M. Yao,¹⁶ Y. C. Yap,⁸² Y. Yasu,⁶⁸ E. Yatsenko,⁵ K. H. Yau Wong,²³ J. Ye,⁴² S. Ye,²⁷ I. Yeletsikh,⁶⁷ A. L. Yen,⁵⁹ E. Yildirim,⁸⁵ K. Yorita,¹⁷¹ R. Yoshida,⁶ K. Yoshihara,¹²³ C. Young,¹⁴⁴ C. J. S. Young,³² S. Youssef,²⁴ D. R. Yu,¹⁶ J. Yu,⁸ J. M. Yu,⁹¹ J. Yu,⁶⁶ L. Yuan,⁶⁹ S. P. Y. Yuen,²³ I. Yusuff,^{30,ss} B. Zabinski,⁴¹ R. Zaidan,^{35d} A. M. Zaitsev,^{131,ff} N. Zakharchuk,⁴⁴ J. Zalieckas,¹⁵ A. Zaman,¹⁴⁹ S. Zambito,⁵⁹ L. Zanello,^{133a,133b} D. Zanzi,⁹⁰ C. Zeitnitz,¹⁷⁵ M. Zeman,¹²⁹ A. Zemla,^{40a} J. C. Zeng,¹⁶⁶ Q. Zeng,¹⁴⁴ K. Zengel,²⁵ O. Zenin,¹³¹ T. Ženiš,^{145a} D. Zerwas,¹¹⁸ D. Zhang,⁹¹ F. Zhang,¹⁷³ G. Zhang,^{35b,nn} H. Zhang,^{35c} J. Zhang,⁶ L. Zhang,⁵⁰ R. Zhang,²³ R. Zhang,^{35b,tt} X. Zhang,^{35d} Z. Zhang,¹¹⁸ X. Zhao,⁴² Y. Zhao,^{35d} Z. Zhao,^{35b} A. Zhemchugov,⁶⁷ J. Zhong,¹²¹ B. Zhou,⁹¹ C. Zhou,⁴⁷ L. Zhou,³⁷ L. Zhou,⁴² M. Zhou,¹⁴⁹ N. Zhou,^{35f} C. G. Zhu,^{35d} H. Zhu,^{35a} J. Zhu,⁹¹ Y. Zhu,^{35b} X. Zhuang,^{35a} K. Zhukov,⁹⁷ A. Zibell,¹⁷⁴ D. Zieminska,⁶³ N. I. Zimine,⁶⁷ C. Zimmermann,⁸⁵ S. Zimmermann,⁵⁰ Z. Zinonos,⁵⁶ M. Zinser,⁸⁵ M. Ziolkowski,¹⁴² L. Živković,¹⁴ G. Zobernig,¹⁷³ A. Zoccoli,^{22a,22b} M. zur Nedden,¹⁷ and L. Zwalinski³²

(ATLAS Collaboration)

¹Department of Physics, University of Adelaide, Adelaide, Australia

²Physics Department, SUNY Albany, Albany, New York, USA

³Department of Physics, University of Alberta, Edmonton, AB, Canada

^{4a}Department of Physics, Ankara University, Ankara, Turkey

^{4b}Istanbul Aydin University, Istanbul, Turkey

^{4c}Division of Physics, TOBB University of Economics and Technology, Ankara, Turkey

⁵LAPP, CNRS/IN2P3 and Université Savoie Mont Blanc, Annecy-le-Vieux, France

⁶High Energy Physics Division, Argonne National Laboratory, Argonne, Illinois, USA

⁷Department of Physics, University of Arizona, Tucson, Arizona, USA

⁸Department of Physics, The University of Texas at Arlington, Arlington, Texas, USA

⁹Physics Department, University of Athens, Athens, Greece

¹⁰Physics Department, National Technical University of Athens, Zografou, Greece

¹¹Department of Physics, The University of Texas at Austin, Austin, Texas, USA

¹²Institute of Physics, Azerbaijan Academy of Sciences, Baku, Azerbaijan

¹³Institut de Física d'Altes Energies (IFAE), The Barcelona Institute of Science and Technology, Barcelona, Spain

¹⁴Institute of Physics, University of Belgrade, Belgrade, Serbia

¹⁵Department for Physics and Technology, University of Bergen, Bergen, Norway

¹⁶Physics Division, Lawrence Berkeley National Laboratory and University of California, Berkeley, California, USA

¹⁷Department of Physics, Humboldt University, Berlin, Germany

¹⁸Albert Einstein Center for Fundamental Physics and Laboratory for High Energy Physics, University of Bern, Bern, Switzerland

¹⁹School of Physics and Astronomy, University of Birmingham, Birmingham, United Kingdom

^{20a}Department of Physics, Bogazici University, Istanbul, Turkey

^{20b}Department of Physics Engineering, Gaziantep University, Gaziantep, Turkey

^{20c}Istanbul Bilgi University, Faculty of Engineering and Natural Sciences, Istanbul, Turkey

^{20d}Bahcesehir University, Faculty of Engineering and Natural Sciences, Istanbul, Turkey

²¹Centro de Investigaciones, Universidad Antonio Narino, Bogota, Colombia

^{22a}INFN Sezione di Bologna, Italy

^{22b}Dipartimento di Fisica e Astronomia, Università di Bologna, Bologna, Italy

²³Physikalisches Institut, University of Bonn, Bonn, Germany

²⁴Department of Physics, Boston University, Boston, Massachusetts, USA

²⁵Department of Physics, Brandeis University, Waltham, Massachusetts, USA

^{26a}Universidade Federal do Rio De Janeiro COPPE/EE/IF, Rio de Janeiro, Brazil

^{26b}Electrical Circuits Department, Federal University of Juiz de Fora (UFJF), Juiz de Fora, Brazil

^{26c}Federal University of Sao Joao del Rei (UFSJ), Sao Joao del Rei, Brazil

- ^{26d}*Instituto de Física, Universidade de Sao Paulo, Sao Paulo, Brazil*
- ²⁷*Physics Department, Brookhaven National Laboratory, Upton, New York, USA*
- ^{28a}*Transilvania University of Brasov, Brasov, Romania, Romania*
- ^{28b}*National Institute of Physics and Nuclear Engineering, Bucharest, Romania*
- ^{28c}*National Institute for Research and Development of Isotopic and Molecular Technologies, Physics Department, Cluj Napoca, Romania*
- ^{28d}*University Politehnica Bucharest, Bucharest, Romania*
- ^{28e}*West University in Timisoara, Timisoara, Romania*
- ²⁹*Departamento de Física, Universidad de Buenos Aires, Buenos Aires, Argentina*
- ³⁰*Cavendish Laboratory, University of Cambridge, Cambridge, United Kingdom*
- ³¹*Department of Physics, Carleton University, Ottawa, ON, Canada*
- ³²*CERN, Geneva, Switzerland*
- ³³*Enrico Fermi Institute, University of Chicago, Chicago, Illinois, USA*
- ^{34a}*Departamento de Física, Pontificia Universidad Católica de Chile, Santiago, Chile*
- ^{34b}*Departamento de Física, Universidad Técnica Federico Santa María, Valparaíso, Chile*
- ^{35a}*Institute of High Energy Physics, Chinese Academy of Sciences, Beijing, China*
- ^{35b}*Department of Modern Physics, University of Science and Technology of China, Anhui, China*
- ^{35c}*Department of Physics, Nanjing University, Jiangsu, China*
- ^{35d}*School of Physics, Shandong University, Shandong, China*
- ^{35e}*Department of Physics and Astronomy, Shanghai Key Laboratory for Particle Physics and Cosmology, Shanghai Jiao Tong University, Shanghai; (also affiliated with PKU-CHEP), China*
- ^{35f}*Physics Department, Tsinghua University, Beijing 100084, China*
- ³⁶*Laboratoire de Physique Corpusculaire, Clermont Université and Université Blaise Pascal and CNRS/IN2P3, Clermont-Ferrand, France*
- ³⁷*Nevis Laboratory, Columbia University, Irvington, New York, USA*
- ³⁸*Niels Bohr Institute, University of Copenhagen, Kobenhavn, Denmark*
- ^{39a}*INFN Gruppo Collegato di Cosenza, Laboratori Nazionali di Frascati, Italy*
- ^{39b}*Dipartimento di Fisica, Università della Calabria, Rende, Italy*
- ^{40a}*AGH University of Science and Technology, Faculty of Physics and Applied Computer Science, Krakow, Poland*
- ^{40b}*Marian Smoluchowski Institute of Physics, Jagiellonian University, Krakow, Poland*
- ⁴¹*Institute of Nuclear Physics Polish Academy of Sciences, Krakow, Poland*
- ⁴²*Physics Department, Southern Methodist University, Dallas, Texas, USA*
- ⁴³*Physics Department, University of Texas at Dallas, Richardson, Texas, USA*
- ⁴⁴*DESY, Hamburg and Zeuthen, Germany*
- ⁴⁵*Institut für Experimentelle Physik IV, Technische Universität Dortmund, Dortmund, Germany*
- ⁴⁶*Institut für Kern- und Teilchenphysik, Technische Universität Dresden, Dresden, Germany*
- ⁴⁷*Department of Physics, Duke University, Durham, North Carolina, USA*
- ⁴⁸*SUPA - School of Physics and Astronomy, University of Edinburgh, Edinburgh, United Kingdom*
- ⁴⁹*INFN Laboratori Nazionali di Frascati, Frascati, Italy*
- ⁵⁰*Fakultät für Mathematik und Physik, Albert-Ludwigs-Universität, Freiburg, Germany*
- ⁵¹*Section de Physique, Université de Genève, Geneva, Switzerland*
- ^{52a}*INFN Sezione di Genova, Italy*
- ^{52b}*Dipartimento di Fisica, Università di Genova, Genova, Italy*
- ^{53a}*E. Andronikashvili Institute of Physics, Iv. Javakishvili Tbilisi State University, Tbilisi, Georgia*
- ^{53b}*High Energy Physics Institute, Tbilisi State University, Tbilisi, Georgia*
- ⁵⁴*II Physikalisches Institut, Justus-Liebig-Universität Giessen, Giessen, Germany*
- ⁵⁵*SUPA - School of Physics and Astronomy, University of Glasgow, Glasgow, United Kingdom*
- ⁵⁶*II Physikalisches Institut, Georg-August-Universität, Göttingen, Germany*
- ⁵⁷*Laboratoire de Physique Subatomique et de Cosmologie, Université Grenoble-Alpes, CNRS/IN2P3, Grenoble, France*
- ⁵⁸*Department of Physics, Hampton University, Hampton, Virginia, USA*
- ⁵⁹*Laboratory for Particle Physics and Cosmology, Harvard University, Cambridge, Massachusetts, USA*
- ^{60a}*Kirchhoff-Institut für Physik, Ruprecht-Karls-Universität Heidelberg, Heidelberg, Germany*
- ^{60b}*Physikalisches Institut, Ruprecht-Karls-Universität Heidelberg, Heidelberg, Germany*
- ^{60c}*ZITI Institut für technische Informatik, Ruprecht-Karls-Universität Heidelberg, Mannheim, Germany*
- ⁶¹*Faculty of Applied Information Science, Hiroshima Institute of Technology, Hiroshima, Japan*
- ^{62a}*Department of Physics, The Chinese University of Hong Kong, Shatin, N.T., Hong Kong, China*
- ^{62b}*Department of Physics, The University of Hong Kong, Hong Kong, China*

- ^{62c}*Department of Physics, The Hong Kong University of Science and Technology, Clear Water Bay, Kowloon, Hong Kong, China*
- ⁶³*Department of Physics, Indiana University, Bloomington, Indiana, USA*
- ⁶⁴*Institut für Astro- und Teilchenphysik, Leopold-Franzens-Universität, Innsbruck, Austria*
- ⁶⁵*University of Iowa, Iowa City, Iowa, USA*
- ⁶⁶*Department of Physics and Astronomy, Iowa State University, Ames, Iowa, USA*
- ⁶⁷*Joint Institute for Nuclear Research, JINR Dubna, Dubna, Russia*
- ⁶⁸*KEK, High Energy Accelerator Research Organization, Tsukuba, Japan*
- ⁶⁹*Graduate School of Science, Kobe University, Kobe, Japan*
- ⁷⁰*Faculty of Science, Kyoto University, Kyoto, Japan*
- ⁷¹*Kyoto University of Education, Kyoto, Japan*
- ⁷²*Department of Physics, Kyushu University, Fukuoka, Japan*
- ⁷³*Instituto de Física La Plata, Universidad Nacional de La Plata and CONICET, La Plata, Argentina*
- ⁷⁴*Physics Department, Lancaster University, Lancaster, United Kingdom*
- ^{75a}*INFN Sezione di Lecce, Italy*
- ^{75b}*Dipartimento di Matematica e Fisica, Università del Salento, Lecce, Italy*
- ⁷⁶*Oliver Lodge Laboratory, University of Liverpool, Liverpool, United Kingdom*
- ⁷⁷*Department of Physics, Jožef Stefan Institute and University of Ljubljana, Ljubljana, Slovenia*
- ⁷⁸*School of Physics and Astronomy, Queen Mary University of London, London, United Kingdom*
- ⁷⁹*Department of Physics, Royal Holloway University of London, Surrey, United Kingdom*
- ⁸⁰*Department of Physics and Astronomy, University College London, London, United Kingdom*
- ⁸¹*Louisiana Tech University, Ruston, Los Angeles, USA*
- ⁸²*Laboratoire de Physique Nucléaire et de Hautes Energies, UPMC and Université Paris-Diderot and CNRS/IN2P3, Paris, France*
- ⁸³*Fysiska institutionen, Lunds universitet, Lund, Sweden*
- ⁸⁴*Departamento de Física Teórica C-15, Universidad Autónoma de Madrid, Madrid, Spain*
- ⁸⁵*Institut für Physik, Universität Mainz, Mainz, Germany*
- ⁸⁶*School of Physics and Astronomy, University of Manchester, Manchester, United Kingdom*
- ⁸⁷*CPPM, Aix-Marseille Université and CNRS/IN2P3, Marseille, France*
- ⁸⁸*Department of Physics, University of Massachusetts, Amherst, Massachusetts, USA*
- ⁸⁹*Department of Physics, McGill University, Montreal, QC, Canada*
- ⁹⁰*School of Physics, University of Melbourne, Victoria, Australia*
- ⁹¹*Department of Physics, The University of Michigan, Ann Arbor, Michigan, USA*
- ⁹²*Department of Physics and Astronomy, Michigan State University, East Lansing, Michigan, USA*
- ^{93a}*INFN Sezione di Milano, Italy*
- ^{93b}*Dipartimento di Fisica, Università di Milano, Milano, Italy*
- ⁹⁴*B.I. Stepanov Institute of Physics, National Academy of Sciences of Belarus, Minsk, Republic of Belarus*
- ⁹⁵*National Scientific and Educational Centre for Particle and High Energy Physics, Minsk, Republic of Belarus*
- ⁹⁶*Group of Particle Physics, University of Montreal, Montreal, QC, Canada*
- ⁹⁷*P.N. Lebedev Physical Institute of the Russian Academy of Sciences, Moscow, Russia*
- ⁹⁸*Institute for Theoretical and Experimental Physics (ITEP), Moscow, Russia*
- ⁹⁹*National Research Nuclear University MEPhI, Moscow, Russia*
- ¹⁰⁰*D.V. Skobeltsyn Institute of Nuclear Physics, M.V. Lomonosov Moscow State University, Moscow, Russia*
- ¹⁰¹*Fakultät für Physik, Ludwig-Maximilians-Universität München, München, Germany*
- ¹⁰²*Max-Planck-Institut für Physik (Werner-Heisenberg-Institut), München, Germany*
- ¹⁰³*Nagasaki Institute of Applied Science, Nagasaki, Japan*
- ¹⁰⁴*Graduate School of Science and Kobayashi-Maskawa Institute, Nagoya University, Nagoya, Japan*
- ^{105a}*INFN Sezione di Napoli, Italy*
- ^{105b}*Dipartimento di Fisica, Università di Napoli, Napoli, Italy*
- ¹⁰⁶*Department of Physics and Astronomy, University of New Mexico, Albuquerque, New Mexico, USA*
- ¹⁰⁷*Institute for Mathematics, Astrophysics and Particle Physics, Radboud University Nijmegen/Nikhef, Nijmegen, Netherlands*
- ¹⁰⁸*Nikhef National Institute for Subatomic Physics and University of Amsterdam, Amsterdam, Netherlands*
- ¹⁰⁹*Department of Physics, Northern Illinois University, DeKalb, Illinois, USA*
- ¹¹⁰*Budker Institute of Nuclear Physics, SB RAS, Novosibirsk, Russia*
- ¹¹¹*Department of Physics, New York University, New York, New York, USA*
- ¹¹²*Ohio State University, Columbus, Ohio, USA*
- ¹¹³*Faculty of Science, Okayama University, Okayama, Japan*

- ¹¹⁴Homer L. Dodge Department of Physics and Astronomy, University of Oklahoma, Norman, Oklahoma, USA
- ¹¹⁵Department of Physics, Oklahoma State University, Stillwater, Oklahoma, USA
- ¹¹⁶Palacký University, RCPTM, Olomouc, Czech Republic
- ¹¹⁷Center for High Energy Physics, University of Oregon, Eugene, Oregon, USA
- ¹¹⁸LAL, Univ. Paris-Sud, CNRS/IN2P3, Université Paris-Saclay, Orsay, France
- ¹¹⁹Graduate School of Science, Osaka University, Osaka, Japan
- ¹²⁰Department of Physics, University of Oslo, Oslo, Norway
- ¹²¹Department of Physics, Oxford University, Oxford, United Kingdom
- ^{122a}INFN Sezione di Pavia, Italy
- ^{122b}Dipartimento di Fisica, Università di Pavia, Pavia, Italy
- ¹²³Department of Physics, University of Pennsylvania, Philadelphia, Pennsylvania, USA
- ¹²⁴National Research Centre “Kurchatov Institute” B.P.Konstantinov Petersburg Nuclear Physics Institute, St. Petersburg, Russia
- ^{125a}INFN Sezione di Pisa, Italy
- ^{125b}Dipartimento di Fisica E. Fermi, Università di Pisa, Pisa, Italy
- ¹²⁶Department of Physics and Astronomy, University of Pittsburgh, Pittsburgh, Pennsylvania, USA
- ^{127a}Laboratório de Instrumentação e Física Experimental de Partículas - LIP, Lisboa, Portugal
- ^{127b}Faculdade de Ciências, Universidade de Lisboa, Lisboa, Portugal
- ^{127c}Department of Physics, University of Coimbra, Coimbra, Portugal
- ^{127d}Centro de Física Nuclear da Universidade de Lisboa, Lisboa, Portugal
- ^{127e}Departamento de Física, Universidade do Minho, Braga, Portugal
- ^{127f}Departamento de Física Teórica y del Cosmos and CAFPE, Universidad de Granada, Granada, Spain
- ^{127g}Dep Física and CEFITEC of Faculdade de Ciências e Tecnologia, Universidade Nova de Lisboa, Caparica, Portugal
- ¹²⁸Institute of Physics, Academy of Sciences of the Czech Republic, Praha, Czech Republic
- ¹²⁹Czech Technical University in Prague, Praha, Czech Republic
- ¹³⁰Faculty of Mathematics and Physics, Charles University in Prague, Praha, Czech Republic
- ¹³¹State Research Center Institute for High Energy Physics (Protvino), NRC KI, Russia
- ¹³²Particle Physics Department, Rutherford Appleton Laboratory, Didcot, United Kingdom
- ^{133a}INFN Sezione di Roma, Italy
- ^{133b}Dipartimento di Fisica, Sapienza Università di Roma, Roma, Italy
- ^{134a}INFN Sezione di Roma Tor Vergata, Italy
- ^{134b}Dipartimento di Fisica, Università di Roma Tor Vergata, Roma, Italy
- ^{135a}INFN Sezione di Roma Tre, Italy
- ^{135b}Dipartimento di Matematica e Fisica, Università Roma Tre, Roma, Italy
- ^{136a}Faculté des Sciences Ain Chock, Réseau Universitaire de Physique des Hautes Energies - Université Hassan II, Casablanca, Morocco
- ^{136b}Centre National de l’Energie des Sciences Techniques Nucleaires, Rabat, Morocco
- ^{136c}Faculté des Sciences Semlalia, Université Cadi Ayyad, LPHEA-Marrakech, Morocco
- ^{136d}Faculté des Sciences, Université Mohamed Premier and LTPM, Oujda, Morocco
- ^{136e}Faculté des sciences, Université Mohammed V, Rabat, Morocco
- ¹³⁷DSM/IRFU (Institut de Recherches sur les Lois Fondamentales de l’Univers), CEA Saclay (Commissariat à l’Energie Atomique et aux Energies Alternatives), Gif-sur-Yvette, France
- ¹³⁸Santa Cruz Institute for Particle Physics, University of California Santa Cruz, Santa Cruz, California, USA
- ¹³⁹Department of Physics, University of Washington, Seattle, Washington, USA
- ¹⁴⁰Department of Physics and Astronomy, University of Sheffield, Sheffield, United Kingdom
- ¹⁴¹Department of Physics, Shinshu University, Nagano, Japan
- ¹⁴²Fachbereich Physik, Universität Siegen, Siegen, Germany
- ¹⁴³Department of Physics, Simon Fraser University, Burnaby, BC, Canada
- ¹⁴⁴SLAC National Accelerator Laboratory, Stanford, California, USA
- ^{145a}Faculty of Mathematics, Physics & Informatics, Comenius University, Bratislava, Slovak Republic
- ^{145b}Department of Subnuclear Physics, Institute of Experimental Physics of the Slovak Academy of Sciences, Kosice, Slovak Republic
- ^{146a}Department of Physics, University of Cape Town, Cape Town, South Africa
- ^{146b}Department of Physics, University of Johannesburg, Johannesburg, South Africa
- ^{146c}School of Physics, University of the Witwatersrand, Johannesburg, South Africa
- ^{147a}Department of Physics, Stockholm University, Sweden

- ^{147b}*The Oskar Klein Centre, Stockholm, Sweden*
- ¹⁴⁸*Physics Department, Royal Institute of Technology, Stockholm, Sweden*
- ¹⁴⁹*Departments of Physics & Astronomy and Chemistry, Stony Brook University,
Stony Brook, New York, USA*
- ¹⁵⁰*Department of Physics and Astronomy, University of Sussex, Brighton, United Kingdom*
- ¹⁵¹*School of Physics, University of Sydney, Sydney, Australia*
- ¹⁵²*Institute of Physics, Academia Sinica, Taipei, Taiwan*
- ¹⁵³*Department of Physics, Technion: Israel Institute of Technology, Haifa, Israel*
- ¹⁵⁴*Raymond and Beverly Sackler School of Physics and Astronomy, Tel Aviv University, Tel Aviv, Israel*
- ¹⁵⁵*Department of Physics, Aristotle University of Thessaloniki, Thessaloniki, Greece*
- ¹⁵⁶*International Center for Elementary Particle Physics and Department of Physics,
The University of Tokyo, Tokyo, Japan*
- ¹⁵⁷*Graduate School of Science and Technology, Tokyo Metropolitan University, Tokyo, Japan*
- ¹⁵⁸*Department of Physics, Tokyo Institute of Technology, Tokyo, Japan*
- ¹⁵⁹*Department of Physics, University of Toronto, Toronto, ON, Canada*
- ^{160a}*TRIUMF, Vancouver BC, Canada*
- ^{160b}*Department of Physics and Astronomy, York University, Toronto, ON, Canada*
- ¹⁶¹*Faculty of Pure and Applied Sciences, and Center for Integrated Research in Fundamental Science
and Engineering, University of Tsukuba, Tsukuba, Japan*
- ¹⁶²*Department of Physics and Astronomy, Tufts University, Medford, Massachusetts, USA*
- ¹⁶³*Department of Physics and Astronomy, University of California Irvine, Irvine, California, USA*
- ^{164a}*INFN Gruppo Collegato di Udine, Sezione di Trieste, Udine, Italy*
- ^{164b}*ICTP, Trieste, Italy*
- ^{164c}*Dipartimento di Chimica, Fisica e Ambiente, Università di Udine, Udine, Italy*
- ¹⁶⁵*Department of Physics and Astronomy, University of Uppsala, Uppsala, Sweden*
- ¹⁶⁶*Department of Physics, University of Illinois, Urbana, Illinois, USA*
- ¹⁶⁷*Instituto de Física Corpuscular (IFIC) and Departamento de Física Atomica, Molecular y Nuclear
and Departamento de Ingeniería Electrónica and Instituto de Microelectrónica de Barcelona (IMB-CNM),
University of Valencia and CSIC, Valencia, Spain*
- ¹⁶⁸*Department of Physics, University of British Columbia, Vancouver, BC, Canada*
- ¹⁶⁹*Department of Physics and Astronomy, University of Victoria, Victoria, BC, Canada*
- ¹⁷⁰*Department of Physics, University of Warwick, Coventry, United Kingdom*
- ¹⁷¹*Waseda University, Tokyo, Japan*
- ¹⁷²*Department of Particle Physics, The Weizmann Institute of Science, Rehovot, Israel*
- ¹⁷³*Department of Physics, University of Wisconsin, Madison, Wisconsin, USA*
- ¹⁷⁴*Fakultät für Physik und Astronomie, Julius-Maximilians-Universität, Würzburg, Germany*
- ¹⁷⁵*Fakultät für Mathematik und Naturwissenschaften, Fachgruppe Physik, Bergische Universität
Wuppertal, Wuppertal, Germany*
- ¹⁷⁶*Department of Physics, Yale University, New Haven, Connecticut, USA*
- ¹⁷⁷*Yerevan Physics Institute, Yerevan, Armenia*
- ¹⁷⁸*Centre de Calcul de l'Institut National de Physique Nucléaire et de Physique des Particules (IN2P3),
Villeurbanne, France*

^aDeceased.

^bAlso at Department of Physics, King's College London, London, United Kingdom.

^cAlso at Institute of Physics, Azerbaijan Academy of Sciences, Baku, Azerbaijan.

^dAlso at Novosibirsk State University, Novosibirsk, Russia.

^eAlso at TRIUMF, Vancouver, BC, Canada.

^fAlso at Department of Physics & Astronomy, University of Louisville, Louisville, KY, USA.

^gAlso at Department of Physics, California State University, Fresno, CA, USA.

^hAlso at Department of Physics, University of Fribourg, Fribourg, Switzerland.

ⁱAlso at Departament de Física de la Universitat Autònoma de Barcelona, Barcelona, Spain.

^jAlso at Departamento de Física e Astronomia, Faculdade de Ciências, Universidade do Porto, Portugal.

^kAlso at Tomsk State University, Tomsk, Russia.

^lAlso at Università di Napoli Parthenope, Napoli, Italy.

^mAlso at Institute of Particle Physics (IPP), Canada.

ⁿAlso at National Institute of Physics and Nuclear Engineering, Bucharest, Romania.

^oAlso at Department of Physics, St. Petersburg State Polytechnical University, St. Petersburg, Russia.

^pAlso at Department of Physics, The University of Michigan, Ann Arbor, MI, USA.

^qAlso at Centre for High Performance Computing, CSIR Campus, Rosebank, Cape Town, South Africa.

^r Also at Louisiana Tech University, Ruston, LA, USA.

^s Also at Institutio Catalana de Recerca i Estudis Avancats, ICREA, Barcelona, Spain.

^t Also at Graduate School of Science, Osaka University, Osaka, Japan.

^u Also at Department of Physics, National Tsing Hua University, Taiwan.

^v Also at Institute for Mathematics, Astrophysics and Particle Physics, Radboud University Nijmegen/Nikhef, Nijmegen, Netherlands.

^w Also at Department of Physics, The University of Texas at Austin, Austin, TX, USA.

^x Also at Institute of Theoretical Physics, Ilia State University, Tbilisi, Georgia.

^y Also at CERN, Geneva, Switzerland.

^z Also at Georgian Technical University (GTU), Tbilisi, Georgia.

^{aa} Also at Ochadai Academic Production, Ochanomizu University, Tokyo, Japan.

^{bb} Also at Manhattan College, New York, NY, USA.

^{cc} Also at Hellenic Open University, Patras, Greece.

^{dd} Also at Academia Sinica Grid Computing, Institute of Physics, Academia Sinica, Taipei, Taiwan.

^{ee} Also at School of Physics, Shandong University, Shandong, China.

^{ff} Also at Moscow Institute of Physics and Technology State University, Dolgoprudny, Russia.

^{gg} Also at Section de Physique, Université de Genève, Geneva, Switzerland.

^{hh} Also at Eotvos Lorand University, Budapest, Hungary.

ⁱⁱ Also at International School for Advanced Studies (SISSA), Trieste, Italy.

^{jj} Also at Department of Physics and Astronomy, University of South Carolina, Columbia, SC, USA.

^{kk} Also at School of Physics and Engineering, Sun Yat-sen University, Guangzhou, China.

^{ll} Also at Institute for Nuclear Research and Nuclear Energy (INRNE) of the Bulgarian Academy of Sciences, Sofia, Bulgaria.

^{mm} Also at Faculty of Physics, M.V.Lomonosov Moscow State University, Moscow, Russia.

ⁿⁿ Also at Institute of Physics, Academia Sinica, Taipei, Taiwan.

^{oo} Also at National Research Nuclear University MEPhI, Moscow, Russia.

^{pp} Also at Department of Physics, Stanford University, Stanford, CA, USA.

^{qq} Also at Institute for Particle and Nuclear Physics, Wigner Research Centre for Physics, Budapest, Hungary.

^{rr} Also at Flensburg University of Applied Sciences, Flensburg, Germany.

^{ss} Also at University of Malaya, Department of Physics, Kuala Lumpur, Malaysia.

^{tt} Also at CPPM, Aix-Marseille Université and CNRS/IN2P3, Marseille, France.