



UvA-DARE (Digital Academic Repository)

Results from the search for dark matter in the Milky Way with 9 years of data of the ANTARES neutrino telescope

Albert, A.; Bouwhuis, M.C.; Bruijn, R.; Heijboer, A.J.; de Jong, M.; Jongen, M.; Melis, K. ; Samtleben, D.F.E.; ANTARES Collaboration

DOI

[10.1016/j.physletb.2017.03.063](https://doi.org/10.1016/j.physletb.2017.03.063)

Publication date

2017

Document Version

Final published version

Published in

Physics Letters B

License

CC BY

[Link to publication](#)

Citation for published version (APA):

Albert, A., Bouwhuis, M. C., Bruijn, R., Heijboer, A. J., de Jong, M., Jongen, M., Melis, K., Samtleben, D. F. E., & ANTARES Collaboration (2017). Results from the search for dark matter in the Milky Way with 9 years of data of the ANTARES neutrino telescope. *Physics Letters B*, 769, 249-254. <https://doi.org/10.1016/j.physletb.2017.03.063>

General rights

It is not permitted to download or to forward/distribute the text or part of it without the consent of the author(s) and/or copyright holder(s), other than for strictly personal, individual use, unless the work is under an open content license (like Creative Commons).

Disclaimer/Complaints regulations

If you believe that digital publication of certain material infringes any of your rights or (privacy) interests, please let the Library know, stating your reasons. In case of a legitimate complaint, the Library will make the material inaccessible and/or remove it from the website. Please Ask the Library: <https://uba.uva.nl/en/contact>, or a letter to: Library of the University of Amsterdam, Secretariat, Singel 425, 1012 WP Amsterdam, The Netherlands. You will be contacted as soon as possible.


UvA-DARE is a service provided by the library of the University of Amsterdam (<https://dare.uva.nl>)



Contents lists available at ScienceDirect

Physics Letters B

www.elsevier.com/locate/physletb



Results from the search for dark matter in the Milky Way with 9 years of data of the ANTARES neutrino telescope



A. Albert^a, M. André^b, M. Anghinolfi^c, G. Anton^d, M. Ardid^e, J.-J. Aubert^f, T. Avgitas^g, B. Baret^g, J. Barrios-Martí^h, S. Basaⁱ, V. Bertin^f, S. Biagi^j, R. Bormuth^{k,l}, S. Bourret^g, M.C. Bouwhuis^k, R. Bruijn^{k,m}, J. Brunner^f, J. Busto^f, A. Capone^{n,o}, L. Caramete^p, J. Carr^f, S. Celli^{n,o,q}, T. Chiarusi^r, M. Circella^s, J.A.B. Coelho^g, A. Coleiro^g, R. Coniglione^j, H. Costantini^f, P. Coyle^f, A. Creusot^g, A. Deschamps^t, G. De Bonis^{n,o}, C. Distefano^j, I. Di Palma^{n,o}, C. Donzaud^{g,u}, D. Dornic^f, D. Drouhin^a, T. Eberl^d, I. El Bojaddaini^v, D. Elsässer^w, A. Enzenhöfer^f, I. Felis^e, L.A. Fusco^{r,x}, S. Galatà^g, P. Gay^{y,g}, S. Geißelsöder^d, K. Geyer^d, V. Giordano^z, A. Gleixner^d, H. Glotin^{aa,ab,ac}, T. Grégoire^g, R. Gracia Ruiz^g, K. Graf^d, S. Hallmann^d, H. van Haren^{ad}, A.J. Heijboer^k, Y. Hello^t, J.J. Hernández-Rey^h, J. Hößl^d, J. Hofestädt^d, C. Hugon^{c,ae}, G. Illuminati^{n,o,h}, C.W. James^d, M. de Jong^{k,l}, M. Jongen^k, M. Kadler^w, O. Kalekin^d, U. Katz^d, D. Kießling^d, A. Kouchner^{g,ac}, M. Kreter^w, I. Kreykenbohm^{af}, V. Kulikovskiy^{f,ag}, C. Lachaud^g, R. Lahmann^d, D. Lefèvre^{ah,ai}, E. Leonora^{z,aj}, M. Lotze^h, S. Loucatos^{ak,g}, M. Marcelinⁱ, A. Margiotta^{r,x}, A. Marinelli^{al,am}, J.A. Martínez-Mora^e, A. Mathieu^f, R. Mele^{an,aq}, K. Melis^{k,m}, T. Michael^k, P. Migliozzi^{an}, A. Moussa^v, C. Mueller^w, E. Nezriⁱ, G.E. Pāvālaš^p, C. Pellegrino^{r,x}, C. Perrina^{n,o}, P. Piattelli^j, V. Popa^p, T. Pradier^{ao}, L. Quinn^f, C. Racca^a, G. Riccobene^j, K. Roensch^d, A. Sánchez-Losa^s, M. Saldaña^e, I. Salvadori^f, D.F.E. Samtleben^{k,l}, M. Sanguineti^{c,ae}, P. Sapienza^j, J. Schnabel^d, F. Schüssler^{ak}, T. Seitz^d, C. Sieger^d, M. Spurio^{r,x}, Th. Stolarczyk^{ak}, M. Taiuti^{c,ae}, Y. Tayalati^{ap}, A. Trovato^j, M. Tselengidou^d, D. Turpin^f, C. Tönnis^{h,*}, B. Vallage^{ak,g}, C. Vallée^f, V. Van Elewyck^{g,ac}, D. Vivolo^{an,aq}, A. Vizzoca^{n,o}, S. Wagner^d, J. Wilms^{af}, J.D. Zornoza^h, J. Zúñiga^h

^a GRPHE, Université de Haute Alsace, Institut universitaire de technologie de Colmar, 34 rue du Grillenbreit, BP 50568, 68008 Colmar, France

^b Technical University of Catalonia, Laboratory of Applied Bioacoustics, Rambla Exposició, 08800 Vilanova i la Geltrú, Barcelona, Spain

^c INFN – Sezione di Genova, Via Dodecaneso 33, 16146 Genova, Italy

^d Friedrich-Alexander-Universität Erlangen-Nürnberg, Erlangen Centre for Astroparticle Physics, Erwin-Rommel-Str. 1, 91058 Erlangen, Germany

^e Institut d'Investigació per a la Gestió Integrada de les Zones Costaneres (IGIC), Universitat Politècnica de València, C/ Paranimf 1, 46730 Gandia, Spain

^f Aix-Marseille Université, CNRS/IN2P3, CPPM UMR 7346, 13288 Marseille, France

^g APC, Université Paris Diderot, CNRS/IN2P3, CEA/IRFU, Observatoire de Paris, Sorbonne Paris Cité, 75205 Paris, France

^h IFIC – Instituto de Física Corpuscular (CSIC – Universitat de València), c/ Catedrático José Beltrán, 2, E-46980 Paterna, Valencia, Spain

ⁱ LAM – Laboratoire d'Astrophysique de Marseille, Pôle de l'Étoile Site de Château-Gombert, rue Frédéric Joliot-Curie 38, 13388 Marseille Cedex 13, France

^j INFN – Laboratori Nazionali del Sud (LNS), Via S. Sofia 62, 95123 Catania, Italy

^k Nikhef, Science Park, Amsterdam, The Netherlands

^l Huygens-Kamerlingh Onnes Laboratorium, Universiteit Leiden, The Netherlands

^m Universiteit van Amsterdam, Instituut voor Hoge-Energie Fysica, Science Park 105, 1098 XG Amsterdam, The Netherlands

ⁿ INFN – Sezione di Roma, P.le Aldo Moro 2, 00185 Roma, Italy

^o Dipartimento di Fisica dell'Università La Sapienza, P.le Aldo Moro 2, 00185 Roma, Italy

^p Institute for Space Science, RO-077125 Bucharest, Măgurele, Romania

^q Gran Sasso Science Institute, Viale Francesco Crispi 7, 00167 L'Aquila, Italy

^r INFN – Sezione di Bologna, Viale Berti-Pichat 6/2, 40127 Bologna, Italy

^s INFN – Sezione di Bari, Via E. Orabona 4, 70126 Bari, Italy

^t Céaozur, UCA, CNRS, IRD, Observatoire de la Côte d'Azur, Sophia Antipolis, France

^u Univ. Paris-Sud, 91405 Orsay Cedex, France

^v University Mohammed I, Laboratory of Physics of Matter and Radiations, B.P. 717, Oujda 6000, Morocco

^w Institut für Theoretische Physik und Astrophysik, Universität Würzburg, Emil-Fischer Str. 31, 97074 Würzburg, Germany

^x Dipartimento di Fisica e Astronomia dell'Università, Viale Berti Pichat 6/2, 40127 Bologna, Italy

^y Laboratoire de Physique Corpusculaire, Clermont Université, Université Blaise Pascal, CNRS/IN2P3, BP 10448, F-63000 Clermont-Ferrand, France

^z INFN – Sezione di Catania, Viale Andrea Doria 6, 95125 Catania, Italy

^{aa} LSIS, Aix Marseille Université, CNRS, ENSAM, LSIS UMR 7296, 13397 Marseille, France

^{ab} Université de Toulon, CNRS, LSIS UMR 7296, 83957 La Garde, France

^{ac} Institut Universitaire de France, 75005 Paris, France

^{ad} Royal Netherlands Institute for Sea Research (NIOZ), Landsdiep 4, 1797 SZ 't Horntje (Texel), The Netherlands

^{ae} Dipartimento di Fisica dell'Università, Via Dodecaneso 33, 16146 Genova, Italy

^{af} Dr. Remeis-Sternwarte and ECAP, Universität Erlangen-Nürnberg, Sternwartstr. 7, 96049 Bamberg, Germany

^{ag} Moscow State University, Skobeltsyn Institute of Nuclear Physics, Leninskie gory, 119991 Moscow, Russia

^{ah} Mediterranean Institute of Oceanography (MIO), Aix-Marseille University, 13288, Marseille Cedex 9, France

^{ai} Université du Sud Toulon-Var, CNRS-INSU/IRD UMR 110, 83957, La Garde Cedex, France

^{aj} Dipartimento di Fisica ed Astronomia dell'Università, Viale Andrea Doria 6, 95125 Catania, Italy

^{ak} Direction des Sciences de la Matière, Institut de recherche sur les lois fondamentales de l'Univers, Service de Physique des Particules, CEA Saclay, 91191 Gif-sur-Yvette Cedex, France

^{al} INFN – Sezione di Pisa, Largo B. Pontecorvo 3, 56127 Pisa, Italy

^{am} Dipartimento di Fisica dell'Università, Largo B. Pontecorvo 3, 56127 Pisa, Italy

^{an} INFN – Sezione di Napoli, Via Cintia, 80126 Napoli, Italy

^{ao} Université de Strasbourg, CNRS, IPHC UMR 7178, F-67000 Strasbourg, France

^{ap} University Mohammed V in Rabat, Faculty of Sciences, 4 av. Ibn Battouta, B.P. 1014, R.P. 10000 Rabat, Morocco

^{aq} Dipartimento di Fisica dell'Università Federico II di Napoli, Via Cintia, 80126, Napoli, Italy

ARTICLE INFO

Article history:

Received 15 December 2016

Received in revised form 7 February 2017

Accepted 28 March 2017

Available online 31 March 2017

Editor: S. Dodelson

Keywords:

Dark matter

WIMP

Indirect detection

Neutrino telescope

Galactic Centre

ANTARES

ABSTRACT

Using data recorded with the ANTARES telescope from 2007 to 2015, a new search for dark matter annihilation in the Milky Way has been performed. Three halo models and five annihilation channels, $WIMP + WIMP \rightarrow b\bar{b}, W^+W^-, \tau^+\tau^-, \mu^+\mu^-$ and $\nu\bar{\nu}$, with WIMP masses ranging from $50 \frac{\text{GeV}}{c^2}$ to $100 \frac{\text{TeV}}{c^2}$, were considered. No excess over the expected background was found, and limits on the thermally averaged annihilation cross-section were set.

© 2017 The Authors. Published by Elsevier B.V. This is an open access article under the CC BY license (<http://creativecommons.org/licenses/by/4.0/>). Funded by SCOAP³.

1. Introduction

A wide variety of observations supply evidence for the existence of dark matter (DM) [1,2]. Its nature, however, is so-far unknown, and attempts to elucidate it have given rise to a lively and varied research programme in physics. A common hypothesis is to consider dark matter to be made of new, unknown particles. The assumption that these particles are a thermal relic of the Big Bang leads to the conclusion that they are weakly interacting massive particles (WIMPs).

Different approaches are used to search for these particles: production at particle accelerators [3], direct detection of the recoil from collisions with nuclei [4] or indirect detection by means of the secondary particles that they produce when they decay or annihilate [5]. Most of the particles that have been put forward as WIMPs candidates annihilate in pairs and subsequently produce standard model particles, including neutrinos. Neutrino telescopes may play a paramount role in the search for WIMPs via their annihilation products, because of their particularly clean signals and low expected backgrounds.

In this paper the results from the search for dark matter in the Milky Way using data recorded with the ANTARES neutrino telescope from 2007 to 2015, with a total live time of 2102 days are presented. Only neutrinos detected via muons produced inside or around the detector are considered. Here and in the following “neutrino” means $\nu_\mu + \bar{\nu}_\mu$, unless stated otherwise.

In Section 2 it is presented how the neutrino flux can be derived from the annihilation of DM particles. The detector and the

reconstruction method are described in Section 3, while the new analysis methodology is explained in Section 4. The results are presented in Section 5.

Compared to work previously published [6], a considerably increased data sample is used and a maximum likelihood method or “unbinned method” is applied. In addition, more recent parameters for the DM halo in the Milky Way are used.

2. Dark matter phenomenology

In this type of indirect search two important ingredients have to be considered: the amount and spatial distribution of dark matter in the source under consideration, and the energy spectra of the standard model particles produced by WIMP annihilation. These two features are to a large extent independent of each other. They are relevant for modelling the expected signal and enter into the analysis at different stages.

The signal spectra used for the analysis presented here were calculated using the code described in [7]. Spectra were obtained for five annihilation channels and 17 WIMP masses between $50 \frac{\text{GeV}}{c^2}$ and $100 \frac{\text{TeV}}{c^2}$. These spectra take into account the effect of neutrino oscillations. In the following, the results for each annihilation channel are given assuming a 100% branching ratio. The five annihilation channels are:

$$WIMP + WIMP \rightarrow b\bar{b}, W^+W^-, \tau^+\tau^-, \mu^+\mu^-, \nu_\mu\bar{\nu}_\mu. \quad (1)$$

Of these channels, the $b\bar{b}$ -channel produces the softest neutrino spectra, whilst the $\nu_\mu\bar{\nu}_\mu$ -channel produces the hardest spectra. Although the $\nu_\mu\bar{\nu}_\mu$ -channel is suppressed in many models, such as those with the WIMP being the lightest neutralino of supersym-

* Corresponding author.

E-mail address: ctoennis@ific.uv.es (C. Tönnis).

Table 1

Table of dark matter halo parameters for the Milky Way as taken from [10] and [11]. ρ_{local} is the local density and r_s is the scaling radius.

Parameter	NFW	Burkert	McMillan
r_s [kpc]	$16.1^{+17.0}_{-7.8}$	$9.26^{+5.6}_{-4.2}$	17.6 ± 7.5
ρ_{local} [GeV/cm^3]	$0.471^{+0.048}_{-0.061}$	$0.487^{+0.075}_{-0.088}$	0.390 ± 0.034

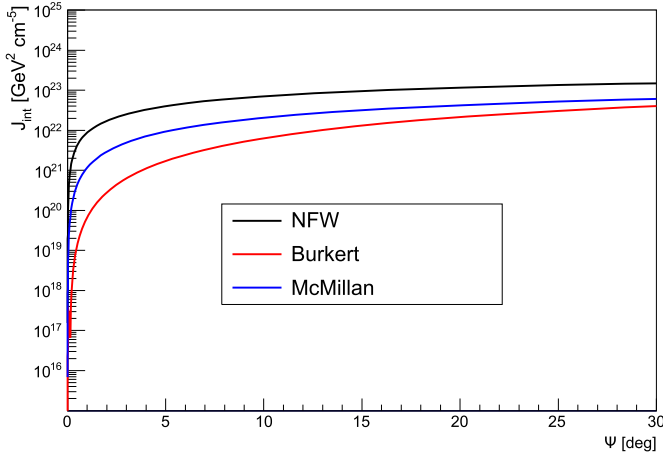


Fig. 1. The integrated J-Factor, J_{int} , for a cone-shaped region $\Delta\Omega$ centred on the Galactic Centre with an opening angle Ψ . For the halo models the parameters from Table 1 are used. The calculations are done using the code CLUMPY [13].

metric models, it is included in this study in order to be as model independent as possible.

The second ingredient, i.e. the amount and distribution of dark matter in the source, is described by the so-called J-Factor. The J-Factor, $J(\psi)$, is the integral of the dark matter density squared, ρ_{DM}^2 , over a line of sight at an angular separation ψ from the centre of the source. The relative signal strength at an angular separation ψ to the source is described by the expression $J(\psi)d\Omega(\psi)$. The J-Factor can be integrated over an observation window $\Delta\Omega$:

$$J_{int}(\Delta\Omega) = \int_{\Delta\Omega} \int \rho_{DM}^2 \cdot dl \cdot d\Omega. \quad (2)$$

J_{int} relates the thermally averaged annihilation cross-section $\langle\sigma v\rangle$ to the neutrino flux $\Phi_{\nu_\mu+\bar{\nu}_\mu}$ via the following equation:

$$\frac{d\Phi_{\nu_\mu+\bar{\nu}_\mu}}{dE_{\nu_\mu+\bar{\nu}_\mu}} = \frac{\langle\sigma v\rangle}{8\pi M_{WIMP}^2} \cdot \frac{dN_{\nu_\mu+\bar{\nu}_\mu}}{dE_{\nu_\mu+\bar{\nu}_\mu}} \cdot J_{int}(\Delta\Omega), \quad (3)$$

where $N_{\nu_\mu+\bar{\nu}_\mu}$ is the average number of neutrinos in the energy bin $dE_{\nu_\mu+\bar{\nu}_\mu}$ per WIMP annihilation, v is the WIMP velocity and M_{WIMP} is the WIMP mass.

The shape of the J-Factor crucially depends on the halo model. In this analysis three models are used: the NFW [8], the Burkert [9] model and the ‘‘McMillan’’ [10] profile. The parameters for these models are taken from [11] and [10] and are shown in Table 1. The McMillan profile is a variant of the Zhao profile [12], which treats one of the shape parameters, γ , as a free parameter and therefore is also referred to as the ‘‘ γ free’’ model. The optimum value of γ for this model is 0.79 ± 0.32 . The uncertainties on the halo profile parameters are not used in this analysis. In Fig. 1 the integrated J-Factors for the three models are shown. The NFW profile gives a larger total amount of dark matter that is also more concentrated in the core of the source than for the Burkert profile. This is due to the fact that the NFW profile is a so-called cuspy profile and diverges at the centre of the source, in contrast to the cored Burkert profile.

3. Simulation and reconstruction

The ANTARES neutrino telescope [14] is installed at the bottom of the Mediterranean Sea, about 40 km from Toulon and about 2475 m below the sea surface. Being located in the Northern hemisphere ($42^\circ 48' N$, $6^\circ 10' E$) allows the ANTARES detector to directly observe the centre of the Milky Way, using the Earth as a shield against the background from atmospheric muons.

ANTARES consists of 12, 450-m long, detector lines that are anchored to the seabed and kept vertical by buoys. Each line comprises 25 storeys with three 10-inch photomultipliers (PMTs) [15] per storey. The PMTs are housed inside pressure-resistant glass spheres [16].

The storeys also house the electronics to control the PMTs [17] and a system to monitor the alignment of the lines [18]. For the synchronisation of the individual storeys a system of optical beacons [19], located at various points of the apparatus, is used [20].

In this analysis two muon track reconstruction strategies are used: Δ Fit and QFit. In the QFit strategy [21] a χ^2 -like quality parameter, Q , is minimised. Q is calculated from the squared difference between the expected and measured times of the detected photons, taking into account the effect of light absorption in the water [21]. This strategy allows for the reconstruction of events with photon hits on only one line (single-line events).

Δ Fit [22] maximises a likelihood ratio Λ in a multistep process. The value of Λ of the final iteration of this process is used as a measure of the quality of the reconstruction. In addition, the angular error estimate β is used to define a cut employed to reduce the background.

The main background for analyses using muon tracks are atmospheric muons. Taking advantage of the absorption of the Earth that acts as an efficient shield against muons, most of this background can be rejected by accepting only upgoing-reconstructed muons in the analysis. Thanks to the detector’s latitude, the centre of the Milky Way is efficiently observed, since it is below the horizon most of the time. To further reduce the background of atmospheric muons wrongly reconstructed as upgoing, cuts on the parameters that quantify the quality of the reconstruction (Q , Λ), and on the estimate of the angular error (β) are used, as specified in the next section. Atmospheric neutrinos are an additional but much smaller part of the background. However, unlike atmospheric muons, this background is irreducible, although the information of the energy and correlations with the source can help to discriminate it from the signal.

In order to evaluate the sensitivity of the search, Monte Carlo simulations, using a detailed detector response for each data run, have been performed [23]. Concerning the background, atmospheric neutrinos [24] and muons [25] with energies ranging from $10 \frac{\text{GeV}}{c^2}$ to $100 \frac{\text{TeV}}{c^2}$ have been simulated with the standard ANTARES simulation chain [16,26,27]. From this simulation the detector resolution and acceptance are calculated for all five annihilation channels and for WIMP masses ranging from $50 \frac{\text{GeV}}{c^2}$ to $100 \frac{\text{TeV}}{c^2}$.

In this paper, data taken from 2007 to 2015, corresponding to 2102 days of live time, was used. The agreement between the data and the simulation has been tested extensively for both reconstruction strategies.

4. Methodology

The maximum likelihood method is used to look for a signal of dark matter annihilation. The likelihood, which is a function of the number of signal events assumed to be present in the selected event sample, n_s , is based on two probability distributions, S and B , which describe the behaviour of the signal and

the background events, respectively, as a function of the relevant event variables. The likelihood is then maximised by varying n_s . The statistical significance of the value obtained is extracted from the distribution of maximum likelihoods produced by generating pseudo-experiments, i.e. samples of events with known amounts of background and signal. The likelihood function used has the form

$$\mathcal{L}(n_s) = e^{-(n_s + N_{\text{bg}})} \prod_{i=1}^{N_{\text{tot}}} (n_s S(\psi_i, N_{\text{hit},i}, \beta_i) + N_{\text{bg}} B(\psi_i, N_{\text{hit},i}, \beta_i)), \quad (4)$$

where N_{bg} is the expected number of background events, which is set equal to N_{tot} , the total number of reconstructed events. n_s is the variable that changes during the maximisation process. The two functions S and B depend on: ψ_i , the angular distance of the i -th event to the centre of the Milky Way; $N_{\text{hit},i}$, the number of hits in the i -th event; and β_i , the angular error estimate for the i -th event. The number of hits $N_{\text{hit},i}$ is a proxy for the muon energy [28].

In order to take the source extension into account, in S the non-integrated J-Factor, $J(\psi)$, is used, smeared out with the point-spread function (PSF) assuming a 15% systematic uncertainty on the angular resolution, which is the dominant systematic error from the detector in this analysis. This error is based on a 2.5 ns uncertainty in the timing of detected photon hits in ANTARES [29]. By doing this, a combination of the PSF and the source morphology is obtained that is also used for generating signal events in the pseudo-experiments.

Further uncertainties exist due to the choice of the halo model and the expected neutrino signal spectra. These uncertainties are studied by using different annihilation channels and halo profile functions in the analysis (see Figs. 5 and 6).

A slightly modified likelihood function is defined for single-line events reconstructed with the QFit strategy:

$$\mathcal{L}(n_s) = e^{-(n_s + N_{\text{bg}})} \prod_{i=1}^{N_{\text{tot}}} (n_s \bar{S}(\theta_i, \bar{N}_{\text{hit},i}, Q_i) + N_{\text{bg}} \bar{B}(\theta_i, \bar{N}_{\text{hit},i}, Q_i)), \quad (5)$$

where $\bar{N}_{\text{hit},i}$ is the number of hits per storey (instead of the number of hits per PMT) used for the reconstruction, and θ_i is the difference in zenith angle between the i -th event and the centre of the Milky Way. \bar{S} and \bar{B} are the corresponding probability functions describing the signal and background distributions.

The likelihood functions are then studied using pseudo-experiments, which are generated from the distribution of background events from time-scrambled data and that of signal events from simulation. The signal events are generated by taking into account the angular resolution of the detector, the source morphology and the expected signal spectra. Ten thousand pseudo-experiments are simulated for each combination of WIMP mass, annihilation channel and reconstruction strategy, and for each considered value of signal events, n_s . The maximum value considered for n_s is 80 for the QFit strategy and 120 (180) for the Δ Fit strategy using the NFW and McMillan (Burkert) profile. The maximum values were chosen because of differences in the amount of background in these cases. For each pseudo-experiment a test statistic (TS) is calculated:

$$\text{TS} = \log_{10} \left(\frac{\mathcal{L}(n_{\text{opt}})}{\mathcal{L}(0)} \right), \quad (6)$$

where n_{opt} is the value of n_s that maximises the likelihood function. Since for a fixed signal strength the amount of detected

events may vary, the TS distributions were combined using Poissonian weights producing new TS distributions. Sensitivities and limits are calculated following the approach suggested by Neyman [30]. The 90% C.L. sensitivity in terms of detected neutrino events, $\bar{\mu}_{90\%}$, is calculated as the average number of inserted signal events, which leads to TS values that are in 90% of the cases above the median of the TS distribution for pure background. The 90% C.L. limit in terms of detected neutrino events, $\mu_{90\%}$, is calculated by using the TS value of the unblinded data instead of the median of the background if this TS value is above the median; otherwise the limit is set to the sensitivity.

The event selection criteria, in particular the definition of the cuts on Q and Λ and the selection of the reconstruction strategy, have been optimised with the Model Rejection Factor method to obtain an unbiased cut selection for optimal sensitivities [31]. The cut parameters have been tuned individually for each annihilation channel and several WIMP masses in the mass range under consideration, maintaining always a blind approach, i.e. with no access to the actual data.

It was found that for most combinations of WIMP mass and annihilation channels the optimum cuts are $Q < 0.7$ and $\Lambda > -5.2$, respectively. Once $\bar{\mu}_{90\%}$ (the 90% C.L. sensitivity on the average number of signal events obtained from the likelihood function) is computed, the limits on the neutrino flux for a given mass M_{WIMP} and annihilation channel are calculated as

$$\bar{\Phi}_{\nu_\mu + \bar{\nu}_\mu, 90\%} = \frac{\bar{\mu}_{90\%}(M_{\text{WIMP}}, \text{ch})}{\sum_i \bar{A}_{\text{eff}}^i(M_{\text{WIMP}}, \text{ch}) \times T_{\text{eff}}^i}, \quad (7)$$

where the index i denotes the periods with different detector configurations, ch the annihilation channel used and T_{eff}^i the total corresponding livetime. In fact, throughout the considered 9 years, the number of available detector lines has changed from 5 to 12. The time span over which the number of available lines remains unchanged is defined as a particular detector configuration period. The effective area averaged over the neutrino energy, $\bar{A}_{\text{eff}}^i(M_{\text{WIMP}}, \text{ch})$, is defined as:

$$\bar{A}_{\text{eff}}^i = \sum_{\nu, \bar{\nu}} \left(\frac{\int_{E_\nu^{\text{th}}}^{M_{\text{WIMP}}} A_{\text{eff}}^i(E_{\nu, \bar{\nu}}) \frac{dN_{\nu, \bar{\nu}}}{dE_{\nu, \bar{\nu}}} \Big|_{\text{ch}, M_{\text{WIMP}}} dE_{\nu, \bar{\nu}}}{\int_0^{M_{\text{WIMP}}} \frac{dN_\nu}{dE_\nu} \Big|_{\text{ch}, M_{\text{WIMP}}} dE_\nu + \frac{dN_{\bar{\nu}}}{dE_{\bar{\nu}}} \Big|_{\text{ch}, M_{\text{WIMP}}} dE_{\bar{\nu}}} \right), \quad (8)$$

where E_ν^{th} is the energy threshold for neutrino detection in ANTARES (approximately 10 GeV), M_{WIMP} is the WIMP mass, $dN_{\nu, \bar{\nu}}/dE_{\nu, \bar{\nu}}$ is the energy spectrum of the (anti-)neutrinos at the detector's location for annihilation channel ch (see Equation (1)) and WIMP mass M_{WIMP} , and $A_{\text{eff}}(E_{\nu, \bar{\nu}})$ is the effective area of ANTARES as a function of the (anti-)neutrino energy.

Due to their different cross-sections, the effective areas for neutrinos and anti-neutrinos are slightly different and therefore are considered separately. In addition, the fluxes of muon neutrinos and anti-neutrinos are different and are convoluted with their respective efficiencies. The effective area for a detector configuration period is defined as the ratio between the neutrino event rate and the signal neutrino flux for a certain neutrino energy. It is calculated from simulation.

5. Results

The final results are obtained by comparing the TS value of the data, TS_{obs} , to the TS distributions previously calculated under the blinded procedure.

In Fig. 2 a comparison between the unblinded data and the expected background is shown. No significant excess above the

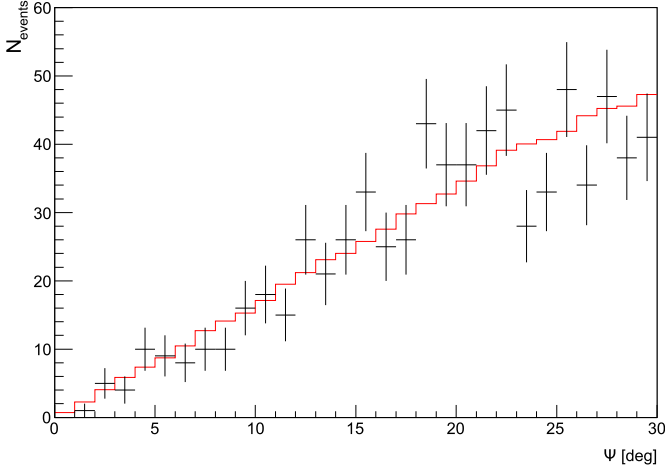


Fig. 2. The number of events as a function of the distance to the Galactic Centre (crosses) in comparison to the background estimate (red line) for the Δ Fit reconstruction. For this plot a quality cut of $\Lambda > -5.2$ is used. (For interpretation of the references to colour in this figure legend, the reader is referred to the web version of this article.)

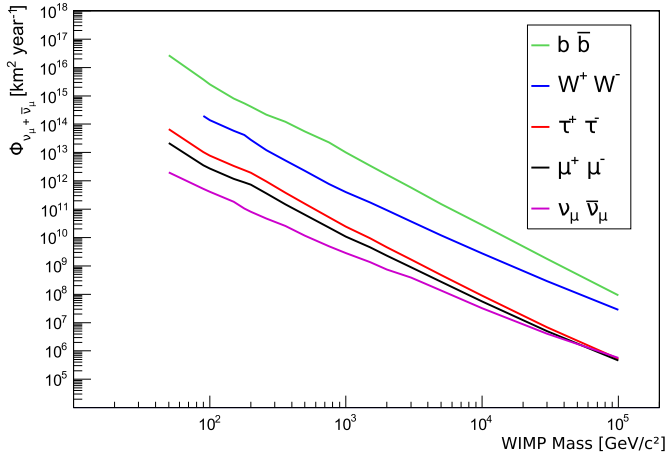


Fig. 3. 90% C.L. upper limits on the neutrino flux from WIMP annihilations in the Milky Way as a function of the WIMP masses for the different channels considered. For this plot the NFW profile was used.

background can be seen, which is consistent with the fact that all the TS_{obs} values obtained are smaller than the medians of the corresponding background TS distributions. Since all background-like results should equally reject the considered dark matter model, upper limits have been set to the sensitivities calculated from the pseudo-experiments.

The resulting upper limits in terms of neutrino flux are shown in Fig. 3. For each annihilation channel and WIMP mass range, the reconstruction strategy, QFit or Δ Fit, which gives the best sensitivity is used in the final result. Δ Fit is used for $M_{\text{WIMP}} \geq 260 \frac{\text{GeV}}{c^2}$ for the $\tau^+\tau^-$ and $\mu^+\mu^-$ channels; for $M_{\text{WIMP}} \geq 750 \frac{\text{GeV}}{c^2}$ for the $b\bar{b}$ channel; for $M_{\text{WIMP}} \geq 150 \frac{\text{GeV}}{c^2}$ for W^+W^- and for $M_{\text{WIMP}} \geq 100 \frac{\text{GeV}}{c^2}$ for the $\nu_\mu\bar{\nu}_\mu$ channel. For the remaining values, i.e. at low WIMP masses, the QFit results are used.

From the limits on the neutrino flux, limits on $\langle\sigma v\rangle$ can be derived. The 90% C.L. upper limit on $\langle\sigma v\rangle$ for the $\tau^+\tau^-$ channel as a function of the WIMP mass is shown in Fig. 4, compared with limits obtained by other indirect searches. Most of the direct search experiments are not directly sensitive to $\langle\sigma v\rangle$. The limits for all annihilation channels for the NFW halo profile are shown in Fig. 5.

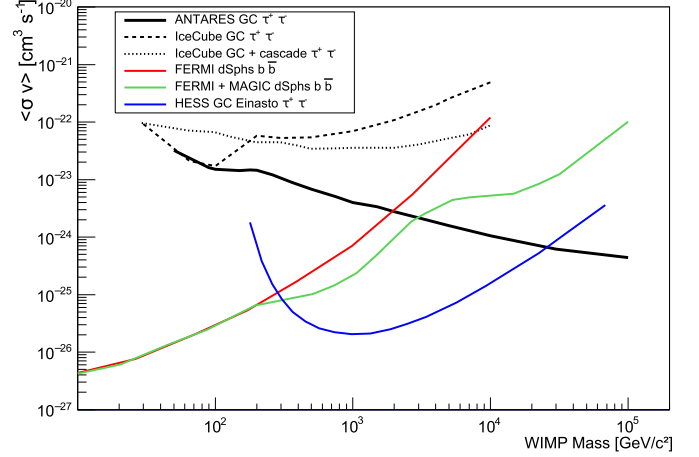


Fig. 4. 90% C.L. limits on the thermally averaged annihilation cross-section, $\langle\sigma v\rangle$, as a function of the WIMP mass in comparison to the limits from other experiments [32–36]. The results from IceCube and ANTARES were obtained with the NFW profile.

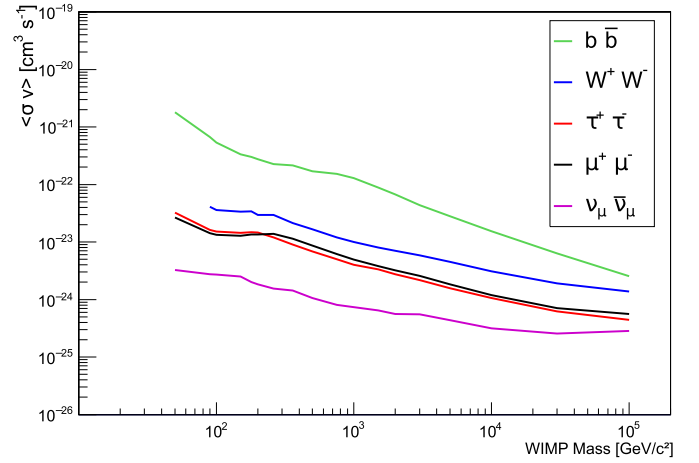


Fig. 5. 90% C.L. limits on the thermally averaged annihilation cross-section, $\langle\sigma v\rangle$, as a function of the WIMP mass for all annihilation channels using the NFW halo profile.

The IceCube results presented in Fig. 4 (using tracks only [32] and using cascades as well [33]) refer to the same channel and the same halo model, therefore the difference between the limits is due to the detector performance, position and integrated live time. The centre of the Milky Way is above the horizon of the IceCube detector and consequently the neutrino candidates correspond to downgoing events. To select neutrino candidates in the analyses of IceCube a veto for tracks starting outside the central part of the detector has to be used, which reduces the acceptance. This, in addition to the better angular resolution of ANTARES and the larger integrated live time in this analysis, explains the difference between the limits.

For the analysis by H.E.S.S. a different set of halo parameter values is used, leading to a more extended source. The results of FERMI and MAGIC are based on dwarf spheroidal galaxies and use the $b\bar{b}$ annihilation channel. Results from direct detection experiments are not shown since these experiments are typically not sensitive to $\langle\sigma v\rangle$.

This result allows to partly constrain models where the extraterrestrial neutrinos observed by IceCube are partly explained in terms of annihilating dark matter candidates [37]. For WIMP masses above $100 \frac{\text{GeV}}{c^2}$ the limitations from partial-wave unitar-

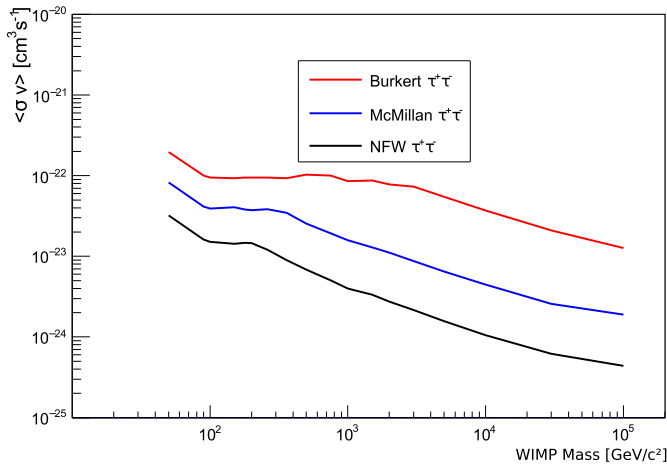


Fig. 6. 90% C.L. limits on the thermally averaged annihilation cross-section, $\langle\sigma v\rangle$, as a function of the WIMP mass for the three considered halo models for the $\tau^+\tau^-$ channel.

ity [38] will become relevant, although there is an approach to overcome these limitations [39].

In order to illustrate the large effect of the choice of the halo model and the profile parameters, a comparison between upper limits derived using the NFW, the Burkert and the McMillan results is shown in Fig. 6 for the $\tau^+\tau^-$ channel. As can be seen, depending on the WIMP mass, differences of more than one order of magnitude are observed between the different halo models.

6. Conclusions

The results from a new search for dark matter annihilation in the Milky Way using data from the ANTARES neutrino telescope from 2007 to 2015 show no excess above the expected background. Limits at 90% C.L. have been set for the NFW, the McMillan and the Burkert profile, five annihilation channels and WIMP masses ranging from $50 \frac{\text{GeV}}{c^2}$ to $100 \frac{\text{TeV}}{c^2}$. These limits are the most stringent for a certain region of the parameter space.

Acknowledgements

The authors acknowledge the financial support of the funding agencies: Centre National de la Recherche Scientifique (CNRS), Commissariat à l'énergie atomique et aux énergies alternatives (CEA), Commission Européenne (FEDER fund and Marie Curie Program), Institut Universitaire de France (IUF), IdEx program and UnivEarthS Labex program at Sorbonne Paris Cité (ANR-10-LABX-0023 and ANR-11-IDEX-0005-02), Labex OCEVU (ANR-11-LABX-0060) and the A*MIDEX project (ANR-11-IDEX-0001-02), Région Île-de-France (DIM-ACAV), Région Alsace (contrat CPER), Région Provence-Alpes-Côte d'Azur, Département du Var and Ville de La Seyne-sur-Mer, France; Bundesministerium für Bildung und Forschung (BMBF), Germany; Istituto Nazionale di Fisica Nucleare (INFN), Italy; Stichting voor Fundamenteel Onderzoek der Materie (FOM), Nederlandse Organisatie voor Wetenschappelijk Onderzoek (NWO), the Netherlands; Council of the President of

the Russian Federation for young scientists and leading scientific schools supporting grants, Russia; National Authority for Scientific Research (ANCS), Romania; Ministerio de Economía y Competitividad (MINECO): Plan Estatal de Investigación (refs. FPA2015-65150-C3-1-P, -2-P and -3-P, (MINECO/FEDER)), Severo Ochoa Centre of Excellence and MultiDark Consolider (MINECO), and Prometeo and Grisolia programs (Generalitat Valenciana), Spain; Ministry of Higher Education, Scientific Research and Professional Training, Morocco. We also acknowledge the technical support of Ifremer, AIM and Foselev Marine for the sea operation and the CC-IN2P3 for the computing facilities.

References

- [1] M. Klasen, M. Pohl, G. Sigl, *Prog. Part. Nucl. Phys.* **85** (2015) 1.
- [2] G. Bertone, D. Hooper, J. Silk, *Phys. Rep.* **405** (2005) 279.
- [3] V.A. Mitsou, *J. Phys. Conf. Ser.* **651** (2015) 012023, <http://stacks.iop.org/1742-6596/651/i=1/a=012023>.
- [4] D.B. Cline, *Phys. Scr.* **91** (2016) 033008, <http://stacks.iop.org/1402-4896/91/i=3/a=033008>.
- [5] J. Gaskins, *Contemp. Phys.* **57** (2016) 496–525.
- [6] S. Adrian-Martinez, et al., ANTARES Collaboration, *J. Cosmol. Astropart. Phys.* **10** (2015) 068.
- [7] M. Cirelli, et al., *J. Cosmol. Astropart. Phys.* **1103** (2011) 051.
- [8] J.F. Navarro, C.S. Frenk, S.D. White, *Astrophys. J.* **563** (1996) 462.
- [9] A. Burkert, *Astrophys. J.* **447** (1996) L25.
- [10] Paul J. McMillan, *Mon. Not. R. Astron. Soc.* **414** (2015) 2446.
- [11] F. Nesti, P. Salucci, *J. Cosmol. Astropart. Phys.* **07** (2013) 016.
- [12] J. An, H. Zhao, *Mon. Not. R. Astron. Soc.* **428** (2013) 2805.
- [13] A. Charbonnier, C. Combet, D. Maurin, *Comput. Phys. Commun.* **183** (2012) 656.
- [14] M. Ageron, et al., ANTARES Collaboration, *Nucl. Instrum. Methods Phys. Res., Sect. A* **656** (2011) 11.
- [15] J.A. Aguilar, et al., ANTARES Collaboration, *Nucl. Instrum. Methods Phys. Res., Sect. A* **555** (2005) 132.
- [16] P. Amram, et al., ANTARES Collaboration, *Nucl. Instrum. Methods Phys. Res., Sect. A* **484** (2002) 369.
- [17] J.A. Aguilar, et al., ANTARES Collaboration, *Nucl. Instrum. Methods Phys. Res., Sect. A* **570** (2007) 107.
- [18] S. Adrián-Martínez, et al., ANTARES Collaboration, *J. Instrum.* **7** (2012) T08002.
- [19] J.A. Aguilar, et al., ANTARES Collaboration, *Nucl. Instrum. Methods Phys. Res., Sect. A* **578** (2007) 498.
- [20] J.A. Aguilar, et al., ANTARES Collaboration, *Astropart. Phys.* **34** (2011) 539.
- [21] J.A. Aguilar, et al., ANTARES Collaboration, *Astropart. Phys.* **34** (2011) 652.
- [22] S. Adrián-Martínez, et al., ANTARES Collaboration, *Astrophys. J.* **760** (2012) 53.
- [23] A. Margiotta, *Nucl. Instrum. Methods A* **725** (2012) 98.
- [24] J. Brunner, in: *Proceedings of the VLvNT Workshop, Amsterdam, The Netherlands, 2003*, p. 109.
- [25] G. Carminati, M. Bazzotti, A. Margiotta, M. Spurio, *Comput. Phys. Commun.* **179** (2008) 915.
- [26] P. Amram, et al., ANTARES Collaboration, *Astropart. Phys.* **19** (2003) 253.
- [27] J.A. Aguilar, et al., ANTARES Collaboration, *Astropart. Phys.* **23** (2005) 131.
- [28] S. Adrián-Martínez, et al., ANTARES Collaboration, *Astrophys. J. Lett.* **786** (2014) 1.
- [29] S. Adrián-Martínez, et al., ANTARES Collaboration, *Astrophys. J.* **760** (2012) 53.
- [30] J. Neyman, *Philos. Trans. R. Soc. Lond. Ser. A* **236** (1937) 250.
- [31] G.C. Hill, K. Rawlins, *Astropart. Phys.* **19** (2003) 393.
- [32] M.G. Aartsen, et al., IceCube Collaboration, *Eur. Phys. J. C* **75** (2015) 492.
- [33] M.G. Aartsen, et al., IceCube Collaboration, *Eur. Phys. J. C* **76** (2016) 531.
- [34] M. Ackermann, et al., Fermi-LAT Collaboration, *Phys. Rev. Lett.* **115** (2015) 231301.
- [35] R. Caputo, M.R. Buckley, P. Martin, E. Charles, A.M. Brooks, A. Drlica-Wagner, J.M. Gaskins, M. Wood, *Phys. Rev. D* **93** (2016) 062004.
- [36] H. Abdallah, et al., HESS Collaboration, *Phys. Rev. Lett.* **117** (2016) 111301.
- [37] M. Chianese, G. Miele, S. Morisi, [arXiv:1610.04612](https://arxiv.org/abs/1610.04612), 2016.
- [38] K. Griest, M. Kamionkowski, *Phys. Rev. Lett.* **64** (1990) 615.
- [39] S. Profumo, *Phys. Rev. D* **72** (2005) 103521.

Update

Physics Letters B

Volume 796, Issue , 10 September 2019, Page 253–255

DOI: <https://doi.org/10.1016/j.physletb.2019.05.022>



Erratum

Erratum to “Results from the search for dark matter in the Milky Way with 9 years of data of the ANTARES neutrino telescope” [Phys. Lett. B 769 (2017) 249–254]



A. Albert^a, M. André^b, M. Anghinolfi^c, G. Anton^d, M. Ardid^e, J.-J. Aubert^f, T. Avgitas^g, B. Baret^g, J. Barrios-Martí^h, S. Basaⁱ, V. Bertin^f, S. Biagi^j, R. Bormuth^{k,l}, S. Bourret^g, M.C. Bouwhuis^k, R. Bruijn^{k,m}, J. Brunner^f, J. Busto^f, A. Capone^{n,o}, L. Caramete^p, J. Carr^f, S. Celli^{n,o,q}, T. Chiarusi^r, M. Circella^s, J.A.B. Coelho^g, A. Coleiro^g, R. Coniglione^j, H. Costantini^f, P. Coyle^f, A. Creusot^g, A. Deschamps^t, G. De Bonis^{n,o}, C. Distefano^j, I. Di Palma^{n,o}, C. Donzaud^{g,u}, D. Dornic^f, D. Drouhin^a, T. Eberl^d, I. El Bojaddaini^v, D. Elsässer^w, A. Enzenhöfer^f, I. Felis^e, L.A. Fusco^{r,x}, S. Galatà^g, P. Gay^{y,g}, S. Geißelsöder^d, K. Geyer^d, V. Giordano^z, A. Gleixner^d, H. Glotin^{aa,ab,ac}, R. Gozzini^{h,*}, T. Grégoire^g, R. Gracia Ruiz^g, K. Graf^d, S. Hallmann^d, H. van Haren^{ad}, A.J. Heijboer^k, Y. Hello^t, J.J. Hernández-Rey^h, J. Hößl^d, J. Hofestädt^d, C. Hugon^{c,ae}, G. Illuminati^{n,o,h}, C.W. James^d, M. de Jong^{k,l}, M. Jongen^k, M. Kadler^w, O. Kalekin^d, U. Katz^d, D. Kießling^d, A. Kouchner^{g,ac}, M. Kreter^w, I. Kreykenbohm^{af}, V. Kulikovskiy^{f,ag}, C. Lachaud^g, R. Lahmann^d, D. Lefèvre^{ah,ai,aj}, E. Leonora^{z,ak}, M. Lotze^h, S. Loucatos^{al,g}, M. Marcellinⁱ, A. Margiotta^{r,x}, A. Marinelli^{am,an}, J.A. Martínez-Mora^e, A. Mathieu^f, R. Mele^{ao,ar}, K. Melis^{k,m}, T. Michael^k, P. Migliozzi^{ao}, A. Moussa^v, C. Mueller^w, E. Nezriⁱ, G.E. Pāvālaš^p, C. Pellegrino^{r,x}, C. Perrina^{n,o}, P. Piattelli^j, V. Popa^p, T. Pradier^{ap}, L. Quinn^f, C. Racca^a, G. Riccobene^j, K. Roensch^d, A. Sánchez-Losa^s, M. Saldaña^e, I. Salvadori^f, D.F.E. Samtleben^{k,l}, M. Sanguineti^{c,ae}, P. Sapienza^j, J. Schnabel^d, F. Schüssler^{al}, T. Seitz^d, C. Sieger^d, M. Spurio^{r,x}, Th. Stolarczyk^{al}, M. Taiuti^{c,ae}, Y. Tayalati^{aq}, A. Trovato^j, M. Tselengidou^d, D. Turpin^f, C. Tönnis^h, B. Vallage^{al,g}, C. Vallée^f, V. Van Elewyck^{g,ac}, D. Vivolo^{ao,ar}, A. Vizzoca^{n,o}, S. Wagner^d, J. Wilms^{af}, J.D. Zornoza^h, J. Zúñiga^h

^a GRPHE, Université de Haute Alsace, Institut universitaire de technologie de Colmar, 34 rue du Grillenbreit, BP 50568, 68008 Colmar, France

^b Technical University of Catalonia, Laboratory of Applied Bioacoustics, Rambla Exposició, 08800 Vilanova i la Geltrú, Barcelona, Spain

^c INFN - Sezione di Genova, Via Dodecaneso 33, 16146 Genova, Italy

^d Friedrich-Alexander-Universität Erlangen-Nürnberg, Erlangen Centre for Astroparticle Physics, Erwin-Rommel-Str. 1, 91058 Erlangen, Germany

^e Institut d'Investigació per a la Gestió Integrada de les Zones Costaneres (IGIC), Universitat Politècnica de València, C/Paranimf 1, 46730 Gandía, Spain

^f Aix-Marseille Université, CNRS/IN2P3, CPPM UMR 7346, 13288 Marseille, France

^g APC, Université Paris Diderot, CNRS/IN2P3, CEA/IRFU, Observatoire de Paris, Sorbonne Paris Cité, 75205 Paris, France

^h IFIC - Instituto de Física Corpuscular (CSIC - Universitat de València) c/Catedrático José Beltrán, 2, E-46980, Paterna, Valencia, Spain

ⁱ LAM - Laboratoire d'Astrophysique de Marseille, Pôle de l'Étoile Site de Château-Gombert, rue Frédéric Joliot-Curie 38, 13388 Marseille Cedex 13, France

^j INFN - Laboratori Nazionali del Sud (LNS), Via S. Sofia 62, 95123 Catania, Italy

^k Nikhef, Science Park, Amsterdam, the Netherlands

^l Huygens-Kamerlingh Onnes Laboratorium, Universiteit Leiden, the Netherlands

^m Universiteit van Amsterdam, Instituut voor Hoge-Energie Fysica, Science Park 105, 1098 XG Amsterdam, the Netherlands

ⁿ INFN - Sezione di Roma, P.le Aldo Moro 2, 00185 Roma, Italy

^o Dipartimento di Fisica dell'Università La Sapienza, P.le Aldo Moro 2, 00185 Roma, Italy

^p Institute for Space Science, RO-077125 Bucharest, Măgurele, Romania

^q Gran Sasso Science Institute, Viale Francesco Crispi 7, 00167 L'Aquila, Italy

DOI of original article: <https://doi.org/10.1016/j.physletb.2017.03.063>.

* Corresponding author.

E-mail address: sara.gozzini@ific.uv.es (R. Gozzini).

<https://doi.org/10.1016/j.physletb.2019.05.022>

0370-2693/© 2017 The Author(s). Published by Elsevier B.V. All rights reserved.

^r INFN - Sezione di Bologna, Viale Bertini-Pichat 6/2, 40127 Bologna, Italy

^s INFN - Sezione di Bari, Via E. Orabona 4, 70126 Bari, Italy

^t Géozaur, UCA, CNRS, IRD, Observatoire de la Côte d'Azur, Sophia Antipolis, France

^u Univ. Paris-Sud, 91405 Orsay Cedex, France

^v University Mohammed I, Laboratory of Physics of Matter and Radiations, B.P.717, Oujda 6000, Morocco

^w Institut für Theoretische Physik und Astrophysik, Universität Würzburg, Emil-Fischer Str. 31, 97074 Würzburg, Germany

^x Dipartimento di Fisica e Astronomia dell'Università, Viale Bertini Pichat 6/2, 40127 Bologna, Italy

^y Laboratoire de Physique Corpusculaire, Clermont Université, Université Blaise Pascal, CNRS/IN2P3, BP 10448, F-63000 Clermont-Ferrand, France

^z INFN - Sezione di Catania, Viale Andrea Doria 6, 95125 Catania, Italy

^{aa} LSIS, Aix Marseille Université, CNRS, ENSAM, LSIS UMR 7296, 13397 Marseille, France

^{ab} Université de Toulon, CNRS, LSIS UMR 7296, 83957 La Garde, France

^{ac} Institut Universitaire de France, 75005 Paris, France

^{ad} Royal Netherlands Institute for Sea Research (NIOZ), Landsdiep 4, 1797 SZ 't Horntje (Texel), the Netherlands

^{ae} Dipartimento di Fisica dell'Università, Via Dodecaneso 33, 16146 Genova, Italy

^{af} Dr. Reimis-Sternwarte and ECAP, Universität Erlangen-Nürnberg, Sternwarte str. 7, 96049 Bamberg, Germany

^{ag} Moscow State University, Skobeltsyn Institute of Nuclear Physics, Leninskie gory, 119991 Moscow, Russia

^{ah} Mediterranean Institute of Oceanography (MIO), Aix-Marseille University, 13288, Marseille, Cedex 9, France

^{ai} Université du Sud Toulon-Var, 83957, La Garde Cedex, France

^{aj} CNRS-INSU/IRD UM 110, France

^{ak} Dipartimento di Fisica ed Astronomia dell'Università, Viale Andrea Doria 6, 95125 Catania, Italy

^{al} Direction des Sciences de la Matière - Institut de recherche sur les lois fondamentales de l'Univers - Service de Physique des Particules, CEA Saclay,

91191 Gif-sur-Yvette Cedex, France

^{am} INFN - Sezione di Pisa, Largo B. Pontecorvo 3, 56127 Pisa, Italy

^{an} Dipartimento di Fisica dell'Università, Largo B. Pontecorvo 3, 56127 Pisa, Italy

^{ao} INFN - Sezione di Napoli, Via Cintia, 80126 Napoli, Italy

^{ap} Université de Strasbourg, CNRS, IPHC UMR 7178, F-67000 Strasbourg, France

^{aq} University Mohammed V in Rabat, Faculty of Sciences, 4 av. Ibn Battouta, B.P. 1014, R.P. 10000, Rabat, Morocco

^{ar} Dipartimento di Fisica dell'Università Federico II di Napoli, Via Cintia, 80126, Napoli, Italy

ARTICLE INFO

Article history:

Available online 21 May 2019

Editor: H. Peiris

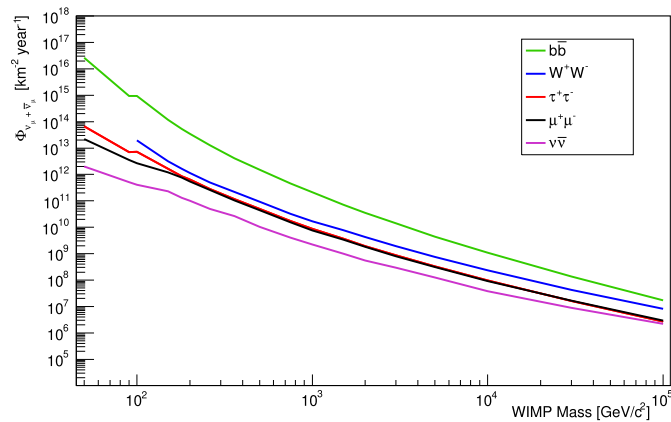


Fig. 3. 90% C.L. upper limits on the neutrino flux from WIMP annihilations in the Milky Way as a function of the WIMP masses for the different channels considered. For this plot the NFW profile was used.

Limits on the neutrino flux for a given mass M_{WIMP} and annihilation channel are calculated as in Eq. (7) (page 252), with the integrated acceptances defined in Eq. (8) (page 252) as the effective area averaged over the neutrino energy. A numerical approximation of WIMP annihilation spectra, adapted from [1] with a too coarse binning, led to an overestimation of the integrated

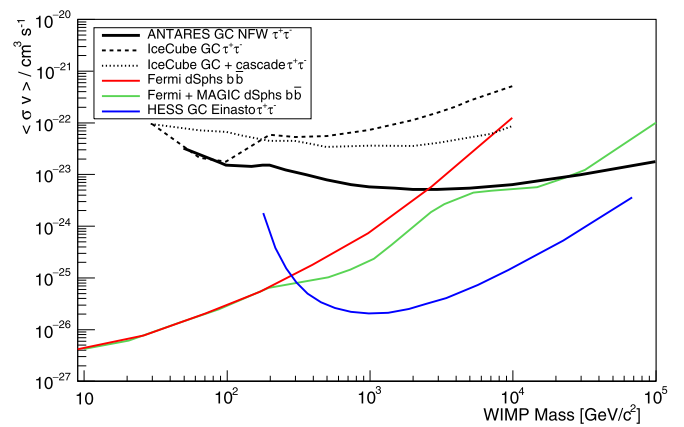


Fig. 4. 90% C.L. limits on the thermally averaged annihilation cross-section, $\langle \sigma v \rangle$, as a function of the WIMP mass in comparison to the limits from other experiments [2–6]. The results from IceCube and ANTARES were obtained with the NFW profile.

acceptances for dark-matter induced neutrino events. The spectra were replaced with a fine-binned version both in the likelihood and in the acceptances. The main change is a weaker limit for WIMP masses larger than 1 TeV/ c^2 . Updated versions of Figs. 3–6 are provided.

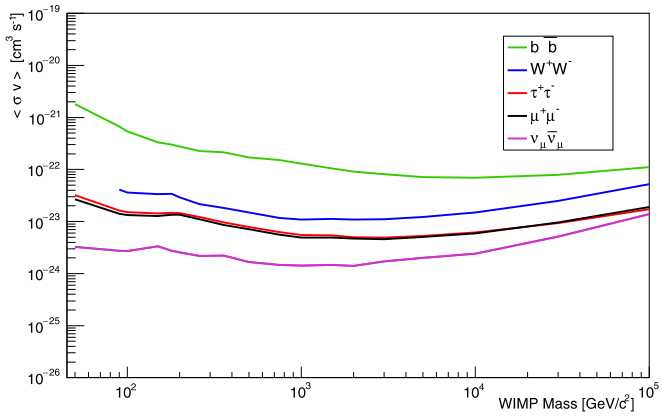


Fig. 5. 90% C.L. limits on the thermally averaged annihilation cross-section, $\langle \sigma v \rangle$, as a function of the WIMP mass for all annihilation channels using the NFW halo profile.

References

- [1] M. Cirelli, et al., *J. Cosmol. Astropart. Phys.* 1103 (2011) 051.
- [2] M.G. Aartsen, et al., *IceCube Collaboration*, *Eur. Phys. J. C* 75 (2015) 492.
- [3] M.G. Aartsen, et al., *IceCube Collaboration*, *Eur. Phys. J. C* 76 (2016) 531.

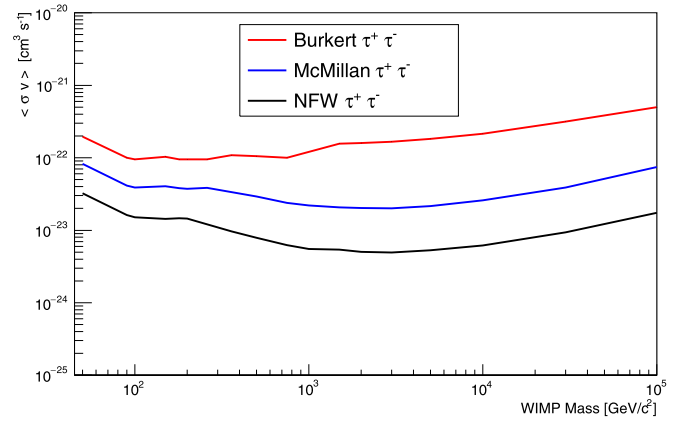


Fig. 6. 90% C.L. limits on the thermally averaged annihilation cross-section, $\langle \sigma v \rangle$, as a function of the WIMP mass for the three considered halo models for the $\tau^+\tau^-$ channel.

- [4] M. Ackermann, et al., *Fermi-LAT Collaboration*, *Phys. Rev. Lett.* 115 (2015) 231301.
- [5] R. Caputo, M.R. Buckley, P. Martin, E. Charles, A.M. Brooks, A. Drlica-Wagner, J.M. Gaskins, M. Wood, *Phys. Rev. D* 93 (2016) 062004.
- [6] H. Abdallah, et al., *HESS Collaboration*, *Phys. Rev. Lett.* 117 (2016) 111301.